

2025-2026

Price Catalog



Scan for  
Online Flipbook



# OUTDOOR

# *Living*

IGNITE THE MEMORIES

GRILLS



HEATING



FIRE PITS



FIRE FEATURES



FIREPLACES



LIGHTING



TURF





# WHAT'S INSIDE 2025/2026 CATALOG



## GRILLS

Empire offers an assortment of Freestanding and Built-In Grills from the industry's leading manufacturers. **Blaze | Broil King | Broilmaster | Bull**



## OUTDOOR KITCHEN ISLANDS

Whether you choose ready-to-finish options to build a traditional masonry kitchen, finished cabinets, or pre-configured grill islands, Empire has products that will suit your job.

**Blaze | Challenger | Canyon | Coastal | DuraBull | EZ Finish | Stone Age | Urban Bonfire**



## OVENS

Outdoor Ovens offer professional cooking from your own backyard. Choose from wood fired, gas, or hybrid fuel options. **Blaze | Bull | Stone Age**



## OUTDOOR FIREPLACES & FIREBOXES

Bring elegance and comfort into your outdoor space with an outdoor fireplace. Whether you like traditional or modern, wood or gas burning, there are many options and customizations available to choose from. **Carol Rose | Stone Age | Superior**



## FIRE PITS

Fire pits are a great focal point to gather around with family and friends. Select a burner and build your own, or choose from our ready-to-finish kit options.

**Stone Age | Warming Trends**



## FIRE FEATURES

Choose one of our Fire Tables, Gas Torches, or Fire Bowls to add additional ambiance to your backyard or patio. **Blaze | Outdoor GreatRoom | Tempest Torches | EZ Finish**



## OUTDOOR HEATING

Extend the outdoor season by adding outdoor heating to your backyard or patio. Built-in and portable options available. **Bromic | Infratech**



## SYNTHETIC TURF

Artificial grass is a durable, low-maintenance and cost-effective alternative to natural grass in yards, pet/sport/play areas and golf greens. **Empire Synthetic Turf**

# How to Place Your Orders

- **Email:** orders@empiredistributing.net
- **Online:** www.empiredistributing.net
- **Fax:** (585) 492-2785
- **Phone:** (585) 492-2780



Placing your order Online ensures 100% accuracy and allows you to know what's in stock before you even place the order. Contact our office at (585) 492-2780 to set up your account or ask any questions.

## Empire Distributing Contacts



### SALES

|                  |                            |              |                                   |
|------------------|----------------------------|--------------|-----------------------------------|
| Jason Rupp       | Western New York           | 716-432-0773 | jason@empiredistributing.net      |
| Mike Rupp        | Long Island                | 716-860-0206 | mike@empiredistributing.net       |
| Chuck Wander     | New York                   | 716-475-8467 | chuckw@empiredistributing.net     |
| Bob Brown        | New England                | 716-870-2096 | bbrown@empiredistributing.net     |
| Bob Connor       | New England                | 716-860-6574 | bconnor@empiredistributing.net    |
| Matt Hansen      | Midwest North              | 716-344-5916 | mhansen@empiredistributing.net    |
| Chris Jones      | Midwest Ohio               | 716-260-8975 | cjones@empiredistributing.net     |
| Katherine Ahrens | Midwest South              | 716-860-3034 | katherinea@empiredistributing.net |
| Scott Frank      | New Jersey/Pennsylvania    | 716-860-1707 | sfrank@empiredistributing.net     |
| TBA              | Virginia/Delaware/Maryland | 716-860-0196 | sales@empiredistributing.net      |
| Tom Finnegan     | Sales Manager              | 716-860-0583 | tomf@empiredistributing.net       |

### INTERNAL SUPPORT

|                   |                            |           |                                   |
|-------------------|----------------------------|-----------|-----------------------------------|
| Juanita Wolfe     | Internal Support           | Ext. 4410 | juanita@empiredistributing.net    |
| Dawn Dahlke       | Internal Support           | Ext. 4433 | dawn@empiredistributing.net       |
| Diana Brown       | Internal Support           | Ext. 4416 | diana@empiredistributing.net      |
| Paul Szlachetka   | Internal Support           | Ext. 4439 | pauls@empiredistributing.net      |
| David Cox         | Internal Support           | Ext. 4415 | david@empiredistributing.net      |
| Misty Woodard     | Internal Support           | Ext. 4436 | mwoodard@empiredistributing.net   |
| Allison VanScoter | Internal Support           | Ext. 4431 | avanscoter@empiredistributing.net |
| Bryan Mailloux    | Technical Support          | Ext. 4465 | bryanm@empiredistributing.net     |
| Timothy Kyle      | Technical Support          | Ext. 4437 | timothyk@empiredistributing.net   |
| Josh Wittmeyer    | Outdoor Heating Specialist | Ext. 4462 | josh@empiredistributing.net       |
| Dave Baco         | Outdoor Kitchen Specialist | Ext. 9006 | dbaco@empiredistributing.net      |
| Morgan Murray     | Warranty                   | Ext. 4422 | warranty@empiredistributing.net   |
| Deidre Maul       | Warranty Assistant         | Ext. 4417 | dmaul@empiredistributing.net      |

### ACCOUNTING

|                  |                     |           |                                  |
|------------------|---------------------|-----------|----------------------------------|
| Cassandra Lydell | Accounts Receivable | Ext. 4407 | cassandra@empiredistributing.net |
| Gail Vosburg     | Accounts Receivable | Ext. 4401 | gail@empiredistributing.net      |
| Laura Neri       | Accounts Receivable | Ext. 4420 | lneri@empiredistributing.net     |
| Lois Rupp        | Accounting Manager  | Ext. 4409 | lois@empiredistributing.net      |

### OPERATIONS

|             |                    |           |                               |
|-------------|--------------------|-----------|-------------------------------|
| Jeremy Rupp | Operations Manager | Ext. 4412 | jeremy@empiredistributing.net |
|-------------|--------------------|-----------|-------------------------------|

### MARKETING

|               |                   |           |                               |
|---------------|-------------------|-----------|-------------------------------|
| Sheri-le Rupp | Marketing Manager | Ext. 4406 | smrupp@empiredistributing.net |
|---------------|-------------------|-----------|-------------------------------|

# TERMS & POLICIES



## **CREDIT/TERMS**

All new accounts are on cash on delivery (COD), cash in advance (pre-paid), or E-Check basis. Customers wishing to establish terms of net 15 or 30 days from date of invoice are required to complete a credit application. We will notify you in writing of credit approval. A resale certificate must be on file. Credit limits will be set on each account.

Payment terms begin from date of invoice, not statements. Statements are provided as a courtesy. With approved credit, terms are net 30, unless the shipment is part of an early buy or other program. If the account is past due, orders are automatically routed to the credit department to be reviewed, creating a delay in shipment.

1½% monthly service charge will be charged to all past due accounts. Any collection charges will be in addition to this service charge. Past due accounts will be placed on COD terms. A \$35 fee for NSF checks will be charged with customer being placed on COD.

## **SPECIAL ORDERS**

Products that are not stocked in our warehouse can be special ordered. Once placed, a special order cannot be cancelled and you will be responsible for full payment including freight charges. Special orders do not count in any early buy programs. We cannot accept returns or issue refunds on special orders. If dealer account is past due, special orders will not be placed until account is in good standing.

## **CUSTOM ORDERS**

Custom orders or orders that need to be manufactured to a specific design require a 50% deposit with full payment to include freight due upon manufacture completion. Custom orders ship F.O.B. from the manufacturer. Once placed, a custom order cannot be canceled and you will be responsible for full payment including freight charges. We cannot accept returns or issue refunds on custom orders.

## **INTERNET SELLING**

Many of the products offered in our Outdoor Catalog are approved to be sold online. Empire Distributing has the ability to drop ship orders to customers throughout the continental US on your behalf. Each manufacturer has guidelines in place such as product restrictions and IMAP pricing for e-Commerce. Please consult with your sales representative or our office before adding Outdoor Products from this catalog to your e-Commerce website. Empire Distributing will only process drop ship orders for approved e-Commerce transactions. We reserve the right to refuse orders if we feel there is a shipping or service concern that will be detrimental to the customer, manufacturer, dealer or distributor.

## **PRICING**

The commodities market can be volatile at times and may impact cost of goods. All prices in this catalog are subject to change without notice. Please view our Online Flipbook for the most current pricing.

## **DISCOUNTS**

A separate Product Discount sheet is available. Please ask your Empire Sales Rep or Customer Service for a copy. Some products may be available to "Authorized Dealers Only", this will be noted on the price pages. If you are interested in becoming a dealer, please call Empire Distributing for details.



## DISPLAY CREDITS

Empire Distributing and our Outdoor Vendors realize the more outdoor products that are displayed and burning at your store location will increase sales. Burn and display programs offer you the opportunity to burn and demonstrate these products at a reduced cost. To learn more details on this wonderful benefit, please contact your Empire Sales rep.

## FREIGHT CLAIMS

Inspection of all merchandise must be made at time of delivery. Any discrepancy or damage must be noted to the carrier at time of delivery. Your signature on the Bill of Lading means you have received all merchandise complete and in good condition. No claims will be honored after the carrier has left for any damages or shortages, unless noted on Bill of Lading.

UPS freight damage must be reported to UPS and Empire Distributing immediately. The merchandise must be left in its original packaging for UPS inspection. If the package or merchandise is disposed of, no freight claim will exist and you will be responsible for the cost of that product.

Common Carrier claims for damaged goods or shortages must be filed with the carrier. Signing the Bill of Lading means you have received order complete and in good condition. Any shortage or damage must be noted on the Bill of Lading.

## RETURNS

No return of goods without an RMA (Return Merchandise Authorization) from Empire. All return goods are subject to inspection before credit is issued. There will be a 25% restocking fee on all returned products. No returns on special orders, discontinued product or product purchased more than 6 months prior to return date. No cash reimbursements on returns. Credits will be issued to account.

## WARRANTIES

A warranty on product is manufacturer's warranty. All warranties must be accompanied with the manufacturers proper RMA form completely filled out. Shipping charges may not be covered under warranty.

## CANCELLATIONS

All cancellations must be in writing.

## DISCLOSURES

Possession of this catalog does not constitute an offer to sell. Empire Distributing reserves the right to accept or reject an order. Some product lines are limited to set dealers.



## CONTACT US WITH ANY QUESTIONS:

7406 Route 98  
Arcade, NY 14009

Phone: (585) 492-2780  
Fax: (585) 492-2785

[www.empiredistributing.net](http://www.empiredistributing.net)  
[sales@empiredistributing.net](mailto:sales@empiredistributing.net)





Scan QR Code for current pricing.

# BLAZE GRILLS & COMPONENTS

GAS | CHARCOAL | ELECTRIC

REV: 04/01/26

## TABLE OF CONTENTS

### GAS GRILLS

- 25" Grills ..... 2
- 32" Grills ..... 4
- 32" Marine Grade Grills ..... 6
- 40" Grills ..... 8
- 34" & 44" Lux Grills..... 10
- Griddle ..... 12
- Outdoor Oven ..... 16

### CHARCOAL GRILLS

- Charcoal Stainless Steel ..... 14
- Charcoal Aluminum Kamado ..... 15

### ELECTRIC GRILLS

- Electric Grill..... 24

### BUILT-IN GRILL COMPONENTS

- Vent Hood ..... 17
- Side Burners..... 18
- Power Burners ..... 19
- Door Components ..... 20
- Drawer Components..... 21
- Refrigeration ..... 22
- Ice Maker ..... 23

### LITERATURE

| Item No | Description  | Retail |
|---------|--------------|--------|
| BLAZE   | Blaze Grills | N/C    |

# 25" GAS GRILLS



BLAZE GRILLS



**LBM/BCM GRILL**



## GRILL HEADS

LP Grills come set up for 20 lb propane tanks. When using bulk propane you must order BLZ-32-050 Low Pressure Regulator.  
**Cut-Out Dimensions:** 8 ½" H x 23 ¼" W x 21 ¼" D

| Item # - NG     | Item # - LP | Description  | Retail  |
|-----------------|-------------|--|---------|
| BLZ-3LBM-NG     | BLZ-3LBM-LP | 25" LBM Grill, 3 Burner  | \$1,499 |
| BLZ-3BCM-NG     | BLZ-3BCM-LP | 25" BCM Grill, 3 Burner  | \$1,549 |
| BLZ-32-050      |             | Low Pressure Regulator (used for bulk propane)   | \$33    |
| BLZ-LP-HOSE/REG |             | LP Low Pressure Hose and Regulator (used when converting NG grill to LP with 20 LB tank) | \$33    |

## GRILL FEATURES

- 304 SS Construction
- 560 sq. in. Cooking Surface
- 42,000 BTU Main Cooking Surface
- Double Lined Hood
- Heat Zone Separators
- Heavy Duty Stainless Steel Flame Tamers
- Full Size Drip Tray
- Built In Thermometer
- Warming Rack
- Push N' Turn Flame Thrower Primary Ignition
- Secondary Manual Flash Tube Ignition
- Available in Built-in and Cart Models
- Available NG or LP (Ships with opposite gas conversion kit)
- Lifetime Warranty

## 25" GRILL

| FEATURE              | 3LBM        | 3BCM        |
|----------------------|-------------|-------------|
| Burner Style         | 304 SS Tube | 304 Cast SS |
| SS Cooking Grates    | 8 mm ●      | 9 mm ▲      |
| Knob Lights          | ✘           | ✘           |
| Interior Lights      | ✘           | ✘           |
| Infrared Back Burner | ✘           | ✘           |
| Rotisserie Kit       | ✘           | ✘           |
| Spring Assisted Hood | ✘           | ✘           |

●=Round    ▲=Triangular

# 25" GAS GRILLS



## CARTS *(Requires Grill Head)*

| Item #        | Description         | Retail |
|---------------|---------------------|--------|
| BLZ-3-CART-SC | Cart, 25"           | \$699  |
| BLZ-LPH-COVER | Hole Cover, Cart LP | \$49   |



**Cart**  
Double door w/locking casters and fixed side shelves.

## WEATHER COVERS

Cover is made with a water resistant vinyl and has a felt backing that will not scratch the stainless steel exterior of your grill.

| Item # | Description                       | Retail |
|--------|-----------------------------------|--------|
| 3BICV  | 25" Weather Cover, Grill Head     | \$69   |
| 3CTCV  | 25" Weather Cover, Cart and Grill | \$79   |

## INSULATED JACKET *(Used when installing the grill into a combustible island structure) Double Lined*

| Item #   | Description                | Cut-Out Dimensions             | Retail |
|----------|----------------------------|--------------------------------|--------|
| BLZ-3-IJ | 25" Grill Insulated Jacket | 9 1/8"H x 25 5/16"W x 22 1/4"D | \$599  |

## ACCESSORIES

| Item #        | Description   | Retail |
|---------------|---|--------|
| BLZ-IR        | Infrared Searing Burner, 14,000 BTU's (Sear Burner Replaces a Regular Burner) | \$139  |
| BLZ-SMBX      | Smoker Box (Slides Between Flame Tamer and Grates)                            | \$49   |
| BLZ-XL-SMBX   | Smoker Box Extra Large (Slides Between Flame Tamer and Grates)                | \$109  |
| BLZ-PZST      | Pizza Stone, 14 3/4"  | \$139  |
| BLZ-14-SSGP-2 | 14" Griddle Plate, Stainless Steel  | \$339  |
| BLZ-NG-HOSE   | Hose, 1/2" x 10' w/ Quick Disconnect Coupler NG/LP                            | \$89   |
| BLZ-WG-25     | Wind Guard  | \$349  |
| BLZ-CRM-TMR   | Ceramic Flame Tamer (25" Grill Requires 3)                                    | \$59   |



Infrared Searing Burner  
BLZ-IR



Smoker Box  
BLZ-SMBX



Pizza Stone  
BLZ-PZST



Griddle Plate  
BLZ-14-SSGP



Ceramic Flame Tamer  
BLZ-CRM-TMR

# 32" GAS GRILLS



BLAZE GRILLS



LBM/BCM GRILL



LTE+ GRILL



LTE PRO GRILL

## GRILL HEADS

LP Grills come set up for 20 lb propane tanks. When using bulk propane you must order BLZ-32-050 Low Pressure Regulator.

| Item # - NG     | Item # - LP  | Description                          | Cut-Out Dimensions            | Retail  |
|-----------------|--|--------------------------------------|-------------------------------|---------|
| BLZ-4LBM-NG     | BLZ-4LBM-LP  | 32" LBM Grill, 4 Burner              | 8 1/2"H x 30 5/8"W x 21 1/4"D | \$1,749 |
| BLZ-4BCM-NG     | BLZ-4BCM-LP  | 32" BCM Grill, 4 Burner              | 8 1/2"H x 30 5/8"W x 21 1/4"D | \$1,949 |
| BLZ-4LTE3-NG    | BLZ-4LTE3-LP   | 32" LTE+ Grill, 4 Burner             | 8 1/2"H x 30 5/8"W x 21 1/4"D | \$2,499 |
| BLZ-4LTEPRO-NG  | BLZ-4LTEPRO-LP   | 32" LTE Professional Grill, 4 Burner | 9 1/2"H x 30 3/4"W x 21 1/4"D | \$3,699 |
| BLZ-32-050      | Low Pressure Regulator (used for bulk propane)   |                                      |                               | \$33    |
| BLZ-LP-HOSE/REG | Low Pressure Hose and Regulator - LP (used when converting NG grill to LP with 20 LB tank) |                                      |                               | \$33    |

### NEW LTE PRO FEATURES



Enhanced control panel reads temperature from grill surface and 2 meat probes



Multipurpose, heavy-duty warming rack can now be stored in an upright position



Thicker 12 mm hexagonal grill grates retain more heat for intense searing

## GRILL FEATURES

- 304 SS Construction
- 715 sq.in. Cooking Surface
- 56,000 BTU Main Cooking Surface
- Double Lined Hood
- 32" LTE Pro has increased hood height
- Heat Zone Separators
- Heavy Duty Stainless Steel Flame Tamers
- Full Size Drip Tray
- Push N' Turn Flame Thrower Primary Ignition
- Secondary Manual Flash Tube Ignition
- Available in Built-in and Cart Models
- Available in NG or LP (Ships with opposite gas conversion kit)
- Lifetime Warranty

## 32" GRILLS

| FEATURE              | 4LBM        | 4BCM        | 4LTE+       | 4LTEPRO     |
|----------------------|-------------|-------------|-------------|-------------|
| Burner Style         | 304 SS Tube | 304 Cast SS | 304 Cast SS | 304 Cast SS |
| Cooking Grates       | 8 mm ●      | 9 mm ▲      | 9 mm ▲      | 12 mm ◆     |
| Knob Lights          | ✘           | ✘           | Back Lit    | Back Lit    |
| Interior Lights      | ✘           | ✘           | Auto        | Auto        |
| Infrared Back Burner | ✘           | ✘           | 10,000 BTU  | 10,000 BTU  |
| Warming Rack         | Removable   | Removable   | Removable   | Retractable |
| Thermometer          | Gauge       | Gauge       | Gauge       | Digital     |
| Rotisserie Kit       | ✘           | ✘           | Optional    | Included    |
| Spring Assisted Hood | ✘           | ✘           | ✓           | ✓           |

●=Round ▲=Triangular ◆=Hexagon

# 32" GAS GRILLS ACCESSORIES



## CART & ISLAND (Requires Grill Head)

| Item #                | Description  | Retail  |
|-----------------------|--|---------|
| BLZ-4-CART-SC         | Cart, 32" LBM/BCM/LTE+ (Double Door)                         | \$749   |
| BLZ-4LTEPRO-CART-LTSC | Cart, 32" LTE Pro (Single Door/Pull-out LP Drawer)           | \$799   |
| BLZ-LTE3-360CART      | Extendable Prep Cart, LBM/BCM/LTE+                           | TBD     |
| BLZ-LTEPRO-360CART    | Extendable Prep Cart, LTE Pro                                | TBD     |
| BLZ-LPH-COVER         | Hole Cover, Cart LP  | \$49    |
| BLZ-SS-ISLAND-RO      | Island, 6' Stainless Steel (Compatible with Blaze 32" Grill) | \$2,899 |



LBM/BCM/LTE+ Cart  
Double door w/locking  
casters and fixed side shelves.



LTE Pro Cart  
Single Door &  
Pull-out LP Drawer



Blaze 6' Stainless Steel Island  
Single Door & Pull-out LP Drawer  
34 7/8"H x 72 1/8"W x 22 1/8"D

## WEATHER COVERS

Cover is made with a water resistant vinyl and has a felt backing that will not scratch the stainless steel exterior of your grill.

| Item #      | Description  | Retail |
|-------------|--|--------|
| 4LTEPROBICV | Weather Cover, LBM/BCM/LTE+/LTEPRO Grill Head                                  | \$79   |
| 4CTCV       | Weather Cover, LBM/BCM/LTE+ Cart and Grill (Not compatible with Prep Cart)     | \$89   |
| 4LTEPROCTCV | Weather Cover, LTE Pro Cart and Grill Head 32" (Not compatible with Prep Cart) | \$89   |
| SSISLCVR    | Weather Cover, Island  | \$159  |

## INSULATED JACKETS (Used when installing the grill into a combustible island structure) Double Lined

| Item #    | Description                             | Cut-Out Dimensions         | Retail |
|-----------|---|----------------------------|--------|
| BLZ-4-IJ  | 32" LBM/BCM/LTE+ Grill Insulated Jacket | 9 3/4"H x 33"W x 21 3/4"D  | \$649  |
| BLZ-4-IJ2 | 32" LTE Pro Grill Insulated Jacket      | 10"H x 33 3/8"W x 21 1/4"D | \$649  |

## ACCESSORIES

| Item #          | Description  | Retail |
|-----------------|--|--------|
| BLZ-IR          | Infrared Searing Burner, 14,000 BTU's (Sear Burner Replaces a Regular Burner)      | \$139  |
| BLZ-SMBX        | Smoker Box (Slides Between Flame Tamer and Grates)                                 | \$49   |
| BLZ-XL-SMBX     | Smoker Box Extra Large (Slides Between Flame Tamer and Grates)                     | \$109  |
| BLZ-14-SSGP-2   | Griddle Plate 14", Stainless Steel   | \$339  |
| BLZ-24-SSGP-2   | Griddle Plate 24", Stainless Steel   | \$419  |
| BLZ-PZST        | Pizza Stone, 14 3/4"   | \$139  |
| BLZ-34-ROTIS-SS | Rotisserie Kit 32" (Includes Motor, Spit Forks, Handle, Mount Collar, and Bracket) | \$239  |
| BLZ-NG-HOSE     | Hose, 1/2" x 10' w/ Quick Disconnect Coupler NG/LP                                 | \$89   |
| BLZ-WG-32       | Wind Guard   | \$379  |
| BLZ-CRM-TMR     | Ceramic Flame Tamer (32" Grill Requires 4)   | \$59   |

# 32" MARINE GRADE GAS GRILLS



**LTE+ MARINE GRADE**

## GRILL HEADS

LP Grills come set up for 20 lb propane tanks. When using bulk propane you must order BLZ-32-050 Low Pressure Regulator.

| Item # - NG     | Item # - LP  | Description                           | Cut-Out Dimensions      | Retail  |
|-----------------|--|---------------------------------------|-------------------------|---------|
| BLZ-4LTE3MG-NG  | BLZ-4LTE3MG-LP   | 32" Marine Grade LTE+ Grill, 4 Burner | 8 ½"H x 30 ⅝"W x 21 ¼"D | \$3,999 |
| BLZ-32-050      | Low Pressure Regulator (used for bulk propane)   |                                       |                         | \$33    |
| BLZ-LP-HOSE/REG | LP Low Pressure Hose and Regulator (used when converting NG grill to LP with 20 LB tank) |                                       |                         | \$33    |

## GRILL FEATURES

- 316L Marine Grade Stainless Steel Construction
- 715 sq.in. Cooking Surface
- 56,000 BTU Main Cooking Surface
- Double Lined Hood
- Heat Zone Separators
- Heavy Duty Stainless Steel Flame Tamers
- Full Size Drip Tray with Flame Guard
- Built In Thermometer
- Warming Rack
- Push N' Turn Flame Thrower Primary Ignition
- Secondary Manual Flash Tube Ignition
- Available NG or LP (Ships w/ opposite gas conversion kit)
- Lifetime Warranty

## 32" MARINE GRADE GRILLS

| FEATURE              | 4LTE+MG      |
|----------------------|--------------|
| Burner Style         | 316L Cast SS |
| Cooking Grates       | 9 mm ▲       |
| Knob Lights          | Back Lit     |
| Interior Lights      | Auto         |
| Infrared Back Burner | 10,000 BTU's |
| Rotisserie Kit       | Optional     |
| Spring Assisted Hood | ✓            |

▲=Triangular

# 32" MARINE GRADE GAS GRILLS



## CART *(Requires Grill Head)*

| Item #           | Description                | Retail  |
|------------------|----------------------------|---------|
| BLZ-4-CART-SC    | Cart, 32"                  | \$749   |
| BLZ-LTE3-360CART | Extendable Prep Cart, LTE+ | TBD     |
| BLZ-LPH-COVER    | Hole Cover, Cart LP        | \$49    |
| BLZ-SS-ISLAND-RO | Island, 6' Stainless Steel | \$2,899 |



Cart  
Double door w/locking casters and fixed side shelves.



Blaze 6' Stainless Steel Island  
34 7/8"H x 72 1/8"W x 22 1/8"D

## WEATHER COVERS

Cover is made with a water resistant vinyl and has a felt backing that will not scratch the stainless steel exterior of your grill.

| Item #      | Description   | Retail |
|-------------|---|--------|
| 4LTEPROBICV | Weather Cover, Grill Head                                     | \$79   |
| 4CTCV       | Weather Cover, Cart and Grill (Not compatible with Prep Cart) | \$89   |
| SSISLCVR    | Weather Cover, Island   | \$159  |

## INSULATED JACKET *(Used when installing the grill into a combustible island structure) Double Lined*

| Item #   | Description                | Cut-Out Dimensions        | Retail |
|----------|----------------------------|---------------------------|--------|
| BLZ-4-IJ | 32" Grill Insulated Jacket | 9 3/4"H x 33"W x 21 3/4"D | \$649  |

## ACCESSORIES

| Item #          | Description  | Retail |
|-----------------|--|--------|
| BLZ-IR          | Infrared Searing Burner, 14,000 BTU's (Sear Burner Replaces a Regular Burner)      | \$139  |
| BLZ-SMBX        | Smoker Box (Slides Between Flame Tamer and Grates)                                 | \$49   |
| BLZ-XL-SMBX     | Smoker Box Extra Large (Slides Between Flame Tamer and Grates)                     | \$109  |
| BLZ-14-SSGP-2   | 14" Griddle Plate, Stainless Steel   | \$339  |
| BLZ-24-SSGP-2   | 24" Griddle Plate, Stainless Steel   | \$419  |
| BLZ-PZST        | Pizza Stone, 14 3/4"   | \$139  |
| BLZ-34-ROTIS-SS | Rotisserie Kit 32" (Includes Motor, Spit Forks, Handle, Mount Collar, and Bracket) | \$239  |
| BLZ-NG-HOSE     | Hose, 1/2" x 10' w/ Quick Disconnect Coupler NG/LP                                 | \$89   |
| BLZ-WG-32       | Wind Guard   | \$379  |
| BLZ-CRM-TMR     | Ceramic Flame Tamer (32" Gill Requires 4)  | \$59   |



Infrared Searing Burner  
BLZ-IR



Smoker Box  
BLZ-SMBX



Pizza Stone  
BLZ-PZST



14" or 24" Griddle Plate  
BLZ-XX-SSGP



Ceramic Flame Tamer  
BLZ-CRM-TMR

# 40" GAS GRILLS



**LTE+ GRILL**



**LTE PRO GRILL**

## GRILL HEADS

LP Grills come set up for 20 lb propane tanks. When using bulk propane you must order BLZ-32-050 Low Pressure Regulator.

| Item # - NG     | Item # - LP  | Description                          | Cut-Out Dimensions            | Retail  |
|-----------------|--|--------------------------------------|-------------------------------|---------|
| BLZ-5LTE3-NG    | BLZ-5LTE3-LP   | 40" LTE+ Grill, 5 Burner             | 8 1/2"H x 38 3/8"W x 21 1/4"D | \$2,999 |
| BLZ-5LTEPRO-NG  | BLZ-5LTEPRO-LP   | 40" LTE Professional Grill, 5 Burner | 9 1/2"H x 38"W x 21 1/4"D     | \$4,099 |
| BLZ-32-050      | Low Pressure Regulator (used for bulk propane)   |                                      |                               | \$33    |
| BLZ-LP-HOSE/REG | LP Low Pressure Hose and Regulator (used when converting NG grill to LP with 20 LB tank) |                                      |                               | \$33    |



Enhanced control panel reads temperature from grill surface and 2 meat probes

Multipurpose, heavy-duty warming rack can now be stored in an upright position

Thicker 12 mm hexagonal grill grates retain more heat for intense searing

## GRILL FEATURES

- 304 SS Construction
- 915 sq. in. Cooking Surface
- 70,000 BTU Main Cooking Surface
- Double Lined Hood
- 40" LTE Pro has increased hood height
- Heat Zone Separators
- Heavy Duty Stainless Steel Flame Tamers
- Full Size Drip Tray
- Push N' Turn Flame Thrower Primary Ignition
- Secondary Manual Flash Tube Ignition
- Available in Built-in and Cart Models
- Available NG or LP (Ships w/ opposite gas conversion kit)
- Lifetime Warranty

## 40" GRILLS

| FEATURE              | 5LTE+        | 5LTEPRO      |
|----------------------|--------------|--------------|
| Burner Style         | 304 Cast SS  | 304 Cast SS  |
| Cooking Grates       | 9 mm ▲       | 12 mm ●      |
| Knob Lights          | Back Lit     | Back Lit     |
| Interior Lights      | Auto         | Auto         |
| Infrared Back Burner | 10,000 BTU's | 10,000 BTU's |
| Warming Rack         | Removable    | Retractable  |
| Thermometer          | Gauge        | Digital      |
| Rotisserie Kit       | Optional     | Included     |
| Spring Assisted Hood | ✓            | ✓            |

▲=Triangular ●=Hexagon

# 40" GAS GRILLS



## CARTS *(Requires Grill Head)*

| Item #                | Description  | Retail |
|-----------------------|--|--------|
| BLZ-5-CART-SC         | Cart, 40" LTE+ (Double Door)                       | \$799  |
| BLZ-5LTEPRO-CART-LTSC | Cart, 40" LTE Pro (Single Door/Pull-out LP Drawer) | \$899  |
| BLZ-LTE3-360CART      | Extendable Prep Cart, LTE+                         | TBD    |
| BLZ-LTEPRO-360CART    | Extendable Prep Cart, LTE Pro                      | TBD    |
| BLZ-LPH-COVER         | Hole Cover, Cart LP                                | \$49   |



LTE+ Cart

LTEPRO Cart

## WEATHER COVERS

Cover is made with a water resistant vinyl and has a felt backing that will not scratch the stainless steel exterior of your grill.

| Item #      | Description  | Retail |
|-------------|--|--------|
| 5BICV       | Weather Cover, LTE+ Grill Head   | \$89   |
| 5CTCV       | Weather Cover, LTE+ Cart and Grill (Not compatible with Prep Cart)         | \$99   |
| 5LTEPROBICV | Weather Cover, LTE Pro Grill Head  | \$99   |
| 5LTEPROCTCV | Weather Cover, LTE Pro Cart and Grill Head (Not compatible with Prep Cart) | \$119  |

## INSULATED JACKETS *(Used when installing the grill into a combustible island structure) Double Lined*

| Item #    | Description                        | Cut-Out Dimensions            | Retail |
|-----------|------------------------------------|-------------------------------|--------|
| BLZ-5-IJ  | 40" LTE+ Grill Insulated Jacket    | 9 3/4"H x 40 3/4"W x 21 3/4"D | \$749  |
| BLZ-5-IJ2 | 40" LTE Pro Grill Insulated Jacket | 9 5/8"H x 40 3/8"W x 21 1/4"D | \$749  |

## ACCESSORIES

| Item #         | Description  | Retail |
|----------------|--|--------|
| BLZ-IR         | Infrared Searing Burner, 14,000 BTU's (Sear Burner Replaces a Regular Burner)      | \$139  |
| BLZ-SMBX       | Smoker Box (Slides Between Flame Tamer and Grates)                                 | \$49   |
| BLZ-XL-SMBX    | Smoker Box Extra Large (Slides Between Flame Tamer and Grates)                     | \$109  |
| BLZ-14-SSGP-2  | 14" Griddle Plate, Stainless Steel   | \$339  |
| BLZ-24-SSGP-2  | 24" Griddle Plate, Stainless Steel   | \$419  |
| BLZ-PZST       | Pizza Stone, 14 3/4"   | \$139  |
| BLZ-5-ROTIS-SS | Rotisserie Kit 40" (Includes Motor, Spit Forks, Handle, Mount Collar, and Bracket) | \$249  |
| BLZ-NG-HOSE    | Hose, 1/2" x 10' w/ Quick Disconnect Coupler NG/LP                                 | \$89   |
| BLZ-WG-40      | Wind Guard   | \$419  |
| BLZ-CRM-TMR    | Ceramic Flame Tamer (40" Grill Requires 5)   | \$59   |



Infrared Searing Burner  
BLZ-IR



Smoker Box  
BLZ-SMBX



Pizza Stone  
BLZ-PZST



14" or 24" Griddle Plate  
BLZ-XX-SSGP



Flame Tamer  
BLZ-CRM-TMR

# PROFESSIONAL LUX GAS GRILLS



**34" LUX GRILL - 3 BURNER**  
BLZ-3PRO



**44" LUX GRILL - 4 BURNER**  
BLZ-4PRO

## GRILL HEADS

LP Grills come set up for 20 lb propane tanks. When using bulk propane you must order BLZ-32-050 Low Pressure Regulator.

| Item # - NG     | Item # - LP  | Description                          | Cut-Out Dimensions       | Retail  |
|-----------------|--|--------------------------------------|--------------------------|---------|
| BLZ-3PRO-NG     | BLZ-3PRO-LP  | 34" Professional Lux Grill, 3 Burner | 10 ½"H x 32 ¼"W x 23 ⅝"D | \$4,299 |
| BLZ-4PRO-NG     | BLZ-4PRO-LP  | 44" Professional Lux Grill, 4 Burner | 10 ½"H x 42 ½"W x 23 ⅝"D | \$5,299 |
| BLZ-32-050      | Low Pressure Regulator (used for bulk propane)   |                                      |                          | \$33    |
| BLZ-LP-HOSE/REG | LP Low Pressure Hose and Regulator (used when converting NG grill to LP with 20 LB tank) |                                      |                          | \$33    |

## GRILL FEATURES

- 304 SS Construction
- Double Lined Hood
- Heat Zone Separators
- Heavy Duty Stainless Steel Flame Tamers
- Full Size Drip Tray
- Built In Thermometer
- Warming Rack
- Rotisserie Kit with Waterproof Motor
- Push N' Turn Flame Thrower Primary Ignition
- Secondary Manual Flash Tube Ignition
- Available in Built-in and Cart Models
- Available NG or LP (Ships w/ opposite gas conversion kit)
- Lifetime Warranty

## PRO GRILLS

| FEATURE                    | 3PRO LUX      | 4PRO LUX      |
|----------------------------|---------------|---------------|
| Burner Style               | 304 Cast SS H | 304 Cast SS H |
| Cooking Grates             | 12 mm         | 12 mm         |
| Cooking Surface            | 816 sq. in.   | 1,050 sq. in. |
| Main Cooking Surface BTU's | 54,000        | 72,000        |
| Knob Lights                | SRL           | SRL           |
| Interior Lights            | Manual        | Manual        |
| Infrared Back Burner       | 10,000 BTU's  | 10,000 BTU's  |
| Rotisserie Kit             | Included      | Included      |
| Spring Assisted Hood       | ✗             | ✗             |

=Hexagon

# PROFESSIONAL LUX GAS GRILLS



## CARTS *(Requires Grill Head)*

| Item #             | Description                                     | Retail  |
|--------------------|---|---------|
| BLZ-3PRO-CART-LTSC | 34" Cart, Professional Lux, Door/2 Drawer Combo | \$1,599 |
| BLZ-4PRO-CART-LTSC | 44" Cart, Professional Lux, Door/2 Drawer Combo | \$1,899 |
| BLZ-LPH-COVER      | Hole Cover, Cart LP                             | \$49    |



**Cart**  
2 Drawers with internal LED Lights, Single Door, Locking Casters and Folding Side Shelves.

## WEATHER COVERS

Cover is made with a water resistant vinyl and has a felt backing that will not scratch the stainless steel exterior of your grill.

| Item #   | Description                       | Retail |
|----------|-----------------------------------|--------|
| 3PROBICV | 34" Weather Cover, Grill Head     | \$89   |
| 4PROBICV | 44" Weather Cover, Grill Head     | \$109  |
| 3PROCTCV | 34" Weather Cover, Cart and Grill | \$119  |
| 4PROCTCV | 44" Weather Cover, Cart and Grill | \$129  |

## INSULATED JACKETS *(Used when installing the grill into a combustible island structure) Double Lined*

| Item #      | Description                | Cut-Out Dimensions         | Retail |
|-------------|----------------------------|----------------------------|--------|
| BLZ-3PRO-IJ | 34" Grill Insulated Jacket | 11"H x 34 3/4"W x 24 3/4"D | \$849  |
| BLZ-4PRO-IJ | 44" Grill Insulated Jacket | 11"H x 44 7/8"W x 24 3/4"D | \$999  |

## ACCESSORIES

| Item #         | Description   | Retail |
|----------------|---|--------|
| BLZ-PRO-IR     | Infrared Searing Burner, 18,000 BTU's (Sear Burner Replaces a Regular Burner) | \$319  |
| BLZ-PRO-SMBX   | Smoker Box (Slides Between Flame Tamer and Grates)                            | \$59   |
| BLZ-XL-PROSMBX | Smoker Box Extra Large (Slides Between Flame Tamer and Grates)                | \$119  |
| BLZ-14-SSGP-2  | 14" Griddle Plate, Stainless Steel  | \$339  |
| BLZ-24-SSGP-2  | 24" Griddle Plate, Stainless Steel  | \$419  |
| BLZ-PRO-PZST-2 | Pizza Stone, 15"  | \$199  |
| BLZ-NG-HOSE    | Hose, 1/2" x 10' w/ Quick Disconnect Coupler NG/LP                            | \$89   |
| BLZ-PROWG-34   | Wind Guard, Blaze 3PRO Lux Grill  | \$429  |
| BLZ-PROWG-44   | Wind Guard, Blaze 4PRO Lux Grill  | \$449  |



Infrared Searing Burner  
BLZ-PRO-IR



Smoker Box  
BLZ-PRO-SMBX



Pizza Stone  
BLZ-PRO-PZST-2



14" or 24" Griddle Plate  
BLZ-XX-SSGP

# 30" GAS GRIDDLE



LTE GRIDDLE

LTE+ GRIDDLE

## GRIDDLE

LP Griddle come set up for 20 lb propane tank. When using bulk propane you must order BLZ-32-050 Low Pressure Regulator.

**Cut-Out Dimensions:** 11 3/4"H x 28 1/4"W x 24 1/4"D

| Item # - NG      | Item # - LP                                    | Description      | Retail  |
|------------------|--|------------------|---------|
| BLZ-GRID-LTE-NG  | BLZ-GRID-LTE-LP                                | 30" LTE Griddle  | \$2,099 |
| BLZ-GRID-LTE3-NG | BLZ-GRID-LTE3-LP                               | 30" LTE+ Griddle | \$2,749 |
| BLZ-32-050       | Low Pressure Regulator (used for bulk propane) |                  | \$33    |

## ACCESSORIES

| Item #               | Description  | Cut-Out Dimensions         | Retail |
|----------------------|--|----------------------------|--------|
| BLZ-GRIDDLE-IJ       | 30" Insulated Jacket, Griddle LTE<br>(Used when installing the griddle into a combustible island structure)  | 12 3/4"H x 30 5/8"W x 25"D | \$849  |
| BLZ-GRIDDLE-IJ2      | 30" Insulated Jacket, Griddle LTE+<br>(Used when installing the griddle into a combustible island structure) | 11 1/4"H x 31"W x 25 1/4"D | \$849  |
| BLZ-GRIDDLE-CT-SC    | Cart, Griddle LTE (Requires Griddle Head) (Double Doors)   |                            | \$749  |
| BLZ-GRIDDLE-CART-SC2 | Cart, Griddle LTE+ (Requires Griddle Head) (Single Door/Pull-out LP Drawer)                                  |                            | \$799  |
| GRDBICV              | Weather Cover, Built-in Griddle LTE  |                            | \$49   |
| GRDCTCV              | Weather Cover, LTE Cart / Griddle Head   |                            | \$89   |
| GRDLTE3BICV          | Weather Cover, Built-In Griddle LTE+   |                            | \$79   |
| GRDLTE3CTCV          | Weather Cover, LTE+ Cart / Griddle Head  |                            | \$89   |

## GRIDDLE FEATURES

- 480 sq. in. Cooking Surface
- Reliable Flame Thrower Ignition
- Full width grease trough  
(directs grease down to the drip tray for easy cleanup)
- Best In Class Lifetime Warranty

## GRIDDLE

| FEATURE       | LTE          | LTE+             |
|---------------|--------------|------------------|
| Griddle Plate | SS           | SS               |
| Burner Style  | SS (U Shape) | SS (U Shape)     |
| BTU's         | 36,000       | 30,000           |
| SS Lid        | Removable    | Attached/Flip-up |
| Knob Lights   | SLR          | Back Lit         |
| Drip Trough   | Fixed        | Removable        |

# 40" GAS GRIDDLE



**LTE PRO GRIDDLE**



**LTE PRO GRIDDLE CART**

## GRIDDLE

LP Griddle come set up for 20 lb propane tank. When using bulk propane you must order BLZ-32-050 Low Pressure Regulator.

| Item # - NG   | Item # - LP                                    | Description         | Cut-Out Dimensions       | Retail  |
|---------------|--|---------------------|--------------------------|---------|
| BLZ-GRID40-NG | BLZ-GRID40-LP                                  | 40" LTE Pro Griddle | 11 ¾"H x 37 ½"W x 24 ¼"D | \$3,499 |
| BLZ-32-050    | Low Pressure Regulator (used for bulk propane) |                     |                          | \$33    |

## ACCESSORIES

| Item #                  | Description   | Cut-Out Dimensions       | Retail |
|-------------------------|---|--------------------------|--------|
| BLZ-GRIDDLE40-IJ        | 40" Insulated Jacket, Griddle<br>(Used when installing the griddle into a combustible island structure) | 11 ¼"H x 40 ⅞"W x 25 ¼"D | \$899  |
| BLZ-GRIDDLE40-CART-LTSC | Cart, Griddle LTE Pro (Requires Griddle Head) (Single Door/Pull-out LP Drawer)                          |                          | \$899  |
| GRD40BICV               | Weather Cover, Built-In Griddle LTE Pro   |                          | \$89   |
| GRD40CTCV               | Weather Cover, LTE Pro Cart / Griddle Head  |                          | \$119  |

## GRIDDLE FEATURES

- 657 sq. in. Cooking Surface
- Reliable Flame Thrower Ignition
- Best In Class Lifetime Warranty
- Drop-in-place drip through simplifies grease management and improves safety
- Integrated leveling screws can adjust the surface according to foods being cooked
- Enhanced control panel reads temperature from 3 zones (3 meat probes)

## GRIDDLE

| FEATURE       | LTE PRO          |
|---------------|------------------|
| Griddle Plate | SS               |
| Burner Style  | SS (U-Shape)     |
| BTU's         | 45,000           |
| SS Lid        | Attached/Flip-up |
| Knob Lights   | Back Lit         |
| Drip Trough   | Removable        |

# CHARCOAL GRILL

Traditional



BLAZE GRILLS



TRADITIONAL CHARCOAL GRILL



CART

## TRADITIONAL CHARCOAL GRILL - STAINLESS STEEL

Cut-Out Dimensions: 8 ½" H x 30 ¾" W x 21 ¼" D

| Item #     | Description                        | Retail  |
|------------|------------------------------------|---------|
| BLZ-4-CHAR | Charcoal Grill 32" Stainless Steel | \$1,749 |

## CART (Requires Grill Head)

| Item #        | Description              | Retail |
|---------------|--------------------------|--------|
| BLZ-4-CART-SC | 32" Cart, Charcoal Grill | \$749  |
| BLZ-LPH-COVER | Hole Cover, Cart         | \$49   |

## ACCESSORIES

| Item #      | Description                       | Retail |
|-------------|-----------------------------------|--------|
| 4LTEPROBICV | 32" Weather Cover, Head Only      | \$79   |
| 4CTCV       | 32" Weather Cover, Cart and Grill | \$89   |
| BLZ-WG-32   | Wind Guard                        | \$379  |
| BLZ-PZST    | Pizza Stone, 14 ¾"                | \$139  |

## TRADITIONAL CHARCOAL FEATURES

- Double Lined Hood
- 550 sq in of Cooking Surface
- 4 Individual 9mm Cooking Grids
- Easy Hook and Hang System
- Adjustable Charcoal Tray
- Built-in Thermometer
- Pull Out Ash Pan
- Adjustable Rear Vent
- Made in the USA

## CHARCOAL GRILL

| FEATURE              | 4-CHAR |
|----------------------|--------|
| Construction         | SS     |
| Cooking Grates       | 9 mm ▲ |
| Knob Lights          | ✘      |
| Interior Lights      | ✘      |
| Rotisserie Kit       | ✘      |
| Spring Assisted Hood | ✘      |

▲=Triangular

# CHARCOAL GRILL

Kamado



**KAMADO GRILL**



Hinged Cooking Surface



**KAMADO GRILL ON CART**

## KAMADO CHARCOAL GRILL - CAST ALUMINUM

| Item #        | Description                        | Retail  |
|---------------|------------------------------------|---------|
| BLZ-20-KAMADO | Kamado, 20" Cast Aluminum Charcoal | \$2,855 |

## CART *(Requires Grill Head)*

| Item #           | Description                      | Retail  |
|------------------|----------------------------------|---------|
| BLZ-KMDO-CART-SC | Cart, Stainless Steel 20" Kamado | \$1,699 |

## ACCESSORIES

| Item #          | Description  | Retail  |
|-----------------|--|---------|
| 20KMBICV        | Weather Cover, Head Only   | \$109   |
| BLZ-KMDO-HAND   | Side Handles (2), Stainless Steel (Cannot be used with Side Shelf)         | \$99    |
| BLZ-KMDO-2ROTIS | Rotisserie, Waterproof   | \$239   |
| BLZ-KMDO-CBD RP | Easy Light Indirect Cooking System with Moisture Enhancing Pan             | \$149   |
| BLZ-KMDO-SLV-LT | Sleeve/Drawer Unit (Cut out dimensions: 33 3/8" H x 31 3/4" W x 29 3/8" D) | \$1,749 |
| BLZ-KMDO-ISSP   | Cooking Plate, 15" - 4 in 1  | \$159   |

## KAMADO FEATURES

- 1 1/4" Thick Cast Aluminum Body
- Cast Molded Exhaust Cap
- 20" Diameter SS Hex Shaped Cooking Surface
- Built-in Thermometer
- Hinged Lid with Lift Assist
- Hinged Cooking Surface
- Innovative tongue and groove lid seal provides excellent heat retention
- Lifetime Warranty

## CHARCOAL GRILL

| FEATURE              | 20-KAMADO     |
|----------------------|---------------|
| Construction         | Cast Aluminum |
| Cooking Grates       | 12 mm         |
| Knob Lights          |               |
| Interior Lights      |               |
| Rotisserie Kit       | Optional      |
| Spring Assisted Hood |               |

=Hexagon

# OUTDOOR OVEN

Gas



Oven with Cart



Oven with Table Top Sleeve



Oven Built-In

## OUTDOOR OVEN

Cut-Out Dimensions: 8 5/16" H x 24 1/2" W x 24 1/4" D

| Item # - NG     | Item # - LP            | Description             | Retail  |
|-----------------|------------------------|-------------------------|---------|
| BLZ-26-PZOVN-NG | BLZ-26-PZOVN-LP        | 26" Outdoor Oven        | \$2,499 |
| BLZ-32-050      | Low Pressure Regulator | (used for bulk propane) | \$33    |

## ACCESSORIES

| Item #             | Description  | Retail |
|--------------------|--|--------|
| BLZ-26-PZOVN-CART2 | Cart, Oven w/ LP Drawer  | \$749  |
| BLZ-26-PZOVN-TBL   | Table Top Sleeve, Oven   | \$549  |
| BLZ-26-PZOVN-IJ    | Insulated Jacket, Oven (Cut-Out Dimensions: 8 3/4" H x 26 3/4" W x 25 1/16" D) | \$549  |
| 26-PZOVN-BICV      | Weather Cover, Built-in  | \$49   |
| 26-PZOVN-CTCV      | Weather Cover, Oven & Cart   | \$79   |
| 26-PZOVN-TBCV      | Weather Cover, Table Top   | \$69   |

## OUTDOOR OVEN FEATURES

- (2) 8,000 BTU burners under ceramic stone
- (1) 8,500 BTU horizontal rear burner
- 270° - 550° Temperature Range
- 304 Stainless Steel inside and out
- Double insulated oven door with Hi-Temp Glass
- 17" Rotating Ceramic Pizza Stone
- Digital oven temp gauge with meat probe
- Interior Lights
- Vertical Rotisserie Kit
- (2) Stainless Steel Cooking Racks
- Available in NG or LP (Ships w/ opposite gas conversion kit)
- Lifetime Warranty



# VENT HOOD



**VENT HOOD**



Vent Hood showing Lights



Vent Control



Light Control

## VENT HOOD

| Item #       | Description   | Retail  |
|--------------|---|---------|
| BLZ-36-VHOOD | 36" Vent Hood, Wall Mounted (For use with 36"W Grill or smaller) (18"H x 36"W x 36"D) | \$1,999 |
| BLZ-42-VHOOD | 42" Vent Hood, Wall Mounted (For use with 42"W Grill or smaller) (18"H x 42"W x 36"D) | \$2,199 |
| BLZ-48-VHOOD | 48" Vent Hood, Wall Mounted (For use with 48"W Grill or smaller) (18"H x 48"W x 36"D) | \$2,749 |

## DUCT COVERS

| Item #               | Description                                       | Retail |
|----------------------|---|--------|
| BLZ-36-VHOOD-DCVR-12 | Duct Cover, 12"-22.5" (For use with BLZ-36-VHOOD) | \$439  |
| BLZ-36-VHOOD-DCVR-22 | Duct Cover, 22"-42.5" (For use with BLZ-36-VHOOD) | \$549  |
| BLZ-42-VHOOD-DCVR-12 | Duct Cover, 12"-22.5" (For use with BLZ-42-VHOOD) | \$489  |
| BLZ-42-VHOOD-DCVR-22 | Duct Cover, 22"-42.5" (For use with BLZ-42-VHOOD) | \$599  |
| BLZ-48-VHOOD-DCVR-12 | Duct Cover, 12"-22.5" (For use with BLZ-48-VHOOD) | \$549  |
| BLZ-48-VHOOD-DCVR-22 | Duct Cover, 22"-42.5" (For use with BLZ-48-VHOOD) | \$649  |

## VENT HOOD FEATURES

- 36" canopy depth which maximizes the capture range of the vent hood
- Two independent and individually controlled 1,000 CFM 4- speed motors
- 2,000 total CFM's
- Higher allowable install height creates a more comfortable work area
- Mounting height is 36" minimum to 40" maximum
- 4 adjustable halogen lights illuminate your cooking surface
- Reversible motors have back venting and overhead venting options
- (2) 8" round vent outlets

## ELECTRICAL REQUIREMENTS

- Comes with a 3 foot cord
- 36" Vent - 110 V outlet / 15 AMP breaker
- 42" Vent - 110 V outlet / 10 AMP breaker
- 48" Vent - 110 V GFI outlet / 10 AMP breaker



# SIDE BURNERS



BLAZE GRILLS

All burners come with opposite gas conversion kit.

LP Burners come set up for 20 lb propane tanks. When using bulk propane you must order BLZ-32-050 Low Pressure Regulator.



**SINGLE SIDE BURNER**  
BLZ-SB1

## SINGLE SIDE BURNER

**\$479**

12,000 BTU's | Brass Burner with SS Burner Cover

Cut-Out Dimensions: 2 13/16" H x 11 1/4" W x 18" D

|                        |                               |                                     |
|------------------------|-------------------------------|-------------------------------------|
| <b>BLZ-SB1-NG</b>      | <b>Single Side Burner, NG</b> |                                     |
| <b>BLZ-SB1-LP</b>      | <b>Single Side Burner, LP</b> |                                     |
| <b>BLZ-SB1-LTE3-NG</b> | <b>Single Side Burner, NG</b> | (For LTE+) - Coming Soon!           |
| <b>BLZ-SB1-LTE3-LP</b> | <b>Single Side Burner, LP</b> | (For LTE+) - Coming Soon!           |
| <b>BLZ-32-050</b>      | <b>Low Pressure Regulator</b> | (used for bulk propane) <b>\$33</b> |



**LTE+ DOUBLE SIDE BURNER**  
BLZ-SB2LTE3

## DOUBLE SIDE BURNER (LTE+)

**\$949**

24,000 BTU's | Brass Burner with SS Side Burner Cover and Knob Lights (Back Lit)

Cut-Out Dimensions: 8 1/2" H x 11" W x 20 3/4" D

Insulated Jacket Cut-Out Dimensions: 9 1/8" H x 13 1/4" W x 22 1/8" D

|                       |   |                                     |
|-----------------------|---|-------------------------------------|
| <b>BLZ-SB2LTE3-NG</b> | <b>Double Side Burner, NG</b>           |                                     |
| <b>BLZ-SB2LTE3-LP</b> | <b>Double Side Burner, LP</b>           |                                     |
| <b>BLZ-32-050</b>     | <b>Low Pressure Regulator</b>           | (used for bulk propane) <b>\$33</b> |
| <b>BLZ-SB2-IJ</b>     | <b>Insulated Jacket</b>                 | <b>\$429</b>                        |
| <b>2SBBICV</b>        | <b>Vinyl Weather Cover, Side Burner</b> | <b>\$49</b>                         |

# POWER BURNERS



All burners come with opposite gas conversion kit.

LP Burners come set up for 20 lb propane tanks. When using bulk propane you must order BLZ-32-050 Low Pressure Regulator.



**LTE+ POWER BURNER**  
BLZ-PBLTE3

## POWER SIDE BURNER (LTE+)

**\$1,499**

60,000 BTU's | SS Burner with SS Burner Cover and Knob Lights (Back Lit)

Cut-Out Dimensions: 8"H x 14"W x 19 1/2"D

Insulated Jacket Cut-Out Dimensions: 8 3/4"H x 16 1/2"W x 20 1/2"D

|                      |   |              |
|----------------------|---|--------------|
| <b>BLZ-PBLTE3-NG</b> | <b>Power Side Burner, NG</b>                          |              |
| <b>BLZ-PBLTE3-LP</b> | <b>Power Side Burner, LP</b>                          |              |
| <b>BLZ-32-050</b>    | <b>Low Pressure Regulator</b> (used for bulk propane) | <b>\$33</b>  |
| <b>BLZ-PB-IJ</b>     | <b>Insulated Jacket</b>                               | <b>\$479</b> |
| <b>PBBICV</b>        | <b>Vinyl Weather Cover, Power Burner</b>              | <b>\$59</b>  |



**LTE PRO POWER BURNER**  
BLZ-PBLTEPRO

## POWER SIDE BURNER (LTE Pro)

**\$1,499**

60,000 BTU's | SS Burner with SS Burner Cover and Knob Lights (Back Lit)

Cut-Out Dimensions:

Insulated Jacket Cut-Out Dimensions:

|                        |   |              |
|------------------------|---|--------------|
| <b>BLZ-PBLTEPRO-NG</b> | <b>Power Side Burner, NG</b>                          |              |
| <b>BLZ-PBLTEPRO-LP</b> | <b>Power Side Burner, LP</b>                          |              |
| <b>BLZ-32-050</b>      | <b>Low Pressure Regulator</b> (used for bulk propane) | <b>\$33</b>  |
| <b>BLZ-PB-IJ</b>       | <b>Insulated Jacket</b>                               | <b>\$479</b> |
| <b>PBBICV</b>          | <b>Vinyl Weather Cover, Power Burner</b>              | <b>\$59</b>  |



**LUX POWER BURNER**  
BLZ-PROPB

## LUX POWER BURNER (LUX)

**\$1,499**

60,000 BTU's | SS Burner with SS Burner Cover and Knob Lights (SRL)

Cut-Out Dimensions: 9 1/4"H x 14"W x 19 1/2"D

Insulated Jacket Cut-Out Dimensions: 9 3/4"H x 16 1/2"W x 20 1/2"D

|                     |   |              |
|---------------------|---|--------------|
| <b>BLZ-PROPB-NG</b> | <b>Power Side Burner, NG</b>                          |              |
| <b>BLZ-PROPB-LP</b> | <b>Power Side Burner, LP</b>                          |              |
| <b>BLZ-32-050</b>   | <b>Low Pressure Regulator</b> (used for bulk propane) | <b>\$33</b>  |
| <b>BLZ-PROB-IJ</b>  | <b>Insulated Jacket</b>                               | <b>\$549</b> |
| <b>PBBICV</b>       | <b>Vinyl Weather Cover, Power Burner</b>              | <b>\$59</b>  |

# DOOR COMPONENTS / BEVERAGE CENTER



BLAZE GRILLS



## DOUBLE DOORS

32" & 40" Include Paper Towel Holder

|                      |            |              |
|----------------------|------------|--------------|
| <b>BLZ-AD25-R-SC</b> | <b>25"</b> | <b>\$429</b> |
| <b>BLZ-AD32-R-SC</b> | <b>32"</b> | <b>\$479</b> |
| <b>BLZ-AD40-R-SC</b> | <b>40"</b> | <b>\$549</b> |

*Cut-Out Dimensions:*  
25" - 18"H x 21 <sup>3</sup>/<sub>8</sub>"W  
32" - 18"H x 28 <sup>3</sup>/<sub>4</sub>"W  
40" - 18"H x 35 <sup>7</sup>/<sub>8</sub>"W



## VERTICAL DOOR

Reversible

|                         |            |              |
|-------------------------|------------|--------------|
| <b>BLZ-SV-1420-R-SC</b> | <b>14"</b> | <b>\$379</b> |
| <b>BLZ-SV-2417-R-SC</b> | <b>17"</b> | <b>\$429</b> |

*Cut-Out Dimensions:*  
20" x 14" - 20 <sup>1</sup>/<sub>8</sub>"H x 14 <sup>1</sup>/<sub>8</sub>"W  
24" x 17" - 24 <sup>3</sup>/<sub>8</sub>"H x 17 <sup>1</sup>/<sub>8</sub>"W



## 32" DOOR/DRAWER COMBO

|                       |            |              |
|-----------------------|------------|--------------|
| <b>BLZ-DDC-R-LTSC</b> | <b>32"</b> | <b>\$899</b> |
|-----------------------|------------|--------------|

*Cut-Out Dimensions:*  
19 <sup>1</sup>/<sub>8</sub>"H x 30 <sup>1</sup>/<sub>4</sub>"W x 20 <sup>1</sup>/<sub>4</sub>"D



## HORIZONTAL DOOR

Reversible

|                         |            |              |
|-------------------------|------------|--------------|
| <b>BLZ-SH-2417-R-SC</b> | <b>25"</b> | <b>\$429</b> |
|-------------------------|------------|--------------|

*Cut-Out Dimensions:*  
17 <sup>1</sup>/<sub>8</sub>"H x 24 <sup>1</sup>/<sub>8</sub>"W



## 39" DOOR/DRAWER COMBO

|                          |            |              |
|--------------------------|------------|--------------|
| <b>BLZ-DDC-39-R-LTSC</b> | <b>39"</b> | <b>\$949</b> |
|--------------------------|------------|--------------|

*Cut-Out Dimensions:*  
19 <sup>1</sup>/<sub>8</sub>"H x 37 <sup>1</sup>/<sub>4</sub>"W x 20 <sup>1</sup>/<sub>8</sub>"D



## DRY STORAGE

Fully enclosed gasket sealed doors.

|                        |            |                |
|------------------------|------------|----------------|
| <b>BLZ-DRY-STG2-SC</b> | <b>32"</b> | <b>\$1,599</b> |
|------------------------|------------|----------------|

*Cut-Out Dimensions:*  
19 <sup>1</sup>/<sub>4</sub>"H x 29 <sup>7</sup>/<sub>8</sub>"W x 21 <sup>3</sup>/<sub>4</sub>"D



## BEVERAGE CENTER

|                      |                |
|----------------------|----------------|
| <b>BLZ-30CKT-SNK</b> | <b>\$1,899</b> |
|----------------------|----------------|

*Cut-Out Dimensions:*  
9" H x 28 <sup>1</sup>/<sub>4</sub>" W x 23" D

## DOOR/DRAWER FEATURES

- Commercial grade 304 Stainless Steel Construction
- Doors are Double Wall Construction
- Stainless Steel Mounting Brackets
- Heavy Duty Handles
- Soft Close Doors
- Soft Close Drawers include internal LED Lighting
- Rounded bevel design adds structural integrity to the door

**Note:**  
Dimensions listed are Cut-Out Dimensions

# DRAWER COMPONENTS



## TRIPLE DRAWER (30" w)

**BLZ-30W-3DRW-LT 30" \$1,499**

*Cut-Out Dimensions:*  
27 3/8"H x 28 1/4"W x 20 1/8"D



## LP/TRASH DRAWER

Includes 42 qt. trash bin. No lights.

**BLZ-TRLP-DRW-H \$649**

*Cut-Out Dimensions:*  
24 1/4"H x 18 3/8"W x 15 1/2"D



## TRIPLE DRAWER (16" w)

**BLZ-DRW3-R-LT 16" \$949**

*Cut-Out Dimensions:*  
27 1/2"H x 15 1/2"W x 20 1/4"D



## TRASH BIN, NARROW

Includes 42 qt. trash bin. No lights.

**BLZ-TRNW-DRW-H \$599**

*Cut-Out Dimensions:*  
24 1/8"H x 11 3/4"W x 18 5/8"D



## DOUBLE DRAWER (16" w)

**BLZ-DRW2-R-LT 16" \$749**

*Cut-Out Dimensions:*  
19 1/2"H x 15 1/2"W x 20 1/4"D



## TRASH BIN, DOUBLE

Includes (2) 42 qt. trash bins. No lights.

**BLZ-TREC-DRW-H \$899**

*Cut-Out Dimensions:*  
24 1/8"H x 18 1/4"W x 23 1/8"D



## ICE DRAWER

**BLZ-ICE-DRW-H 30" \$1,049**

*Cut-Out Dimensions:*  
19 3/4"H x 26 3/8"W x 19 7/8"D



## PAPER TOWEL HOLDER

**BLZ-PTH-R-H \$379**

*Cut-Out Dimensions:*  
8 3/4"H x 14 1/8"W x 8 7/8"D

See Drawer Features on page 20.

**Note:**  
Dimensions listed are Cut-Out Dimensions



## VENT

Stainless Steel, 14" x 6"

**BLZ-ISLAND-VENT \$49**

*Cut-Out Dimensions:*  
5 1/2"H x 13 1/2"W

# 15" & 20" REFRIGERATION



BLZ-SSRF-15

## 15" REFRIGERATOR

|                    |                     |              |
|--------------------|---------------------|--------------|
| <b>BLZ-SSRF-15</b> | <b>Refrigerator</b> | <b>\$899</b> |
| <b>BLZ-TK-15</b>   | <b>Trim Kit</b>     | <b>\$109</b> |

### Cut-Out Dimensions:

|              |                           |
|--------------|---------------------------|
| Refrigerator | 35 ¼" H x 17" W x 25 ¾" D |
| Trim Kit     | 34 ⅝" H x 15 ⅜" W         |

| Description        | BLZ-SSRF-15  |
|--------------------|--------------|
| Storage Capacity   | 3.2 cu. ft.  |
| Outdoor Rated      | Yes          |
| Lock & Key         | Yes          |
| Reversible Door    | Yes          |
| Inside Shelves     | 3 Glass Adj. |
| Interior Light     | Yes          |
| Digital Thermostat | Yes          |



BLZ-SSRF126

## 20" COMPACT REFRIGERATOR

*Must have rear ventilation behind the unit.*

|                       |                               |              |
|-----------------------|-------------------------------|--------------|
| <b>BLZ-SSRF126</b>    | <b>Refrigerator</b>           | <b>\$649</b> |
| <b>BLZ-SSFP-126</b>   | <b>SS Door Sleeve (Right)</b> | <b>\$199</b> |
| <b>BLZ-SSFP-126LH</b> | <b>SS Door Sleeve (Left)</b>  | <b>\$199</b> |
| <b>BLZ-TK-126</b>     | <b>Trim Kit</b>               | <b>\$109</b> |

### Cut-Out Dimensions:

|              |                           |
|--------------|---------------------------|
| Refrigerator | 34 ¾" H x 22 ¾" W x 23" D |
| Trim Kit     | 34 ⅝" H x 22 ⅞" W         |

| Description        | BLZ-SSRF126 |
|--------------------|-------------|
| Storage Capacity   | 4.4 cu. ft. |
| Outdoor Rated      | No          |
| Lock & Key         | Yes         |
| Reversible Door    | Yes         |
| Inside Shelves     | 3 - Wire    |
| Interior Light     | Yes         |
| Digital Thermostat | No          |



BLZ-SSRF-4.3

## 20" REFRIGERATOR

|                       |                     |                |
|-----------------------|---------------------|----------------|
| <b>BLZ-SSRF-4.3</b>   | <b>Refrigerator</b> | <b>\$1,549</b> |
| <b>BLZ-TK-4.3/4.5</b> | <b>Trim Kit</b>     | <b>\$99</b>    |

### Cut-Out Dimensions:

|              |                             |
|--------------|-----------------------------|
| Refrigerator | 33 ¾" H x 21 ¾" W x 24 ½" D |
| Trim Kit     | 33 ¾" H x 21 ¾" W           |

| Description        | BLZ-SSRF-4.3 |
|--------------------|--------------|
| Storage Capacity   | 4.3 cu. ft.  |
| Outdoor Rated      | Yes          |
| Lock & Key         | Yes          |
| Reversible Door    | Yes          |
| Inside Shelves     | Wire         |
| Interior Light     | Yes          |
| Digital Thermostat | Yes          |



BLZ-GDBEV-4.5

## 20" GLASS FRONT BEVERAGE CENTER

|                       |                     |                |
|-----------------------|---------------------|----------------|
| <b>BLZ-GDBEV-4.5</b>  | <b>Refrigerator</b> | <b>\$1,649</b> |
| <b>BLZ-TK-4.3/4.5</b> | <b>Trim Kit</b>     | <b>\$99</b>    |

### Cut-Out Dimensions:

|              |                             |
|--------------|-----------------------------|
| Refrigerator | 33 ¾" H x 21 ¾" W x 24 ½" D |
| Trim Kit     | 33 ¾" H x 21 ¾" W           |

| Description        | BLZ-GDBEV-4.5 |
|--------------------|---------------|
| Storage Capacity   | 4.5 cu. ft.   |
| Outdoor Rated      | Yes           |
| Lock & Key         | Yes           |
| Reversible Door    | Yes           |
| Inside Shelves     | Wire          |
| Interior Light     | Yes           |
| Digital Thermostat | Yes           |

# 24" REFRIGERATION / ICE MAKER



BLZ-SSRF-5.5

## 24" REFRIGERATOR

|                     |                     |                |
|---------------------|---------------------|----------------|
| <b>BLZ-SSRF-5.5</b> | <b>Refrigerator</b> | <b>\$2,199</b> |
| <b>BLZ-TK-5.5</b>   | <b>Trim Kit</b>     | <b>\$129</b>   |

*Cut-Out Dimensions:*

|              |                                |
|--------------|--------------------------------|
| Refrigerator | 34 1/2"H x 24 1/2"W x 24 5/8"D |
| Trim Kit     | 34 1/2"H x 24 1/2"W            |

| Description        | BLZ-SSRF-5.5 |
|--------------------|--------------|
| Storage Capacity   | 5.5 cu. ft.  |
| Outdoor Rated      | Yes          |
| Lock & Key         | Yes          |
| Reversible Door    | Yes          |
| Inside Shelves     | 3 Glass Adj. |
| Interior Light     | Yes          |
| Digital Thermostat | Yes          |



BLZ-GDBEV-5.5

## 24" GLASS FRONT BEVERAGE COOLER

*Beverage Cooler with Glass Door*

|                      |                     |                |
|----------------------|---------------------|----------------|
| <b>BLZ-GDBEV-5.5</b> | <b>Refrigerator</b> | <b>\$2,049</b> |
| <b>BLZ-TK-5.5</b>    | <b>Trim Kit</b>     | <b>\$129</b>   |

*Cut-Out Dimensions:*

|              |                                |
|--------------|--------------------------------|
| Refrigerator | 34 1/2"H x 24 1/2"W x 24 5/8"D |
| Trim Kit     | 34 1/2"H x 24 1/2"W            |

| Description        | BLZ-GDBEV-5.5   |
|--------------------|-----------------|
| Storage Capacity   | 5.5 cu. ft.     |
| Outdoor Rated      | Yes             |
| Lock & Key         | Yes             |
| Reversible Door    | Yes             |
| Inside Shelves     | 3 Glass, 3 Wood |
| Interior Light     | Yes             |
| Digital Thermostat | Yes             |



BLZ-SSRF-DBDR51

## 24" DOUBLE DRAWER REFRIGERATOR

|                        |                     |                |
|------------------------|---------------------|----------------|
| <b>BLZ-SSRF-DBDR51</b> | <b>Refrigerator</b> | <b>\$2,399</b> |
| <b>BLZ-TK-DR5.1</b>    | <b>Trim Kit</b>     | <b>\$109</b>   |

*Cut-Out Dimensions:*

|              |                                |
|--------------|--------------------------------|
| Refrigerator | 34 1/8"H x 24 1/2"W x 24 3/4"D |
| Trim Kit     | 34 1/8"H x 24 1/2"W            |

| Description        | BLZ-SSRF-DBDR51 |
|--------------------|-----------------|
| Storage Capacity   | 5.1 cu. ft.     |
| Outdoor Rated      | Yes             |
| Lock & Key         | No              |
| Reversible Door    | No              |
| Inside Shelves     | No              |
| Interior Light     | Yes             |
| Digital Thermostat | Yes             |

# ICE MAKER



## ICE MAKER

*Door is reversible for right or left hinge. Shown as a left hinge. Ice Maker has 50 lb production and 25 lb storage.*

|                        |                  |                |
|------------------------|------------------|----------------|
| <b>BLZ-ICEMKR-50GR</b> | <b>Ice Maker</b> | <b>\$2,749</b> |
| <b>BLZ-TK-ICEMKR</b>   | <b>Trim Kit</b>  | <b>\$109</b>   |

*Cut-Out Dimensions:*

|           |                                |
|-----------|--------------------------------|
| Ice Maker | 34 1/8"H x 16 3/4"W x 24 1/4"D |
| Trim Kit  | 34 1/8"H x 16 3/4"W            |



# ELECTRIC GRILL



BLAZE GRILLS



Electric Grill  
BLZ-ELEC-21



Electric Grill w/ Pedestal  
BLZ-ELEC-21 & BLZ-ELEC21-BASE



Electric Grill w/ Pedestal  
showing folded sides

## ELECTRIC GRILL

Electric Grills have emerged as the go to outdoor barbeque for many grilling enthusiasts. Think convenience! Easy to light, compact, safer than gas, even cooking, easy clean up. Perfect for that small yard or balcony.

| Item #      | Description    | Retail  |
|-------------|----------------|---------|
| BLZ-ELEC-21 | Electric Grill | \$1,489 |

## ACCESSORIES

| Item #          | Description   | Retail |
|-----------------|---|--------|
| BLZ-ELEC21-BASE | Pedestal and Base with folding Side Shelves                             | \$529  |
| BLZ-ELEC21-HGKT | Built-in Kit (Used when installing grill head into an island structure) | \$69   |
| 21ELECTCV       | Counter Head Cover  | \$54   |
| 21PEDELCV       | Grill Head and Pedestal Cover   | \$64   |

## ELECTRIC FEATURES

- 274 sq in of Cooking Surface
- Full Size Heating Element
- 1500 Watt Electric Element
- Maximum Grill Surface Temperature of 749°F
- 16 GA Stainless Steel Flame Tamers
- Removable Drip Pan
- Available in a Table-Top, Pedestal, and Built-In model
- ETL Certified
- 3 Year Multi-User Warranty
- Lifetime Warranty

## ELECTRIC GRILL

| FEATURE              | ELEC-21 |
|----------------------|---------|
| Body Construction    | SS      |
| Cooking Grates       | 9 mm ▲  |
| Water Resistant      | ✓       |
| Knob Lights          | ✗       |
| Interior Lights      | ✗       |
| Spring Assisted Hood | ✗       |

▲=Triangular



BULL GRILLS



Scan QR Code for current pricing.

# BULL GRILLS & COMPONENTS

GAS | CHARCOAL

REV: 01/23/26

## TABLE OF CONTENTS

### GAS GRILLS

- 24" Grill..... 2
- 30" Grill..... 4
- 38" Grill..... 6
- 46" Grill..... 8

### CHARCOAL GRILL

- Bison ..... 10

### GAS GRIDDLE

- Stockman Griddle ..... 11

### BUILT-IN GRILL COMPONENTS

- Pizza Oven..... 12
- Vent Hood..... 14
- Side Burners..... 15
- Door Components ..... 16
- Drawer Components..... 17
- Island Components..... 18
- Refrigeration ..... 19



### LITERATURE

| Item # | Description                  | Retail |
|--------|------------------------------|--------|
| 24158  | Product Guide                | N/C    |
| 24177  | Pizza Oven Dual Fuel         | N/C    |
| 15555  | Grill Head & ReliaBull Flyer | N/C    |
| 24156  | Bull Quad Fold Brochure      | N/C    |

Visit: <https://go.empiredistributing.net/outdoor-catalog> for current pricing.

# 24" GAS GRILLS



BULL GRILLS



**STEER**  
24" 3 - Burner



Steer Grill w/ Cart

## GRILL FEATURES

- 304, 14 Gauge Stainless Steel Construction
- 45,000 BTU Main Cooking Surface
- 15,000 BTU's per Burner
- Single Piece Dual Lined Hood
- Solid Stainless Steel Cooking Grates
- ReliaBull SS Flame Tamers
- Full Size Drip Tray
- Heavy Duty Thermometer
- Push & Turn Piezo Igniter
- Zinc Control Knobs
- Warming Rack Included
- Available in NG or LP
- Available in Built-in and Cart Models

## SPECIFICATIONS

| FEATURE                 | 24" STEER                 |
|-------------------------|---------------------------|
| Burner Style            | SS Bar                    |
| Cooking Surface         | 556 sq.in.                |
| Dash Board Lights       | ✘                         |
| Twin Interior Lights    | ✘                         |
| Infrared Back Burner    | ✘                         |
| Rotisserie Kit          | ✘                         |
| Infrared Searing Burner | Optional                  |
| Weather Cover           | Optional                  |
| Warranty                | Lifetime Grates & Firebox |

✘=Not Available

## CART FEATURES

- Stainless Steel Construction
- Cart Base comes standard with Double Doors
- Side Shelves feature towel racks and tool hooks
- 4 heavy duty swivel locking casters
- Optional Side Kick Cart Side Burner

# 24" GAS GRILLS



## GRILL HEADS

Cut-Out Dimensions: 25 5/8" W x 9 1/2" H x 21" D

| Item # - NG | Item # - LP | Description                    | Retail  |
|-------------|-------------|--------------------------------|---------|
| 69009       | 69008       | 24" Steer Grill Head, 3 Burner | \$1,609 |

## CARTS (Requires Grill Head)

| Item # | Description  | Retail |
|--------|--|--------|
| 69500  | 24" Steer Cart   | \$739  |
| 60010  | Side Kick Cart Side Burner - LP 12,000 BTU's (Compatible with all Gas Grill Carts) | \$659  |

## WEATHER COVERS

| Item # | Description                             | Retail |
|--------|---|--------|
| 72016  | 24" Steer Weather Cover, Grill Head     | \$99   |
| 72010  | 24" Steer Weather Cover, Cart and Grill | \$159  |

## ACCESSORIES

| Item # | Description  | Retail |
|--------|--|--------|
| 20505  | Infrared Searing Burner, 20,000 BTU's (Fits all Bull Grills)                 | \$459  |
| 97020  | Griddle Plate, Removable (Replaces 2 Grill Grates)                           | \$319  |
| 24267  | Grease Tray Liner - 3 Pack Poly Bag  | \$19   |
| 75000  | Smoker Box, Large Easy Fill (Fits full length between Flame Tamers & Grates) | \$69   |
| 24402  | Wind Guard, 24"  | \$589  |
| 69429  | Finishing Frame, 1/2" Reveal (Cut-Out Dimensions: 25 5/8" W x 9 1/2" H)      | \$129  |



Side Kick Cart Side Burner



Grill Head Weather Cover



Griddle Plate



Grease Tray Liner



1/2" Reveal

# 30" GAS GRILLS



BULL GRILLS



**OUTLAW & LONESTAR**  
30" 4 - Burner



**ANGUS**  
30" 4 - Burner

Elite Grill Series  
Available to  
Elite Dealers  
ONLY



**ANGUS ELITE**  
30" 4 - Burner



## CART FEATURES

- Stainless Steel Construction
- Cart Base comes standard with Double Doors
- Side Shelves feature towel racks and tool hooks
- 4 heavy duty swivel locking casters
- Optional Side Kick Cart Side Burner

## FEATURES

- 304, 14 Gauge Stainless Steel Construction
- 60,000 BTU Main Cooking Surface
- 15,000 BTU's per Burner
- Single Piece Dual Lined Hood
- Solid Stainless Steel Cooking Grates
- ReliaBull SS Flame Tamers
- Full Size Drip Tray
- Heavy Duty Thermometer
- Push & Turn Piezo Igniter
- Zinc Control Knobs
- Warming Rack Included
- Available in NG or LP
- Available in Built-in and Cart Models

## SPECIFICATIONS

| FEATURE                 | 30" OUTLAW                 | 30" LONESTAR | 30" ANGUS                          | 30" ANGUS ELITE   |
|-------------------------|----------------------------|--------------|------------------------------------|-------------------|
| Burner Style            | Porcelain Coated Cast Iron | SS Bar       | Cast SS                            | Cast SS           |
| Cooking Surface         | 810 sq. in.                | 810 sq. in.  | 810 sq.in.                         | 810 sq.in.        |
| Dash Board Lights       | ✗                          | ✗            | ✗                                  | Red               |
| Twin Interior Lights    | ✗                          | ✓            | ✓                                  | ✓                 |
| Infrared Back Burner    | ✗                          | ✗            | 15,000 BTU's                       | 15,000 BTU's      |
| Rotisserie Kit          | Optional                   | Optional     | Included                           | Included          |
| Infrared Searing Burner | Optional                   | Optional     | Optional                           | Included          |
| Weather Cover           | Optional                   | Optional     | Optional                           | Built-in Included |
| Warranty                | Lifetime Grates & Firebox  |              | Lifetime Grates, Firebox, & Burner |                   |

# 30" GAS GRILLS



BULL GRILLS

## GRILL HEADS

Cut-Out Dimensions: 31" W x 9 1/2" H x 21" D

| Item # - NG | Item # - LP | Description                       | Retail  |
|-------------|-------------|-----------------------------------|---------|
| 26039       | 26038       | 30" Outlaw Grill Head, 4 Burner   | \$1,749 |
| 87049       | 87048       | 30" Lonestar Grill Head, 4 Burner | \$2,129 |
| 47629       | 47628       | 30" Angus Grill, 4 Burner         | \$2,839 |
| 42009       | 42008       | 30" Angus Elite Grill, 4 Burner   | \$3,689 |

## CARTS *(Requires Grill Head)*

| Item # | Description  | Retail  |
|--------|--|---------|
| 45551  | 30" Cart   | \$1,219 |
| 60010  | Side Kick Cart Side Burner - LP 12,000 BTU's (Compatible with all Gas Grill Carts) | \$659   |

## WEATHER COVERS

| Item # | Description   | Retail |
|--------|---|--------|
| 45005  | 30" Weather Cover, Grill Head (Included with Angus Elite) | \$99   |
| 72012  | 30" Weather Cover, Cart and Grill                         | \$169  |

## INSULATED JACKETS *(Used when installing the grill into a combustible island structure) Double Lined*

| Item # | Description                | Cut-Out Dimensions        | Retail |
|--------|----------------------------|---------------------------|--------|
| 47017  | 30" Grill Insulated Jacket | 37 7/8" W x 10" H x 22" D | \$649  |

## ACCESSORIES

| Item # | Description  | Retail |
|--------|--|--------|
| 20505  | Infrared Searing Burner, 20,000 BTU's (Included with Angus Elite)                                    | \$459  |
| 97020  | Griddle Plate, Removable (Replaces 2 Grill Grates)   | \$319  |
| 24268  | Grill Grease Tray Liner - 12 pcs per box   | \$49   |
| 46000  | Rotisserie Kit (Includes SS Motor, Spit, Cage & Counter Balance) (Included with Angus & Angus Elite) | \$309  |
| 75000  | Smoker Box, Large Easy Fill (Fits full length between Flame Tamers & Grates)                         | \$69   |
| 24403  | Wind Guard, 30"  | \$599  |
| 49330  | Finishing Frame, 1/2" Reveal (Cut-Out Dimensions: 31" W x 9 1/2" H)                                  | \$129  |



Side Kick Cart Side Burner



Grill Head Weather Cover



Griddle Plate



Grease Tray Liner



1/2" Reveal

# 38" GAS GRILLS



BULL GRILLS



**BRAHMA**  
38" 5 - Burner

Elite Grill Series  
Available to  
Elite Dealers  
ONLY



**BRAHMA ELITE**  
38" 5 - Burner



## CART FEATURES

- Stainless Steel Construction
- Cart Base comes standard with Double Doors
- Side Shelves feature towel racks and tool hooks
- 4 heavy duty swivel locking casters
- Optional Side Kick Cart Side Burner

## FEATURES

- 304, 14 Gauge Stainless Steel Construction
- 75,000 BTU Main Cooking Surface
- 15,000 BTU's per Burner
- Single Piece Dual Lined Hood
- Solid Stainless Steel Cooking Grates
- ReliaBull SS Flame Tamers
- Full Size Drip Tray
- Heavy Duty Thermometer
- Push & Turn Piezo Igniter
- Zinc Control Knobs
- Warming Rack Included
- Available in NG or LP
- Available in Built-in and Cart Models

## SPECIFICATIONS

| FEATURE                 | 38" BRAHMA                         | 38" BRAHMA ELITE  |
|-------------------------|------------------------------------|-------------------|
| Burner Style            | Cast SS                            | Cast SS           |
| Cooking Surface         | 1,026 sq.in.                       | 1,026 sq. in.     |
| Dash Board Lights       | ✘                                  | Red               |
| Twin Interior Lights    | ✓                                  | ✓                 |
| Infrared Back Burner    | 15,000 BTU's                       | 15,000 BTU's      |
| Rotisserie Kit          | Included                           | Included          |
| Infrared Searing Burner | Optional                           | Included          |
| Weather Cover           | Optional                           | Built-in Included |
| Warranty                | Lifetime Grates, Firebox, & Burner |                   |

# 38" GAS GRILLS



## GRILL HEADS

Cut-Out Dimensions: 38 1/2" W x 9 1/2" H x 21" D

| Item # - NG | Item # - LP | Description                      | Retail  |
|-------------|-------------|----------------------------------|---------|
| 57569       | 57568       | 38" Brahma Grill, 5 Burner       | \$3,789 |
| 52009       | 52008       | 38" Brahma Elite Grill, 5 Burner | \$4,799 |

## CART *(Requires Grill Head)*

| Item # | Description  | Retail  |
|--------|--|---------|
| 55510  | 38" Cart   | \$1,299 |
| 60010  | Side Kick Cart Side Burner - LP 12,000 BTU's (Compatible with all Gas Grill Carts) | \$659   |

## WEATHER COVERS

| Item # | Description  | Retail |
|--------|--|--------|
| 56006  | 38" Weather Cover, Grill Head (Included with Brahma Elite) | \$109  |
| 72013  | 38" Weather Cover, Cart and Grill                          | \$179  |

## INSULATED JACKET *(Used when installing the grill into a combustible island structure) Double Lined*

| Item # | Description                       | Cut-Out Dimensions        | Retail |
|--------|-----------------------------------|---------------------------|--------|
| 47018  | 38" Brahma Grill Insulated Jacket | 45 3/8" W x 10" H x 22" D | \$729  |

## ACCESSORIES

| Item # | Description  | Retail |
|--------|--|--------|
| 20505  | Infrared Searing Burner, 20,000 BTU's (Included with Brahma Elite)           | \$459  |
| 97020  | Griddle Plate, Removable (Replaces 2 Grill Grates)                           | \$319  |
| 24269  | Grease Tray Liner (12 pcs per box)   | \$59   |
| 75000  | Smoker Box, Large Easy Fill (Fits full length between Flame Tamers & Grates) | \$69   |
| 24404  | Wind Guard, 38"  | \$619  |
| 58730  | Finishing Frame, 1/2" Reveal (Cut-Out Dimensions: 38 1/2" W x 9 1/2" H)      | \$169  |



Side Kick Cart Side Burner



Grill Head Weather Cover



Griddle Plate



Grease Tray Liner



1/2" Reveal

# 46" GAS GRILL



**DIABLO GRILL HEAD**  
46" 6 - Burner



Diablo Grill w/ Cart

## CART FEATURES

- Stainless Steel Construction
- Cart Base comes standard with (2) Drawers and (2) Single Doors
- Side Shelves feature towel racks and tool hooks
- 4 heavy duty swivel locking casters
- Optional Side Kick Cart Side Burner

## FEATURES

- 304, 14 Gauge Stainless Steel Construction
- 90,000 BTU Main Cooking Surface
- 15,000 BTU's per Burner
- Single Piece Dual Lined Hood
- Solid Stainless Steel Cooking Grates
- ReliaBull SS Flame Tamers
- Full Size Drip Tray
- Heavy Duty Thermometer
- Push & Turn Piezo Igniter
- Zinc Control Knobs
- Warming Rack Included
- Available in NG or LP
- Available in Built-in and Cart Models

## SPECIFICATIONS

| FEATURE                 | 46" DIABLO                         |
|-------------------------|------------------------------------|
| Burner Style            | Cast SS                            |
| Cooking Surface         | 1,242 sq. in.                      |
| Dash Board Lights       | ✘                                  |
| Twin Interior Lights    | ✓                                  |
| Infrared Back Burner    | 15,000 BTU's                       |
| Rotisserie Kit          | Included                           |
| Infrared Searing Burner | Optional                           |
| Weather Cover           | Optional                           |
| Warranty                | Lifetime Grates, Firebox, & Burner |

# 46" GAS GRILL



## GRILL HEADS

Cut-Out Dimensions: 46" W x 9 1/2" H x 21" D

| Item # - NG | Item # - LP | Description                | Retail  |
|-------------|-------------|----------------------------|---------|
| 62649       | 62648       | 46" Diablo Grill, 6 Burner | \$4,729 |

## CART (Requires Grill Head)

| Item # | Description  | Retail  |
|--------|--|---------|
| 28038  | 46" Diablo Cart w/ Adapter   | \$1,668 |
| 60010  | Side Kick Cart Side Burner - LP 12,000 BTU's (Compatible with all Gas Grill Carts) | \$659   |

## WEATHER COVERS

| Item # | Description                              | Retail |
|--------|--|--------|
| 72017  | 46" Diablo Weather Cover, Grill Head     | \$119  |
| 72014  | 46" Diablo Weather Cover, Cart and Grill | \$189  |

## ACCESSORIES

| Item # | Description  | Retail |
|--------|--|--------|
| 20505  | Infrared Searing Burner, 20,000 BTU's  | \$459  |
| 97020  | Griddle Plate, Removable (Replaces 2 Grill Grates)                           | \$319  |
| 75000  | Smoker Box, Large Easy Fill (Fits full length between Flame Tamers & Grates) | \$69   |
| 24405  | Wind Guard, 46"  | \$619  |
| 72009  | Finishing Frame, 1/2" Reveal (Cut-Out Dimensions: 46" W x 9 1/2" H)          | \$199  |



Side Kick Cart Side Burner



Grill Head Weather Cover



Griddle Plate



1/2" Reveal

# BISON CHARCOAL GRILL



The Bison Charcoal Grill cart has been re-engineered for greater performance. The vent system and gasket features allows for greater temperature control with the ability to regulate the oxygen flow into the firebox. Now you can set up the Bull Bison for slow and low BBQ, or crank it up to get that steak house quality sear on your steaks and chops.

BULL GRILLS



## GRILL HEAD

Cut-Out Dimensions: 29 1/2" W x 13 1/4" H x 18 1/2" D

| Item # | Description                   | Retail  |
|--------|-------------------------------|---------|
| 88787  | 30" Bison Charcoal Grill Head | \$1,949 |

## ACCESSORIES

| Item # | Description   | Retail |
|--------|---|--------|
| 88900  | 30" Bison Cart  | \$619  |
| 72018  | 30" Bison Weather Cover, Grill Head                                   | \$99   |
| 88720  | Finish Frame, 1/2" Reveal (Cut-Out Dimensions: 29 1/2" W x 13 1/4" H) | \$139  |



## FEATURES

- 304, 14 Gauge Stainless Steel Construction
- Single Piece Dual Lined Hood
- Heavy Duty Stainless Steel Grates
- Adjustable Charcoal Bed
- High Temp Oven Gasket
- Heavy Duty Thermometer
- Warming Rack 210 sq. in.
- Cooking Surface 810 sq. in.



# STOCKMAN GAS GRIDDLE



Like all of Bull's products, the Bull Commercial Style Griddles are constructed of 304 stainless steel and uses multiple burners to produce powerful BTU's under a chromium plated griddle designed to withstand its intended outdoor application.



**30" GRIDDLE**



BULL GRILLS

## GRIDDLE

**Cut-Out Dimensions:** 31" W x 9 1/2" H x 21" D

| Item # - NG | Item # - LP | Description               | Retail  |
|-------------|-------------|---------------------------|---------|
| 92009       | 92008       | 30" Stockman Griddle Head | \$2,769 |

## INSULATED JACKET

*(Used when installing the grill into a combustible island structure) Double Lined*

| Item # | Description          | Cut-Out Dimensions        | Retail |
|--------|----------------------|---------------------------|--------|
| 47017  | 30" Insulated Jacket | 37 7/8" W x 10" H x 22" D | \$649  |

## ACCESSORIES

| Item # | Description   | Retail  |
|--------|---|---------|
| 45551  | 30" Cart, Griddle   | \$1,219 |
| 72019  | 30" Weather Cover, Griddle Head                                     | \$109   |
| 72020  | 30" Weather Cover, Cart and Griddle                                 | \$109   |
| 24268  | Grease Tray Liner (12 pcs per box)                                  | \$49    |
| 24403  | Wind Guard  | \$599   |
| 49330  | Finishing Frame, 1/2" Reveal (Cut-Out Dimensions: 31" W x 9 1/2" H) | \$129   |

## GRIDDLE FEATURES

- 304, 14 Gauge Stainless Steel Construction
- 556 sq. in. Cooking Surface
- 60,000 BTU Main Cooking Surface
- Single Piece Dual Lined Hood
- Cast Iron Chromium Plated Griddle
- Full Size Drip Tray
- Push & Turn Piezo Igniter
- Zinc Control Knobs
- Available in NG or LP
- Lifetime Warranty on Griddle Top & Firebox

## CART FEATURES

- Stainless Steel Construction
- Cart Base comes standard with Double Doors
- Side Shelves feature towel racks tool hooks
- 4 heavy duty swivel locking casters



# COUNTERTOP OVEN

Dual Fuel



BULL GRILLS



Countertop Oven - Dual Fuel



Countertop Oven Cart

## COUNTERTOP OVEN

Dimensions: 29" W x 30" H x 21" D


| Item # - NG | Item # - LP | Description   | Retail  |
|-------------|-------------|---|---------|
| 69564       | 69550       | Countertop Oven - Dual Fuel<br>Includes: Cover, Pizza Peel/Launcher | \$1,779 |

## ACCESSORIES

| Item # | Description  | Retail |
|--------|--|--------|
| 69577  | Cart, Countertop Oven  | \$519  |
| 66026  | Pizza Tools - Professional Perforated Peel (Handle Length 46") | \$299  |
| 69569  | Peel, Small (Stainless Steel)                                  | \$199  |
| 69570  | Brush, Short Handle  | \$199  |

## FEATURES

- Dual Fuel LP, NG, or Wood
- Removable Bluetooth Digital Thermometer
- Includes Cover and Pizza Peel/Launcher
- Two Food Temperature Probes
- Convenient Ash Clean Out Basket
- Can Reach Temperatures Up to 900°F
- Versatile Temp Control for Baking and Roasting
- Heats Up in Approximately 15 Minutes
- Quick Disconnect Gas Line



66026

**Note:** Oven is designed to use with Gas or Wood separately, not together. Using the gas function in conjunction with wood will void any warranties.

# OVEN

Gas



BULL GRILLS

The Bull Gas Fired Oven offers the same great features of wood-fired ovens but with the added convenience of cooking with gas. These units don't require the ash cleanup that is associated with their wood-fired counterparts.

## OVEN

Dimensions: 38 1/2" W x 50" H x 33 3/4" D


| Item # | Description  | Retail  |
|--------|--------------|---------|
| 77650  | Oven, LP Gas | \$5,898 |

## ACCESSORIES

| Item # | Description  | Retail  |
|--------|--|---------|
| 77651  | Cart, Oven   | \$1,168 |
| 77653  | NG Conversion Kit, Oven  | \$138   |
| 66026  | Pizza Tools - Professional Perforated Peel (Handle Length 46") | \$299   |
| 69569  | Peel, Small (Stainless Steel)                                  | \$199   |
| 69570  | Brush, Short Handle  | \$199   |

## FEATURES

- Proudly made in Italy with European parts for authentic quality
- Fully operational in approximately fifteen minutes of preheating
- Our unique cooking chamber, domed front-to-back and side-to-side, eliminates hot spots and ensures uniform heat distribution.
- Cart features Slide-out handles and caster wheels that allow mobility and precise placement
- Painted exterior surfaces are electro-galvanized before powder coating, providing superb protection against corrosion.
- Maximum temperature rating of 900°F / 482.2°C; the highest on the market. Food Grade Cooking Stones
- 36,000 BTUs



66026



**VENT HOOD**

The vent hood has 304 Grade 16 Gauge stainless steel construction, two powerful internal fan systems, and lights.

## VENT HOODS


| Item # | Description                 | Retail  |
|--------|-----------------------------|---------|
| 66009  | 36" Vent Hood, Wall Mounted | \$5,099 |
| 66098  | 42" Vent Hood, Wall Mounted | \$4,999 |

## VENT DUCT COVERS

| Item # | Description  | Retail  |
|--------|--|---------|
| 66110  | 18" Vent Duct Cover, for Ceilings 9' - 10' (18"W x 15"D)                       | \$918   |
| 66111B | 42" Vent Duct Cover, for Ceilings 9' - 10' (42"W x 15"D) (42" Vent Hood Only)  | \$989   |
| 66112  | 18" Vent Duct Cover, for Ceilings 10' - 12' (18"W x 15"D)                      | \$1,029 |
| 66113  | 42" Vent Duct Cover, for Ceilings 10' - 12' (42"W x 15"D) (42" Vent Hood Only) | \$1,194 |

## FEATURES

- 304 Grade, 16 Gauge Stainless Steel Construction
- Dishwasher Safe, Commercial Grade Stainless Steel Baffle Filters
- Two Internal Exhaust Fans that Generate 1250 CFM
- Dimmable Twin 50-watt Halogen Lights
- Generously proportioned 32" hood depth provides an exceptional capture area
- 10" Round Top Discharge
- Matching Duct Covers are available for Vent Hoods



Vent Hood with Duct Cover

## ELECTRICAL REQUIREMENTS

- 120 Volt Hardwire
- 20 Amp Electrical Supply

# SIDE BURNERS



60008/60009

## SINGLE SIDE BURNER

**\$549**

*Cut-Out Dimensions:* 11 ¼" W x 3 ¼" H x 17 ½" D

- 60008 Burner, LP** (Connects to grill)
- 60009 Burner, NG** (Independent)

**Specifications:**

15,000 BTU's | *Drop-in Installation* | *SS Burner with SS Burner Cover*



60018/60019

## SINGLE SIDE BURNER, PRO

**\$849**

*Cut-Out Dimensions:* 12 ¾" W x 9 ½" H x 12" D

- 60018 Burner, LP** (Connects to grill)
- 60019 Burner, NG** (Independent)

- 93008 Finishing Frame, ½" Reveal** **\$99** *Cut-Out Dimensions:* 12" W x 9 ½" H

**Specifications:**

25,000 BTU's | *Slide-in Installation* | *Brass Burner with SS Burner Cover*



30008/30009

## DOUBLE SIDE BURNER

**\$929**

*Cut-Out Dimensions:* 12 ¾" W x 9 ½" H x 20 ¾" D

- 30008 Burner, LP** (Connects to grill)
- 30009 Burner, NG** (Independent)

- 93008 Finishing Frame, ½" Reveal** **\$99** *Cut-Out Dimensions:* 12" W x 9 ½" H

**Specifications:**

22,000 BTU's | *Slide-in Installation* | *Brass Burner with SS Burner Cover*



440009

## DOUBLE SIDE BURNER, ELITE

**\$1,099**

*Cut-Out Dimensions:* 12 ¾" W x 9 ½" H x 20 ¾" D **Includes:** Knob Lights

- 40009 Burner, NG** (Independent)

- 93008 Finishing Frame, ½" Reveal** **\$99** *Cut-Out Dimensions:* 12" W x 9 ½" H

**Specifications:**

22,000 BTU's | *Slide-in Installation* | *Brass Burner with SS Burner Cover*



96000/96001

## POWER BURNER

**\$1,769**

*Cut-Out Dimensions:* 21" W x 9 ½" H x 21" D

- 96000 Burner, LP** (Connects to 20 lb tank)
- 96001 Burner, NG** (Independent)

- 96151 Finishing Frame, ½" Reveal** **\$129** *Cut-Out Dimensions:* 21" W x 9 ½" H

**Specifications:**

61,000 BTU's | *Slide-in Installation* | *Brass/SS Burner with SS Burner Cover*

# DOOR COMPONENTS



BULL GRILLS



## DOUBLE DOORS

30" & 38" Includes: Paper Towel Holder

**33590** 25", 1/2" Reveal \$559

**33580** 30", 1/2" Reveal \$609

**34020** 38", 1/2" Reveal \$729

*Cut-Out Dimensions:*

25" - 25 1/2" W x 19 3/4" H

30" - 31" W x 19 3/4" H

38" - 38 1/2" W x 19 3/4" H



## HORIZONTAL DOOR

**89990** 1/2" Reveal \$419

*Cut-Out Dimensions:*

23 1/8" W x 15 3/4" H



## DOUBLE DOORS, VENTED

**45580** 30", 1/2" Reveal \$729

*Cut-Out Dimensions:*

31" W x 19 3/4" H



## VERTICAL DOOR

Includes: Paper Towel Holder

**89995** Right, 1/2" Reveal \$479

**98560** Left, 1/2" Reveal \$479

*Cut-Out Dimensions:*

15 7/8" W x 19 3/4" H



## DOOR/2 DRAWER COMBO

Includes: Paper Towel Holder

**25890** 30", 1/2" Reveal \$1,019

**55890** 38", 1/2" Reveal \$1,169

*Cut-Out Dimensions:*

30" - 31" W x 19 3/4" H x 20 3/4" D

38" - 38 5/8" W x 19 3/4" H x 20 3/4" D

Reversible



## VERTICAL DOOR, VENTED

Right Swing

**90000** 1/2" Reveal \$399

*Cut-Out Dimensions:*

23" W x 15 3/4" H



## DOOR/3 DRAWER COMBO

Included Paper Towel Holder

**25900** 30", 1/2" Reveal \$1,169

*Cut-Out Dimensions:*

30" - 31" W x 19 5/8" H x 20 1/2" D

38" - 38 3/4" W x 19 5/8" H x 20 1/2" D

Reversible



## DOOR/PROPANE DRAWER

Pull out 20 lb Propane Tank Access.

Includes Paper Towel Holder

**65790** 1/2" Reveal \$1,019

*Cut-Out Dimensions:*

31 1/8" W x 19 3/4" H x 16 5/16" D

**Note:**

Dimensions listed are Cut-Out Dimensions

# DRAWER COMPONENTS



## SINGLE TRASH, SLIM

Includes 10 Gallon Trash Bin

**56960** 1/2" Reveal **\$779**

*Cut-Out Dimensions:*  
14 5/16" W x 24 5/8" H x 19 5/16" D



## TRIPLE DRAWER (21" W)

**58120** 1/2" Reveal **\$1,009**

*Cut-Out Dimensions:*  
18 1/2" W x 24 5/8" H x 16 1/4" D



## DOUBLE TRASH

Includes (2) 8 Gallon Trash Bins

**56950** 1/2" Reveal **\$1,139**

*Cut-Out Dimensions:*  
18 1/2" W x 24 5/8" H x 23 1/4" D



## DOUBLE DRAWER (15" W)

**56990** 1/2" Reveal **\$779**

*Cut-Out Dimensions:*  
12 7/8" W x 19 3/4" H x 20 15/16" D



## PROPANE TANK

**56830** 1/2" Reveal **\$489**

*Cut-Out Dimensions:*  
14 5/8" W x 19 3/4" H x 16 1/2" D



## WARMING DRAWER

120V Electric Required

**85747** 1/2" Reveal **\$1,349**

*Cut-Out Dimensions:*  
28 5/8" W x 10 1/8" H x 20 15/16" D

**Note:**

*Dimensions listed are Cut-Out Dimensions*



97623

## 30" BAR CENTER

*Includes: Sink w/ faucet, cutting board, removable condiment tray, ice chest w/ removable lid, towel holder, and bottle opener*

**97623 30" Bar Center \$1,869**

*Cut-Out Dimensions:*

Bar Center 29" W x 9 3/4" H x 22 3/4" D

## SINK - DUAL MOUNT

*Includes: Faucet  
Drop-In or Under Counter Mount*

**12516 15" Sink \$489**  
**12515 18" Sink \$539**  
**12530 24" Sink \$559**  
**12535 30" Sink \$599**

*Cut-Out Dimensions:*

15" Top Mount: 14 5/16" W x 14 5/16" D  
 18" Top Mount: 17 23/32" W x 17 23/32" D  
 24" Top Mount: 23 1/4" W x 19 1/8" D  
 30" Top Mount: 29 3/16" W x 21 1/8" D  
 15" Under Mount: 13" W x 11 1/2" D  
 18" Under Mount: 16 1/2" W x 14 1/2" D  
 24" Under Mount: 21 5/8" W x 15 13/16" D  
 30" Under Mount: 27 3/16" W x 17" D



## ISLAND VENT

*Stainless Steel*

**44500 Island Vent \$29**

*Dimensions:  
11 3/8" W x 3 3/4" H*



44500

## BOTTLE OPENER

*Includes: Cap Catcher*

**66006 Bottle Opener \$139**

*Dimensions:  
6" W x 10" H*



66006

## ICE CHEST

*Includes: Condiment Tray*

**00002 Ice Chest \$819**

*Cut-Out Dimensions:*

13 3/4" W x 20 1/2" H x 15 1/2" D



00002

## ICE MAKER

*Outdoor Rated 15"*

**13200 Ice Maker \$6,299**  
**17940 Finish Frame Kit, 1/2" Reveal \$119**  
 (Left & Right Sides Only)

*Cut-Out Dimensions:*

Ice Maker 15 1/2" W x 35" H x 24" D



13200

### Specifications

- Outdoor Rated
- 62 lb. Production Capacity per day
- Gourmet Style Rounded Ice Cubes
- No-Frost Operation Reversible door
- Uses Standard 3/4" OD Water Line
- 100% CFC Free
- UL Approved for Outdoor Use
- ADA Approved
- Rated Power – 115v/60hz

# REFRIGERATION



11520

## REFRIGERATOR

Standard 4.5 cu. ft.

|              |                                    |              |
|--------------|------------------------------------|--------------|
| <b>11520</b> | <b>Refrigerator</b>                | <b>\$699</b> |
| <b>99940</b> | <b>Finish Frame Kit, ½" Reveal</b> | <b>\$159</b> |

Cut-Out Dimensions:

|              |                             |
|--------------|-----------------------------|
| Refrigerator | 20 ¾" W x 33 ¼" H x 20 ¾" D |
| Trim Kit     | 24 ¾" W x 34 ¼" H           |

### Specifications

- Stainless Steel Exterior Door Panel
- 4.5 cu. ft. Capacity
- Space Saving Flush Back Design
- Reversible Door - Left or Right Swing
- Full Range Temperature Control
- Not Outdoor Rated



13700

## REFRIGERATOR

Outdoor Rated 4.9 cu. ft.

|              |                                    |                |
|--------------|------------------------------------|----------------|
| <b>13700</b> | <b>Refrigerator</b>                | <b>\$2,359</b> |
| <b>13910</b> | <b>Finish Frame Kit, ½" Reveal</b> | <b>\$169</b>   |

Cut-Out Dimensions:

|              |                             |
|--------------|-----------------------------|
| Refrigerator | 24 ⅜" W x 33 ¼" H x 24 ¼" D |
| Trim Kit     | 24 ½" W x 34 ¼" H           |

### Specifications

- Stainless Steel Refrigerator
- 4.9 cu. ft. Capacity
- Outdoor Rated
- Internal Digital LED Control Panel
- 3 Shelf Storage System
- Self-closing, Sealed Locked Door
- Reversible Door – Left or Right Swing
- ETL, DOE, and CE Certifications
- Front Venting Internal & External Fans



13100

## REFRIGERATOR

Outdoor Rated 4.9 cu. ft., Glass Door

|              |                                    |                |
|--------------|------------------------------------|----------------|
| <b>13100</b> | <b>Refrigerator</b>                | <b>\$2,359</b> |
| <b>13910</b> | <b>Finish Frame Kit, ½" Reveal</b> | <b>\$169</b>   |

Cut-Out Dimensions:

|              |                             |
|--------------|-----------------------------|
| Refrigerator | 24 ⅞" W x 33 ¼" H x 24 ¼" D |
| Trim Kit     | 24 ½" W x 34 ¼" H           |

### Specifications

- Outdoor Rated
- 4.9 cu. ft. Capacity
- Internal Digital LED Control Panel
- Reversible Door w/ Recessed Handle
- Sealed Locking Door
- 3 Shelf Storage System
- 2 Adjustable Shelves
- ETL, DOE, and CE Certifications
- Front Venting Internal & External Fans



17400

## REFRIGERATOR

Outdoor Rated 5.0 cu. ft., Double Drawer

|              |                     |                |
|--------------|---------------------|----------------|
| <b>17400</b> | <b>Refrigerator</b> | <b>\$2,609</b> |
|--------------|---------------------|----------------|

Cut-Out Dimensions:

|              |                           |
|--------------|---------------------------|
| Refrigerator | 24 ⅞" W x 33" H x 23 ⅞" D |
|--------------|---------------------------|

### Specifications

- 304 Stainless Steel 2 Drawer Refrigerator
- 5.0 cu. ft. Capacity
- Outdoor Rated
- Internal Digital LED Control Panel
- Self-closing, Sealed Drawers
- ETL, DOE, and CE Certifications
- Front Venting Internal & External Fans



17900

## KEGERATOR

Single Tap Outdoor Rated (CO2 Tank Included)

|              |   |                |
|--------------|---|----------------|
| <b>17900</b> | <b>Kegerator</b>  | <b>\$3,849</b> |
| <b>17950</b> | <b>Optional Double Tap</b>                                      | <b>\$1,139</b> |
| <b>17940</b> | <b>Finish Frame Kit, ½" Reveal</b><br>(Left & Right Sides Only) | <b>\$119</b>   |

Cut-Out Dimensions:

|           |                                       |
|-----------|---------------------------------------|
| Kegerator | 24 ½" W x 35" H x 25 ¾" D             |
| Tap       | 15" from the front panel w/ 1 ½" hole |

### Specifications

- Outdoor Rated & NSF Certified
- LED Interior Light
- Includes Single Tap
- 304 Stainless Steel Construction
- Reversible Self Closing Door
- Free Standing or Built In
- Temperature Range of 32° – 50°F
- ETL, CETL, DOE, NSF Rated
- Insulation Sleeve for Built-in

# SUMMIT APPLIANCES

## Outdoor Kitchen Island Components



Features: Stainless Steel Construction, Digital Thermostats, and LED lighting.



191812

### FRIDGE

**\$2,420**

#### 191812

5.0 cu. ft

Glass Front

SS Exterior | SS Interior

Dimensions: 34" H x 23 3/8" W x 23 1/2" D



191821

### FREEZER

**\$2,775**

#### 191821

4.6 cu. ft

Stainless Steel

Dimensions: 34" H x 23 5/8" W x 23 5/8" D



191814

### KEGERATOR

**\$2,920**

#### 191814

Single Dispensary

Stainless Steel

Freestanding or Built-in

Fits 1 Full or 1/4 Keg | Fits (2) 1/6 Kegs

Dimensions: 33 1/2" H x 24" W x 25 7/8" D

BULL GRILLS

# SUMMIT ADA APPLIANCES

## ADA Compliant Components



**Features:** 32" height for use under lower ADA compliant counters, Weatherproof Stainless Steel Construction, Digital Thermostats, and LED lighting.



191831

### FRIDGE

**\$2,485**

**191831**

5.5 cu. ft

SS Exterior

Dimensions: 32 1/4" H x 23 3/4" W x 25" D



191832

### TWO-DRAWER FRIDGE

**\$2,530**

**191832**

4.8 cu. ft

SS Exterior

Unit can be raised to 34.25", with a taller kickplate included

Dimensions: 32" H x 23 3/4" W x 22 3/4" D



191851

### ICE MAKER


**\$2,782**

**191851**

SS Exterior

Produces 7/8" x 7/8" x 7/8" clear ice cubes, Can make up to 50 lbs. of clear ice cubes in a day cycle and store up to 25 lbs. per day.

Dimensions: 32 3/8" H x 14 1/2" W x 23 1/4" D



191841

### KEGERATOR

**\$3,471**

**191841**

Twin Dispensary

SS Exterior

Includes a 5 lb. CO2 tank and regulator, dual tap draft arm, Sankey American tap, connection hardware, and cleaning kit

Twin draft tower allows you to serve from two 1/6 (sixtel) sized kegs

Dimensions: 32 1/4" H x 23 3/4" W x 24 3/4" D





BROILMASTER GRILLS

# BROILMASTER

## GAS GRILL HEADS | CARTS | ISLAND COMPONENTS

REV: 12/08/25



## TABLE OF CONTENTS

**GAS GRILLS**  
 BSB Grill Heads & Carts..... 2  
 BSG Grill Heads & Carts ..... 4

**GAS GRIDDLE**  
 Griddle Head & Cart..... 6

**BUILT-IN GRILL COMPONENTS**  
 Side Burners..... 7  
 Door Components ..... 8  
 Drawer Components..... 9  
 Refrigeration ..... 10

**LITERATURE**

| Item No | Description                      | Retail |
|---------|----------------------------------|--------|
| 010142  | Broilmaster Literature           | N/C    |
| 01031   | Broilmaster Specifications Guide | N/C    |

# B-SERIES GAS GRILLS



**25" BASIC**  
on Cart



**32" BASIC / FULLY LOADED /  
MARINE GRADE**  
on Cart



**40" FULLY LOADED**

## STANDARD FEATURES

- 14,000 BTU's per Burner
- Double Lined Hood
- Stainless Steel Warming Rack
- Heavy-Duty Cooking Grids
- Flare Control Vaporizer
- Heat Zone Dividers
- Flame Thrower Ignition
- Slide Out Drip Tray
- Built-in Thermometer
- Available in Built-in and Cart Models
- Available in NG or LP (Ships with opposite gas conversion kit)

## SPECIFICATIONS

| FEATURE                          | 25" BASIC   | 32" BASIC   | 32" FULLY LOADED | 32" MARINE FULLY LOADED | 40" FULLY LOADED |
|----------------------------------|-------------|-------------|------------------|-------------------------|------------------|
| Construction                     | 304SS       | 304SS       | 304SS            | 316SS                   | 304SS            |
| Number of Burners                | 3           | 4           | 4                | 4                       | 5                |
| Burner Style                     | SS Tube     | SS Tube     | Cast SS          | 316 Cast SS             | Cast SS          |
| Cooking Surface                  | 544 sq. in. | 690 sq. in. | 690 sq. in.      | 690 sq. in.             | 853 sq. in.      |
| Cooking Grates                   | 8 mm        | 8 mm        | 8 mm             | 316 SS - 8 mm           | 8 mm             |
| Knob Lights                      | ✗           | ✗           | ✓                | ✓                       | ✓                |
| Interior Lights                  | ✗           | ✗           | ✓                | ✓                       | ✓                |
| Rotisserie Burner                | ✗           | ✗           | 14,000 BTU       | 14,000 BTU              | 15,000 BTU       |
| Rotisserie Kit <i>(Optional)</i> | ✗           | ✓           | ✓                | ✓                       | ✓                |

# B-SERIES GAS GRILLS



## GRILL HEADS

**Cut-Out Dimensions 25"**: 8 ½"H x 23 ⅝"W x 20 ½"D

**Cut-Out Dimensions 32"**: 8 ½"H x 31"W x 20 ½"D

**Cut-Out Dimensions 40"**: 8 ½"H x 38"W x 20 ½"D

| Item # - NG | Item # - LP | Description  | Retail  |
|-------------|-------------|--|---------|
| BSB253NLN   | BSB253NLP   | 25" Grill Head - Basic, 3 Burner                     | \$1,399 |
| BSB324NLN   | BSB324NLP   | 32" Grill Head - Basic, 4 Burner                     | \$1,599 |
| BSB324N     | BSB324P     | 32" Grill Head - Fully Loaded, 4 Burner              | \$2,199 |
| BSB324MGN   | BSB324MGP   | 32" Grill Head Marine Grade - Fully Loaded, 4 Burner | \$2,599 |
| BSB405N     | BSB405P     | 40" Grill Head - Fully Loaded, 5 Burner              | \$2,649 |

## CART

*(Requires Grill Head)* Cart with Double Doors, 2 Fixed Side Shelves, and locking casters

| Item #  | Description | Retail |
|---------|-------------|--------|
| BSACT25 | Cart, 25"   | \$599  |
| BSACT32 | Cart, 32"   | \$699  |
| BSACT40 | Cart, 40"   | \$799  |

## WEATHER COVERS

*Keep your grill protected from the elements. (Black Only)*

| Item #   | Description                   | Retail |
|----------|-------------------------------|--------|
| BSACV26S | 25" Weather Cover, Grill Head | \$74   |
| BSACV34S | 32" Weather Cover, Grill Head | \$84   |
| BSACV42S | 40" Weather Cover, Grill Head | \$94   |

## INSULATED JACKETS

*(Used when installing the grill into a combustible island structure. Double Lined)*

| Item #  | Description                | Cut-Out Dimensions      | Retail |
|---------|----------------------------|-------------------------|--------|
| BSASL25 | 25" Grill Insulated Jacket | 8 ⅞"H x 26"W x 21 ¼"D   | \$439  |
| BSASL32 | 32" Grill Insulated Jacket | 8 ⅞"H x 33 ¾"W x 21 ¼"D | \$459  |
| BSASL40 | 40" Grill Insulated Jacket | 8 ⅞"H x 41"W x 21 ¼"D   | \$499  |

## ACCESSORIES

| Item #  | Description   | Retail |
|---------|---|--------|
| BSAMR32 | Rotisserie Kit, 32" Grill   | \$169  |
| BSAMR40 | Rotisserie Kit, 40" Grill   | \$179  |
| NG12    | Quick Disconnect Hose Kit, 12 ft.   | \$119  |
| B069756 | LP Low Pressure Hose and Regulator (used when converting NG grill to LP with 20lb tank) | \$27   |

# G-SERIES GAS GRILLS



**26" - 2 BURNER**  
BSG262N



**34" - 3 BURNER**  
BSG343N



**42" - 4 BURNER**  
BSG424N

## GRILL HEAD FEATURES

- 18,000 BTU per Burner
- Double Lined Easy Spring Assist Open Lid
- Retract-A-Rack
- Multi-Level Cooking Grids
- Flare Control Vaporizer
- Heat Zone Dividers
- Flame Thrower Ignition
- Easy Slide Drip Tray



Retract-A-Rack



Multi-Level Cooking Grids



Bow Tie Burner



Flame Tamer

## CART FEATURES

- Includes two soft close doors for easy storage.
- Side shelves provide additional space for food prep, and fold down for convenient storage when not in use.
- Locking Casters



Control Knob Lights



Drip Tray

## SPECIFICATIONS

| FEATURE                   | 26"             | 34"             | 42"             |
|---------------------------|-----------------|-----------------|-----------------|
| Construction              | 304SS           | 304SS           | 304SS           |
| Number of Burners         | 2               | 3               | 4               |
| Burner Style              | Cast SS Bow Tie | Cast SS Bow Tie | Cast SS Bow Tie |
| Cooking Surface           | 540 sq. in.     | 726 sq. in.     | 918 sq. in.     |
| Cooking Grates            | 8 mm            | 8 mm            | 8 mm            |
| Knob Lights               | ✓               | ✓               | ✓               |
| Interior Lights           | ✓               | ✓               | ✓               |
| Rotisserie Burner         | ✗               | 11,000 BTU      | 11,000 BTU      |
| Rotisserie Kit (Optional) | ✓               | ✓               | ✓               |



42" Grill on Cart

BROILMASTER GRILLS

# G-SERIES GAS GRILLS



## GRILL HEADS

*(LP Conversion Kit Included. If using a 20 lb propane tank, Item # B069756 required.)*

| Item #  | Description  | Cut Out Dimensions         | Retail  |
|---------|--|----------------------------|---------|
| BSG262N | 26" Grill, 2 Burner - NG   | 11 3/4"H x 23 1/2"W x 21"D | \$2,249 |
| BSG343N | 34" Grill, 3 Burner - NG   | 11 3/4"H x 31 1/2"W x 21"D | \$2,649 |
| BSG424N | 42" Grill, 4 Burner - NG   | 11 3/4"H x 39 1/2"W x 21"D | \$3,249 |
| B069756 | Hose & Regulator w/ Q.C.C. (female pipe fitting) - for use with 20 lb propane tank |                            | \$27    |

## CARTS

*(Requires Grill Head) 304 Stainless Steel Cart includes 2 soft close doors and fold down side shelves.*

| Item #  | Description | Retail  |
|---------|-------------|---------|
| BSACT26 | Cart, 26"   | \$949   |
| BSACT34 | Cart, 34"   | \$999   |
| BSACT42 | Cart, 42"   | \$1,079 |

## WEATHER COVERS

*Keep your grill protected from the elements. (Black Only)*

| Item #   | Description                            | Retail |
|----------|--|--------|
| BSACV26S | 26" Weather Cover, Grill Head Only     | \$74   |
| BSACV34S | 34" Weather Cover, Grill Head Only     | \$84   |
| BSACV42S | 42" Weather Cover, Grill Head Only     | \$94   |
| BSACV26L | 26" Weather Cover, Grill Head and Cart | \$124  |
| BSACV34L | 34" Weather Cover, Grill Head and Cart | \$135  |
| BSACV42L | 42" Weather Cover, Grill Head and Cart | \$145  |

## INSULATED SLEEVES

*(Used when installing the grill into a combustible island structure. Double Lined)*

| Item #  | Description                | Cut Out Dimensions             | Retail |
|---------|----------------------------|--------------------------------|--------|
| BSASL26 | 26" Grill Insulated Sleeve | 12 3/4"H x 25 3/4"W x 22 3/4"D | \$489  |
| BSASL34 | 34" Grill Insulated Sleeve | 12 3/4"H x 33 3/4"W x 22 3/4"D | \$529  |
| BSASL42 | 42" Grill Insulated Sleeve | 12 3/4"H x 41 3/4"W x 22 3/4"D | \$589  |

## ACCESSORIES

| Item #   | Description  | Retail |
|----------|--|--------|
| BSAVR    | Infrared Sear Burner, 18,000 BTU's (Replaces one Bow Tie Burner) | \$244  |
| BSATY    | Smoker Tray, Drop-In   | \$74   |
| BSAMR26* | Rotisserie Kit 26" Grill   | \$174  |
| BSAMR34  | Rotisserie Kit 34" Grill   | \$174  |
| BSAMR42  | Rotisserie Kit 42" Grill   | \$184  |
| NG12     | Quick Disconnect Hose Kit 12 ft                                  | \$119  |

\*Special Order



Infrared Sear Burner



Smoker Tray



Rotisserie Kit

BROILMASTER GRILLS

# GAS GRIDDLE



**GRIDDLE**

## GRIDDLE HEADS

| Item # - NG | Item # - LP | Description      | Cut-Out Dimensions        | Retail  |
|-------------|-------------|------------------|---------------------------|---------|
| BSB322GN    | BSB322GP    | 32" Griddle Head | 8 1/2"H x 31"W x 20 1/2"D | \$1,849 |

## CARTS *(Requires Griddle Head)*

| Item #  | Description | Retail |
|---------|-------------|--------|
| BSACT32 | Cart, 32"   | \$699  |

## WEATHER COVERS *Keep your griddle protected from the elements. (Black Only)*

| Item #   | Description                              | Retail |
|----------|--|--------|
| BSACV34S | 32" Weather Cover, Griddle Head          | \$84   |
| BSACV34L | 32" Weather Cover, Griddle Head and Cart | \$135  |

## INSULATED SLEEVE *(Used when installing the griddle into a combustible island structure. Double Lined)*

| Item #  | Description                  | Cut-Out Dimensions            | Retail |
|---------|------------------------------|-------------------------------|--------|
| BSASL32 | 32" Griddle Insulated Sleeve | 8 7/8"H x 33 3/4"W x 21 1/4"D | \$459  |

## ACCESSORIES

| Item #  | Description   | Retail |
|---------|---|--------|
| NG12    | Quick Disconnect Hose Kit, 12 ft.   | \$119  |
| B069756 | LP Low Pressure Hose and Regulator (used when converting NG griddle to LP with 20lb tank) | \$27   |

## GRIDDLE FEATURES

- 304 SS Construction
- Two 18,000 BTU SS U-Burner
- 462 sq. in. Heavy Duty Flat Top Cooking Surface
- Stainless Steel Lid
- Flame Thrower Ignition
- Slide Out Drip Tray
- Control Panel Lights
- Available in Built-in and Cart Models
- Available NG or LP (Ships with opposite gas conversion kit)
- Lifetime Warranty



**Cart**  
Double door, fixed side shelves, and casters

BROILMASTER GRILLS

# SIDE BURNERS



**SINGLE SIDE BURNER**  
BSAF12DN



**DOUBLE SIDE BURNER**  
BSABF12N



**POWER SIDE BURNER**  
BSABW16N

## BURNERS

All Side Burners come ready for Natural Gas and include lid and propane conversion kit. (See owner's manual for instructions.) (LP Conversion Kit Included. If using a 20 lb propane tank, Item # B069756 required.)

| Item #   | Description  | Cut-Out-Dimensions         | Retail  |
|----------|--|----------------------------|---------|
| BSAF12DN | Single Side Burner - 12", Drop-in - NG   | 3"H x 11 1/4"W x 18"D      | \$389   |
| BSABF12N | Double Side Burner - 12", Slide-in - NG  | 11 3/4"H x 11 7/8"W x 21"D | \$695   |
| BSABW16N | Power Side Burner - 16", Slide-in - NG   | 11 3/4"H x 15"W x 19"D     | \$1,199 |
| B069756  | Hose & Regulator w/ Q.C.C. (female pipe fitting) - for use with 20 lb propane tank |                            | \$27    |

## INSULATED SLEEVES

(Used when installing the side burner into a combustible island structure. Double Lined)

| Item #  | Description  | Cut-Out Dimensions             | Retail |
|---------|--|--------------------------------|--------|
| BSASL12 | Insulated Sleeve for 12" Double Side Burner (BSABF12N) | 12 7/8"H x 13 3/8"W x 22 1/8"D | \$335  |
| BSASL16 | Insulated Sleeve for 16" Power Side Burner             | 12 7/8"H x 16 3/8"W x 20"D     | \$355  |

## FEATURES

- 304 Stainless Steel Construction
- Designed for Easy Installation
- Full Drip Tray (Models: BSABF12N, BSABW16N)
- Lifetime Parts Warranty (See owner's manual for list of parts)

## SPECIFICATIONS

| FEATURE         | BSAF12DN        | BSABF12N             | BSABW16N             |
|-----------------|-----------------|----------------------|----------------------|
| Total BTU's     | 12,000          | 24,000               | 60,000               |
| Burner Type     | Stainless Steel | Cast Stainless Steel | Cast Stainless Steel |
| Side Burner Lid | Stainless Steel | Stainless Steel      | Stainless Steel      |
| Knob Lights     | ✘               | ✘                    | ✘                    |

# DOOR COMPONENTS



## FEATURES

- Customize your storage with doors and drawers
- Available in multiple sizes and configurations to suit your needs
- Soft close feature prevents hard closures, keeping contents in place and extending the life of the components
- Accessories are made with high-quality 304 stainless steel
- Double lined drawer and door fronts



**BSAD2622D**



**BSAD3422D**



**BSAD4222D**



**BSAD1722**



**BSAD2422**



**BSAW3422SD**



**BSAW4222ST**

## DOOR COMPONENTS

| Item #     | Description                           | Cut-Out Dimensions       | Retail |
|------------|---------------------------------------|--------------------------|--------|
| BSAD2622D  | 26" Double Door                       | 19 ¼"H x 23 ¼"W          | \$429  |
| BSAD3422D  | 34" Double Door                       | 19 ¼"H x 31 ¼"W          | \$469  |
| BSAD4222D  | 42" Double Door                       | 19 ¼"H x 39 ¼"W          | \$489  |
| BSAD1722   | 17"W x 22"H Single Vertical Door      | 19 ¼"H x 14 ¼"W          | \$265  |
| BSAD2422   | 24"W x 22"H Single Vertical Door      | 19 ¼"H x 21 ¼"W          | \$315  |
| BSAW3422SD | 34" Single Door / Double Drawer Combo | 19 ¾"H x 31 ¼"W x 19 ¾"D | \$825  |
| BSAW4222ST | 42" Single Door / Triple Drawer Combo | 19 ¾"H x 39 ¼"W x 19 ¾"D | \$999  |

# DRAWER COMPONENTS



## FEATURES

- Customize your storage with doors and drawers
- Available in multiple sizes and configurations to suit your needs
- Soft close feature prevents hard closures, keeping contents in place and extending the life of the components
- Accessories are made with high-quality 304 stainless steel



**BSAW1826R**



**BSAW1826T**



**BSAW2022**



**BSAW2022D**

## DRAWER COMPONENTS

| Item #    | Description                                 | Cut-Out Dimensions       | Retail |
|-----------|---|--------------------------|--------|
| BSAW1826R | Singe Trash Drawer (Trash bin not included) | 23 ¼"H x 15 ¼"W x 16 ½"D | \$609  |
| BSAW1826T | 18" Triple Drawer                           | 23 ¼"H x 15 ⅞"W x 19 ¾"D | \$899  |
| BSAW2022  | 20" Single Drawer - for Propane Tank        | 19 ¼"H x 17 ¼"W x 16"D   | \$529  |
| BSAW2022D | 20" Double Drawer                           | 19 ¼"H x 17 ⅞"W x 19 ¾"D | \$559  |



BROILMASTER GRILLS

# SUMMIT APPLIANCES



## Outdoor Kitchen Island Components

Features: Stainless Steel Construction, Digital Thermostats, and LED lighting.



191812

### FRIDGE

**\$2,420**

#### **191812**

5.0 cu. ft

Glass Front

SS Exterior | SS Interior

Dimensions: 34" H x 23 3/8" W x 23 1/2" D



191821

### FREEZER

**\$2,775**

#### **191821**

4.6 cu. ft

Stainless Steel

Dimensions: 34" H x 23 3/8" W x 23 3/8" D



191814

### KEGERATOR

**\$2,920**

#### **191814**

Single Dispensary

Stainless Steel

Freestanding or Built-in

Fits 1 Full or 1/4 Keg | Fits (2) 1/6 Kegs

Dimensions: 33 1/2" H x 24" W x 25 3/8" D

# SUMMIT ADA APPLIANCES

## ADA Compliant Components



**Features:** 32" height for use under lower ADA compliant counters, Weatherproof Stainless Steel Construction, Digital Thermostats, and LED lighting.



191831

### FRIDGE

**\$2,485**

#### **191831**

5.5 cu. ft

SS Exterior

Dimensions: 32 1/4" H x 23 3/4" W x 25" D



191832

### TWO-DRAWER FRIDGE

**\$2,530**

#### **191832**

4.8 cu. ft

SS Exterior

Unit can be raised to 34.25", with a taller kickplate included

Dimensions: 32" H x 23 3/8" W x 22 3/4" D



191851

### ICE MAKER

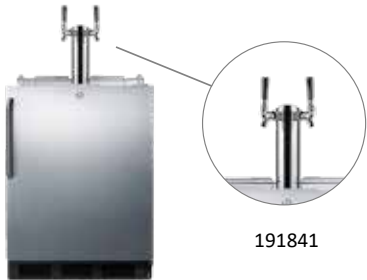
**\$2,782**

#### **191851**

SS Exterior

Produces 7/8" x 7/8" x 7/8" clear ice cubes, Can make up to 50 lbs. of clear ice cubes in a day cycle and store up to 25 lbs. per day.

Dimensions: 32 3/8" H x 14 1/2" W x 23 1/4" D



191841

### KEGERATOR

**\$3,471**

#### **191841**

Twin Dispensary

SS Exterior

Includes a 5 lb. CO2 tank and regulator, dual tap draft arm, Sankey American tap, connection hardware, and cleaning kit

Twin draft tower allows you to serve from two 1/6 (sixtel) sized kegs

Dimensions: 32 1/4" H x 23 3/4" W x 24 3/4" D



# Broil King®



## WHY BROIL KING?

- Family-Owned Company
- Made in America
- Better Margins than competitive Brands
- Power, Performance and Great Barbeque Flavor



Scan QR Code for current pricing.

# BROIL KING GRILLS

## GAS | CHARCOAL | PELLET

REV: 01/23/26

## TABLE OF CONTENTS

### GAS GRILLS

|                                 |    |
|---------------------------------|----|
| Regal & Regal iQue Series ..... | 4  |
| Baron Series .....              | 6  |
| Crown Series .....              | 8  |
| Signet Series .....             | 10 |
| Royal Series .....              | 10 |
| Monarch Series .....            | 11 |
| Gem Series .....                | 12 |
| Porta-Chef .....                | 13 |

### GAS BUILT-INS & ISLANDS

|                                  |    |
|----------------------------------|----|
| Baron Island .....               | 2  |
| Imperial & Regal Built-ins ..... | 18 |

### CABINET SMOKERS

|                      |    |
|----------------------|----|
| Charcoal & Gas ..... | 16 |
|----------------------|----|

### PELLET GRILLS

|                    |    |
|--------------------|----|
| Regal Pellet ..... | 14 |
|--------------------|----|

### CHARCOAL GRILLS

|                      |    |
|----------------------|----|
| Regal Charcoal ..... | 17 |
|----------------------|----|

### KAMADO GRILL

|                              |   |
|------------------------------|---|
| Kamado Charcoal/Pellet ..... | 3 |
|------------------------------|---|



Broil King Interior Cleaning



Broil King Exterior Cleaning



Broil King Cast Iron Care

BROIL KING GRILLS

# BARON ISLAND SERIES



590i Shadow Island



490i Shadow Island

Finally a smarter choice for grilling centers. Broil King's Baron Island series is a match of performance and luxury designed for the professional outdoor chef.

## ISLAND

| Item #   | Description         | Tube Burners | BTU's  | Cooking Surface | Side Burner   | Includes Rotisserie Kit | Retail  |
|----------|---------------------|--------------|--------|-----------------|---------------|-------------------------|---------|
| BK876844 | 70" Baron 590I - LP | 5            | 45,000 | 570 sq. in.     | Infrared Sear | ✓                       | \$3,999 |
| BK876847 | 70" Baron 590I - NG | 5            | 45,000 | 570 sq. in.     | Infrared Sear | ✓                       | \$3,999 |
| BK875844 | 63" Baron 490I - LP | 4            | 40,000 | 460 sq. in.     | Infrared Sear | ✓                       | \$3,499 |
| BK875847 | 63" Baron 490I - NG | 4            | 40,000 | 460 sq. in.     | Infrared Sear | ✓                       | \$3,499 |
| BK875814 | 63" Baron 420I - LP | 4            | 40,000 | 460 sq. in.     | ✗             | ✗                       | \$2,999 |
| BK875817 | 63" Baron 420I - NG | 4            | 40,000 | 460 sq. in.     | ✗             | ✗                       | \$2,999 |

## ACCESSORIES

| Item #  | Description                     | Retail  |
|---------|---------------------------------|---------|
| BK67588 | Head Cover, 500 Series - Select | \$89.99 |
| BK67587 | Head Cover, 400 Series - Select | \$79.99 |

### Baron Island Features & Benefits:

- Stainless Steel 8 mm Cooking Grids
- Dual-Tube Burners
- Stainless Steel Warming Rack
- Flav-R-Wave Cooking System
- Electronic Ignition
- Illuminated Control Knobs
- Galvanized Steel Cabinet Drawers
- Soft Close Doors and Drawers
- Stainless Steel Counter Top
- Pull-out Tank Drawer (LP)
- Pull-out Cabinet with Trash and Recycling Bins
- Includes Cast Iron Griddle



# KAMADO

Charcoal/Pellet

# Broil King®



**Kamado Grill**

Made for performance and dependability. Expand your grilling experience and upgrade to pellet cooking with authentic barbecue flavor. The patented Broil King Kamado is an innovative charcoal grill designed to keep the heat in, creating a very efficient, thermal convection-style oven that delivers superior cooking performance.

## GRILL

| Item #   | Description           | Primary Cooking Surface | Retail  |
|----------|-----------------------|-------------------------|---------|
| BK420150 | Kamado Charcoal Grill | 314 sq. in.             | \$1,499 |

## ACCESSORIES

| Item #   | Description                   | Retail  |
|----------|-------------------------------|---------|
| BK68360  | Cover Premium, Kamado         | \$74.99 |
| BK11180  | Deluxe Griddle                | \$59.99 |
| BK420001 | Pellet Conversion Kit, Kamado | \$699   |

### Features & Benefits:

- (2) 180° Flav-R-Cast Iron Cooking Grates
- Roto-Draft Damper System
- Stainless Steel Warming Rack
- Stainless Steel Charcoal Grid
- Durable Base with Storage Shelf
- Durable Resin Side Shelves
- Locking Casters



Pellet Conversion Kit  
BK420001



BROIL KING GRILLS

# REGAL SERIES

Entertain & Commercial

# Broil King®



Regal S 690 Pro IR



Regal S 590 Pro IR



Regal S 520 Commercial



Regal S 490 Pro IR



Regal S 420 Pro



**iQue**

iQue Regal Q 690 Pro IR



**iQue**

iQue Regal Q 590 Pro IR



**iQue**

iQue Regal Q 490 Pro IR



Regal  
Product Overview



Regal iQue Series  
Webpage



iQue Technology  
Video



BROIL KING GRILLS

# REGAL SERIES



## Entertain & Commercial

A Premium Grill at a great price point. The Regal series of grills feature premium heavy duty Stainless-Steel construction. Offered in Four, Five, or Six Burners there is plenty of cooking space to host any party. Choices for Side Burners and Rotisseries also provide versatility for the offering. (Finish: **SS** = Stainless Steel Cart Doors and Hood)

### GRILL WITH CART

| Item #   | Description                 | Dual Tube Burners | BTU's  | Primary Cooking Surface | Side Burner   | Includes Rotisserie Kit | Retail  |
|----------|-----------------------------|-------------------|--------|-------------------------|---------------|-------------------------|---------|
| BK957944 | Regal S 690 PRO IR - LP     | 6                 | 60,000 | 750 sq. in.             | Infrared Sear | ✓                       | \$2,699 |
| BK957947 | Regal S 690 PRO IR - NG     | 6                 | 60,000 | 750 sq. in.             | Infrared Sear | ✓                       | \$2,759 |
| BK958944 | Regal S 590 PRO IR - LP     | 5                 | 55,000 | 625 sq. in.             | Infrared Sear | ✓                       | \$1,999 |
| BK958947 | Regal S 590 PRO IR - NG     | 5                 | 55,000 | 625 sq. in.             | Infrared Sear | ✓                       | \$2,059 |
| BK886117 | Regal S 520 Commercial - NG | 5                 | 55,000 | 625 sq. in.             | ✗             | ✗                       | \$1,859 |
| BK956944 | Regal S 490 PRO IR - LP     | 4                 | 50,000 | 500 sq. in.             | Infrared Sear | ✓                       | \$1,699 |
| BK956947 | Regal S 490 PRO IR - NG     | 4                 | 50,000 | 500 sq. in.             | Infrared Sear | ✓                       | \$1,759 |
| BK956314 | Regal S 420 PRO - LP        | 4                 | 50,000 | 500 sq. in.             | ✗             | ✗                       | \$1,299 |
| BK956317 | Regal S 420 PRO - NG        | 4                 | 50,000 | 500 sq. in.             | ✗             | ✗                       | \$1,359 |

### iQUE SERIES

| Item #    | Description            | Dual Tube Burners | BTU's  | Primary Cooking Surface | Side Burner   | Includes Rotisserie Kit | Retail  |
|-----------|------------------------|-------------------|--------|-------------------------|---------------|-------------------------|---------|
| BK689244* | Q Regal 690 Pro IR, LP | 6                 | 60,000 | 750 sq. in.             | Infrared Sear | ✓                       | \$3,499 |
| BK689247* | Q Regal 690 Pro IR, NG | 6                 | 60,000 | 750 sq. in.             | Infrared Sear | ✓                       | \$3,499 |
| BK688244* | Q Regal 590 Pro IR, LP | 5                 | 55,000 | 625 sq. in.             | Infrared Sear | ✓                       | \$2,699 |
| BK688247* | Q Regal 590 Pro IR, NG | 5                 | 55,000 | 625 sq. in.             | Infrared Sear | ✓                       | \$2,699 |
| BK687244  | Q Regal 490 Pro IR, LP | 4                 | 50,000 | 500 sq.in.              | Infrared Sear | ✓                       | \$2,399 |
| BK687247* | Q Regal 490 Pro IR, NG | 4                 | 50,000 | 500 sq.in.              | Infrared Sear | ✓                       | \$2,399 |

### ACCESSORIES

| Item #  | Description  | Retail   |
|---------|--|----------|
| BK68490 | Cart Cover, Regal 600 Series - Premium                         | \$114.99 |
| BK68492 | Cart Cover, Regal 500 Series - Premium                         | \$109.99 |
| BK68491 | Cart Cover, Regal 400 Series - Premium                         | \$99.99  |
| BK11239 | Deluxe Griddle (Reversible) (Occupies space of 1 cooking grid) | \$64.99  |

\*Special Order

#### Regal Features & Benefits:

- Dual Tube Burners
- Stainless Steel V-shaped Cooking Grids
- Stainless Steel Warming Rack
- 600 Pro Series Features 2 independent ovens
- Flav-R-Wave Cooking System
- Illuminated Control Knobs
- Slide-out LP Tank Holder
- Stainless-Steel Shelves with Stainless Steel Fascia
- Handle Lights (Excludes iQue Series)
- Enclosed Cabinet Base
- Electronic Ignition

#### iQue Series Additional Features:

- Wi-Fi and Bluetooth Enabled
- Digital Interface and App Compatible
- Infrared Sear Side Burner
- Built-in Oven Lights
- iQue LP Tank Scale

# BARON SERIES

Everyday

# Broil King®



Baron S 590 Pro IR



Baron 590 Pro Shadow



Baron 520 Pro



Baron S 490 Pro IR



Baron 490 Pro Shadow



Baron S 440 Pro IR



Baron 420 Pro



Baron 420 Pro Shadow

BROIL KING GRILLS



Baron  
Product Overview



# BARON SERIES

Everyday

# Broil King®

Options, along with the strongest warranty among the competition, sets the Baron series of grills apart. Offering Three, Four, or Five Burner configurations, side burner, and rotisserie options. There is truly a grill for everyone in this series. (Finish: **Black** = Premium Black Powder Coat Cart and Hood, **SS** = Stainless Steel Cart Doors and Hood)

## GRILL WITH CART


| Item #     | Description         | Pellet Ready | Dual Tube Burners | BTU's  | Primary Cooking Surface | Side Burner   | Includes Rotisserie Kit | Retail  |
|------------|---------------------|--------------|-------------------|--------|-------------------------|---------------|-------------------------|---------|
| BK876944   | S 590 PRO IR - LP   | ✘            | 5                 | 45,000 | 570 sq. in.             | Infrared Sear | ✓                       | \$1,549 |
| BK678347US | S 590 PRO IR - NG   | ✓            | 5                 | 45,000 | 570 sq. in.             | Infrared Sear | ✓                       | \$1,609 |
| BK675144US | 590 PRO Shadow - LP | ✓            | 5                 | 45,000 | 570 sq. in.             | Cast Iron     | ✓                       | \$1,299 |
| BK675147US | 590 PRO Shadow - NG | ✓            | 5                 | 45,000 | 570 sq. in.             | Cast Iron     | ✓                       | \$1,359 |
| BK876214   | 520 PRO - LP        | ✘            | 5                 | 45,000 | 570 sq. in.             | ✘             | ✘                       | \$1,099 |
| BK875944   | S 490 PRO IR - LP   | ✘            | 4                 | 40,000 | 460 sq. in.             | Infrared Sear | ✓                       | \$1,299 |
| BK875947   | S 490 PRO IR - NG   | ✘            | 4                 | 40,000 | 460 sq. in.             | Infrared Sear | ✓                       | \$1,359 |
| BK674144US | 490 PRO Shadow - LP | ✓            | 4                 | 40,000 | 460 sq. in.             | Cast Iron     | ✓                       | \$1,099 |
| BK674147US | 490 PRO Shadow - NG | ✓            | 4                 | 40,000 | 460 sq. in.             | Cast Iron     | ✓                       | \$1,159 |
| BK875924   | S 440 PRO IR - LP   | ✘            | 4                 | 40,000 | 460 sq. in.             | Infrared Sear | ✘                       | \$1,099 |
| BK875927   | S 440 PRO IR - NG   | ✘            | 4                 | 40,000 | 460 sq. in.             | Infrared Sear | ✘                       | \$1,159 |
| BK875214   | 420 PRO - LP        | ✘            | 4                 | 40,000 | 460 sq. in.             | ✘             | ✘                       | \$949   |
| BK674117US | 420 PRO Shadow - NG | ✓            | 4                 | 40,000 | 460 sq. in.             | ✘             | ✘                       | \$959   |

## ACCESSORIES

| Item #   | Description  | Retail  |
|----------|--|---------|
| BK68488  | Cart Cover, Baron 500 Series - Premium (Mesh venting, rubber handles, and blue accent stitching) | \$84.99 |
| BK67488  | Cart Cover, Baron 500 Series - Select (Polyester handles)  | \$84.99 |
| BK68487  | Cart Cover, Baron 400 Series - Premium (Mesh venting, rubber handles, and blue accent stitching) | \$94.99 |
| BK11242  | Deluxe Griddle (Reversible) (Occupies space of 1 cooking grid)                                   | \$59.99 |
| BK675001 | Pellet Conversion Kit, Baron 500 Series (22 lb Capacity Pellet Hopper, iQue Technology Control)  | \$699   |
| BK674001 | Pellet Conversion Kit, Baron 400 Series (22 lb Capacity Pellet Hopper, iQue Technology Control)  | \$699   |

### Features & Benefits:

- Therma-Cast Aluminum Oven
- Dual Tube Burners
- Stainless Steel 8 mm Rod Cooking Grids
- Stainless Steel Warming Rack
- Flav-R-Wave Cooking System
- Illuminated Control Knobs
- Drop-down Side Shelves
- Enclosed Cabinet Base
- Electronic Ignition
- Pellet Ready



Deluxe Griddle (Reversible)  
BK11242



Pellet Conversion Kit  
BK675001/BK674001

BROIL KING GRILLS

# CROWN SERIES

Versatility

# Broil King®



Crown 520



Crown 520 Shadow



Crown S 490



Crown S 440



Crown 420



Crown 420 Shadow



Crown 410 Shadow



Crown 310 Shadow

BROIL KING GRILLS

# CROWN SERIES



## Versatility

The Crown series boasts the “Built for Flavor” story while featuring all Stainless-Steel construction. This construction puts the Crown series on another level when compare to the competition at the price points Broil King offers. (Finish: **Black** = Premium Black Powder Coat Cart and Hood, **SS** = Stainless Steel Cart Doors and Hood)

## GRILL WITH CART

| Item #     | Description         | Dual Tube Burners | BTU's  | Primary Cooking Surface | Cast Iron Side Burner | Includes Rotisserie Kit | Retail  |
|------------|---------------------|-------------------|--------|-------------------------|-----------------------|-------------------------|---------|
| BK866254   | 520 - LP            | 5                 | 45,000 | 570 sq. in.             | ✘                     | ✘                       | \$899   |
| BK866157US | 520 Shadow - NG     | 5                 | 45,000 | 570 sq. in.             | ✘                     | ✘                       | \$1,059 |
| BK865384US | S 490 - LP          | 4                 | 40,000 | 460 sq. in.             | ✓                     | ✓                       | \$899   |
| BK865387US | S 490 - NG          | 4                 | 40,000 | 460 sq. in.             | ✓                     | ✓                       | \$959   |
| BK865364US | S 440 - LP          | 4                 | 40,000 | 460 sq. in.             | ✓                     | ✘                       | \$799   |
| BK865367US | S 440 - NG          | 4                 | 40,000 | 460 sq. in.             | ✓                     | ✘                       | \$859   |
| BK865254   | 420 - LP            | 4                 | 40,000 | 460 sq. in.             | ✘                     | ✘                       | \$749   |
| BK865157US | 420 Shadow - NG     | 4                 | 40,000 | 460 sq. in.             | ✘                     | ✘                       | \$759   |
| BK865054   | 410 Ped Shadow - LP | 4                 | 40,000 | 460 sq. in.             | ✘                     | ✘                       | \$649   |
| BK864054   | 310 Ped Shadow - LP | 3                 | 30,000 | 350 sq. in.             | ✘                     | ✘                       | \$599   |
| BK864957US | 310 Ped Shadow - NG | 3                 | 30,000 | 350 sq. in.             | ✘                     | ✘                       | \$659   |

## ACCESSORIES

| Item #  | Description  | Retail  |
|---------|--|---------|
| BK67488 | Cart Cover, Crown 500 Series - Select (Polyester handles)  | \$84.99 |
| BK68487 | Cart Cover, Crown 400 Series - Premium (Mesh venting, rubber handles, and blue accent stitching) | \$94.99 |
| BK67470 | Cart Cover, Crown 300 Series - Select (Polyester handles)  | \$64.99 |
| BK11242 | Deluxe Griddle (Reversible) (Occupies space of 1 cooking grid)                                   | \$59.99 |

### Features & Benefits:


- Therma-Cast Aluminum Oven
- Dual Tube Burners
- Cooking Grids have 3 positions
- Flav-R-Cast iron Cooking Grids
- Porcelain Coated Warming Rack
- Flav-R-Wave Cooking System
- Drop-down Side Shelves
- Enclosed Cabinet Base
- Electronic Ignition



Select Cover



Premium Cover



Deluxe Griddle (Reversible)  
BK11242



Crown  
Product Overview

# SIGNET & ROYAL SERIES

Classic



Signet 320



Royal 320 Shadow

Longevity or Classic are the words used to describe the Signet and Royal series. These are Broil King's most popular grills for grill enthusiast around the world.

## GRILL WITH CART

| Item #   | Description            | Dual Tube Burners | BTU's  | Primary Cooking Surface | Cast Iron Side Burner | Includes Rotisserie Kit | Retail |
|----------|------------------------|-------------------|--------|-------------------------|-----------------------|-------------------------|--------|
| BK844154 | Signet 320 Shadow - LP | 3                 | 40,000 | 400 sq. in.             | ✗                     | ✗                       | \$599  |
| BK946857 | Signet 320 - NG        | 3                 | 40,000 | 400 sq. in.             | ✗                     | ✗                       | \$759  |
| BK824154 | Royal 320 Shadow - LP  | 3                 | 30,000 | 350 sq. in.             | ✗                     | ✗                       | \$499  |
| BK824157 | Royal 320 Shadow - NG  | 3                 | 30,000 | 350 sq. in.             | ✗                     | ✗                       | \$559  |

## ACCESSORIES

| Item #  | Description   | Retail  |
|---------|---|---------|
| BK68487 | Cart Cover, Signet 300 Series - Premium (Mesh venting, rubber handles, and blue accent stitching) | \$94.99 |
| BK67470 | Cart Cover, Royal 300 Series - Select (Polyester handles)   | \$64.99 |
| BK11221 | Deluxe Griddle, Signet Series (Reversible)  | \$54.99 |
| BK11223 | Deluxe Griddle, Royal Series (Reversible)   | \$49.99 |

### Features & Benefits:


- Therma-Cast Aluminum Oven
- Dual Tube Burners
- Heavy-duty Cast Iron Cooking Grids
- Chrome Warming Rack
- Flav-R-Wave Cooking System
- Drop-down Side Shelves
- Enclosed Cabinet Base
- Electronic Ignition



Deluxe Griddle (Reversible)  
BK11221



Signet  
Product Overview



Royal  
Product Overview



BROIL KING GRILLS

# MONARCH SERIES

Versatility

# Broil King®



Monarch 390



Monarch 340



Monarch 320

Compact versatility is what the Monarch series is all about. This unit is your classic gas grill that is “Built for Flavor”. The Monarch offers a 320 Standard Model, a 340 that includes a side burner, and a 390 that includes a side burner along with a rotisserie. (Finish: SS/Black = Premium Black Powder Coat Cart with Stainless Steel Hood)

## GRILL WITH CART

| Item #   | Description      | Dual Tube Burners | BTU's  | Primary Cooking Surface | Cast Iron Side Burner | Includes Rotisserie Kit | Retail |
|----------|------------------|-------------------|--------|-------------------------|-----------------------|-------------------------|--------|
| BK834284 | Monarch 390 - LP | 3                 | 30,000 | 330 sq. in.             | ✓                     | ✓                       | \$679  |
| BK834267 | Monarch 340 - NG | 3                 | 30,000 | 330 sq. in.             | ✓                     | ✗                       | \$619  |
| BK834254 | Monarch 320 - LP | 3                 | 30,000 | 330 sq. in.             | ✗                     | ✗                       | \$599  |

## ACCESSORIES

| Item #  | Description   | Retail  |
|---------|---|---------|
| BK67470 | Cart Cover, All Monarch Grills - Select Cover (Polyester handles) | \$64.99 |
| BK11223 | Deluxe Griddle (Reversible)                                       | \$49.99 |

### Features & Benefits:

- Therma-Cast Aluminum Oven
- Dual Tube Burners
- Heavy-duty Cast Iron Cooking Grids
- Porcelain Coated Warming Rack
- Flav-R-Wave Cooking System
- Drop-down Side Shelves
- Enclosed Cabinet Base
- Electronic Ignition



Deluxe Griddle (Reversible)  
BK11223



Monarch  
Product Overview



# GEM SERIES

Compact

# Broil King®



Gem

The Gem is priced as an entry level grill while still offering the same “Built for Flavor” story that the entire Broil King Line is known for. Proudly built in North America and built to the highest quality you will find at this price point. The GEM is compact and great for small spaces or those weekend getaway places. (Finish: Black = Poly Carbon Black Cart with Stainless Steel Hood)

## GRILL WITH CART

| Item #   | Description | Tube Burners | BTU's  | Primary Cooking Surface | Retail |
|----------|-------------|--------------|--------|-------------------------|--------|
| BK814154 | Gem - LP    | 3            | 24,000 | 300 sq. in.             | \$429  |


## ACCESSORIES

| Item #   | Description                           | Retail  |
|----------|---------------------------------------|---------|
| BK67420  | Cart Cover, Gem Series - Shelves Down | \$42.99 |
| BK67470  | Cart Cover, Gem Series - Shelves Up   | \$64.99 |
| BK11237* | Deluxe Griddle (Reversible)           | \$44.99 |

\*Special Order

### Features & Benefits:

- Therma-Cast Aluminum Oven
- 3 Stainless Steel Tube Burners
- Porcelain Coated Cast Iron Cooking Grids
- Chrome Coated Warming Rack
- Flav-R-Wave Cooking System
- Drop-down Side Shelves
- Enclosed Cabinet Base
- Electronic Ignition



Deluxe Griddle  
BK11237



Gem  
Product Overview



# PORTA-CHEF SERIES



Portable



Porta-Chef 320



Porta-Chef 120



Porta-Chef 320 Cart

Cooking on-the-go has never been more convenient than with the newly designed Porta-Chef® series. These grills offer an exceptional amount of grilling space compared to other portable grills, allowing you to cook delicious meals for the whole family or a feast for friends before the big game. The sturdy legs quickly snap into place providing a stable stand-alone grill. (Finish: **SS** = Stainless Steel Hood Insert with Black Legs and Folding Shelves, **Alum/Black** = Aluminum Hood with Black Legs and Shelves)

## GRILL

| Item #   | Description                        | Tube Burners | BTU's  | Cooking Surface | Finish     | Retail |
|----------|------------------------------------|--------------|--------|-----------------|------------|--------|
| BK952654 | Porta-Chef 320 - LP (Folding legs) | 3            | 21,000 | 300 sq. in.     | SS         | \$399  |
| BK950654 | Porta-Chef 120 - LP (Folding legs) | 1            | 14,000 | 220 sq. in.     | Alum/Black | \$299  |

## CART (for use with 320 Model)

| Item #    | Description         | Retail |
|-----------|---------------------|--------|
| BK902500* | Porta-Chef 320 Cart | \$99   |

## ACCESSORIES

| Item #   | Description                          | Retail  |
|----------|--------------------------------------|---------|
| BK67420  | Cover, Porta-Chef                    | \$42.99 |
| BK11237* | Deluxe Griddle (Porta-Chef 320 only) | \$44.99 |
| BK64001* | Tool Set, Porta-Chef                 | \$69.99 |

\*Special Order

### Features & Benefits:

- Therma-Cast Aluminum Oven
- 3 Stainless Steel Tube Burners
- Porcelain Coated Cast Iron Cooking Grids
- Chrome Coated Warming Rack
- Flav-R-Wave Cooking System
- Drop-down Side Shelves
- Detachable Snap-in Legs
- Electronic Ignition



Porta Chef 120 Product Overview



Porta Chef 320 Product Overview

# REGAL PELLET SERIES

Pellet Grills

# Broil King®



Regal Pellet 500 PRO



Regal Pellet 500



Regal Pellet 400

## Features & Benefits:

### REGAL

- 14 Gauge Steel Construction
- Stainless Steel 9 mm Cooking Rods (500 Pro)
- Heavy-duty Cast Iron Cooking Grids (400 & 500)
- Wi-fi and Bluetooth Enabled
- Digital Interface and App Compatible
- 2 Electronic Meat Probes
- 22 lb Capacity Pellet Hopper
- Powerful Auger & Roto-Draft Damper
- Folding Front Shelf & Locking Casters (500 Pro)
- Wheeled Base with Leg Leveling Feet (400 & 500)
- Stainless Steel Rotisserie Kit
- Removable Drip Tray



Regal Pellet  
Product Overview



Regal Pellet Pro  
Product Overview

# REGAL PELLET SERIES



## Pellet Grills

The Pellet Smoker Series was designed to make smoking easy. A simple touch of the dial lets you smoke, sear or roast. Use the preset temperatures and let the grill take the hard work out of cooking or use the digital control display to maintain the temperature, from low and slow up to a searing 600°F. Constructed from heavy-gauge steel, these durable performance grills are built to last. (Finish: Steel with Black finish)

**iQue Features:** iQue Technology Control, WiFi and Bluetooth Enabled, and Digital Interface

## GRILL

| Item #   | Description                                 | Hopper Size | Primary Cooking Surface | Includes Rotisserie Kit | Retail  |
|----------|---|-------------|-------------------------|-------------------------|---------|
| BK496911 | Regal Pellet 500 PRO w/Infrared Fuel Sensor | 22 lbs      | 625 sq. in.             | ✓                       | \$1,699 |
| BK496051 | Regal Pellet 500 Smoker/Grill               | 22 lbs      | 625 sq. in.             | ✓                       | \$1,399 |
| BK495051 | Regal Pellet 400 Smoker/Grill               | 22 lbs      | 500 sq. in.             | ✓                       | \$1,199 |

## ACCESSORIES

| Item #  | Description   | Retail  |
|---------|---|---------|
| BK60684 | Front Shelf Kit, 400 Series (Shelf folds for storage & and features tool hooks) | \$64.99 |
| BK60685 | Front Shelf Kit, 500 Series (Shelf folds for storage & and features tool hooks) | \$69.99 |
| BK67065 | Cover Regal Pellet 400 PVC / Polyester Fabric                                   | \$74.99 |
| BK11239 | Deluxe Griddle - Regal Series   | \$64.99 |
| BK60007 | Side Shelf Mat, Regal Pellet, Magnetic  | \$29.99 |

## PELLETS & PELLET STORAGE

| Item #  | Description   | Retail  |
|---------|---|---------|
| BK66900 | Pellet Storage Bin (20 lb capacity)                     | \$22.99 |
| BK63946 | Pellet / Charcoal Scoop                                 | \$17.99 |
| BK63920 | Hickory, 20 lb Bag                                      | \$17.99 |
| BK63930 | Smoke Masters Blend, 20 lb Bag (Maple, Hickory, Cherry) | \$17.99 |
| BK63939 | Griller's Select Blend, 20 lb Bag (Maple, Oak, Cherry)  | \$17.99 |
| BK63923 | Apple Blend, 20 lb Bag                                  | \$17.99 |
| BK63921 | Mesquite Blend, 20 lb Bag                               | \$17.99 |



Pellet Storage Bin  
BK66900



Pellet/Charcoal Scoop  
BK63946



Hickory  
BK63920



Smoke Masters  
BK63930



Griller's Select  
BK63939



Apple Blend  
BK63923



Mesquite  
BK63921



BROIL KING GRILLS

# CABINET SMOKERS SERIES



Charcoal & Gas



Vertical Smoker,  
Gas



Vertical Smoker,  
Charcoal

Cabinet Smokers are designed for the weekend griller who loves great smoky flavor. A double-walled body and doors provide superior heat control and durability while cast-aluminum Roto-Draft™ dampers regulate the temperature. (Finish: Double-walled Steel construction, Premium Epoxy High Heat Paint)

## GRILL

| Item #    | Description              | Fuel        | BTU's  | Cooking Surface | Retail |
|-----------|--------------------------|-------------|--------|-----------------|--------|
| BK923614  | Vertical Gas Smoker, LP  | Propane     | 14,000 | 770 sq. in.     | \$549  |
| BK923617* | Vertical Gas Smoker, NG  | Natural Gas | 14,000 | 770 sq. in.     | \$599  |
| BK923610  | Vertical Charcoal Smoker | Charcoal    | N/A    | 770 sq. in.     | \$499  |

\*Special Order

### Features & Benefits:

- 4 Cubic feet of overall cooking area
- 5mm Stainless-Steel Cooking Grids
- Fold down Grease Tray
- Gas Unit has an Electronic Ignition
- Roto-Draft Damper System

### Includes:

- 4 Stainless Steel Racks
- 16 Stainless Steel Meat Hooks
- Roast/Rib Rack
- Stainless Steel Water Bowl/Smoker Tray
- Stainless Steel Charcoal Tray (Charcoal Unity Only)



Cabinet Smoker  
Product Overview



Cabinet Smoker  
Assembly Charcoal



Cabinet Smoker  
Assembly Gas



# REGAL CHARCOAL SERIES

Charcoal Grills & Smokers

# Broil King®



Regal Charcoal Offset 500



Regal Charcoal Offset 400



Regal Charcoal 400

From durable construction and stylish accents to exceptional cooking versatility, the Broil King line of charcoal grills and smokers brings people together. Great food, great flavor, great barbecues every time. (Finish: 2mm/14 gauge Steel with Black finish)

## GRILL

| Item #    | Description  | Primary Cooking Surface | Retail |
|-----------|--|-------------------------|--------|
| BK958050* | Regal Charcoal Offset Grill 500 (2 Cooking Chambers) | 625 sq. in.             | \$899  |
| BK955050  | Regal Charcoal Offset Grill 400 (2 Cooking Chambers) | 500 sq. in.             | \$799  |
| BK945050* | Regal Charcoal Grill 400 (No cover offered)          | 500 sq. in.             | \$599  |

## ACCESSORIES

| Item #  | Description                     | Retail  |
|---------|---------------------------------|---------|
| BK67065 | Premium Cover, Regal 400 Offset | \$74.99 |
| BK11239 | Deluxe Griddle                  | \$64.99 |

\*Special Order

### Features & Benefits:

- 14 Gauge Steel Construction
- Offset Smoker with 2 Cooking Chambers (Offset)
- Heavy-Duty Cast-Iron Cooking Grids
- Roto-Draft Damper System
- Dual-purpose Diffusing Charcoal Trays
- Removable Ash Tray in Both Chambers



Regal Charcoal Product Overview



Regal Charcoal Offset Product Overview



BROIL KING GRILLS

# IMPERIAL & REGAL

Built-in Series



# Broil King®

## iQue



Imperial S 670



Imperial QS 670

## iQue



Imperial S 570



Imperial QS 570



Imperial S 470



Regal S 520



Regal S 420



Infrared Side Burner



Double Side Burner



Single Side Burner



BROIL KING GRILLS



### GRILL HEAD

| Item #   | Description                | Dual Tube Burners | BTU's  | Primary Cooking Surface | iQue Technology | Cut-Out Dimensions  | Retail  |
|----------|----------------------------|-------------------|--------|-------------------------|-----------------|---------------------|---------|
| BK957074 | Imperial S 670 BI 44 - LP  | 6                 | 60,000 | 750 sq. in.             | ✘               | 43 ¾" x 11" x 23 ¼" | \$3,399 |
| BK957077 | Imperial S 670 BI 44 - NG  | 6                 | 60,000 | 750 sq. in.             | ✘               | 43 ¾" x 11" x 23 ¼" | \$3,459 |
| BK699774 | Imperial QS 670 BI 44 - LP | 6                 | 60,000 | 750 sq. in.             | ✓               | 43 ¾" x 11" x 23 ¼" | \$3,999 |
| BK699777 | Imperial QS 670 BI 44 - NG | 6                 | 60,000 | 750 sq. in.             | ✓               | 43 ¾" x 11" x 23 ¼" | \$3,999 |
| BK958074 | Imperial S 570 BI 38 - LP  | 5                 | 55,000 | 625 sq. in.             | ✘               | 36 ¼" x 11" x 23 ¼" | \$2,799 |
| BK958077 | Imperial S 570 BI 38 - NG  | 5                 | 55,000 | 625 sq. in.             | ✘               | 36 ¼" x 11" x 23 ¼" | \$2,859 |
| BK698774 | Imperial QS 570 BI 38 - LP | 5                 | 55,000 | 625 sq. in.             | ✓               | 36 ¼" x 11" x 23 ¼" | \$3,199 |
| BK698777 | Imperial QS 570 BI 38 - NG | 5                 | 55,000 | 625 sq. in.             | ✓               | 36 ¼" x 11" x 23 ¼" | \$3,199 |
| BK956074 | Imperial S 470 BI 32 - LP  | 4                 | 44,000 | 500 sq. in.             | ✘               | 30" x 11" x 23 ¼"   | \$2,599 |
| BK956077 | Imperial S 470 BI 32 - NG  | 4                 | 44,000 | 500 sq. in.             | ✘               | 30" x 11" x 23 ¼"   | \$2,659 |
| BK886714 | Regal S 520 BI 38 - LP     | 5                 | 55,000 | 625 sq. in.             | ✘               | 36 ¼" x 11" x 23 ¼" | \$1,839 |
| BK886717 | Regal S 520 BI 38 - NG     | 5                 | 55,000 | 625 sq. in.             | ✘               | 36 ¼" x 11" x 23 ¼" | \$1,899 |
| BK885714 | Regal S 420 BI 32 - LP     | 4                 | 44,000 | 500 sq. in.             | ✘               | 30" x 11" x 23 ¼"   | \$1,539 |
| BK885717 | Regal S 420 BI 32 - NG     | 4                 | 44,000 | 500 sq. in.             | ✘               | 30" x 11" x 23 ¼"   | \$1,599 |

### ACCESSORIES

| Item #  | Description  | Retail  |
|---------|--|---------|
| BK68590 | Cover, Built-in 600 Series - Premium (Mesh venting, rubber handles, and blue accent stitching) | \$94.99 |
| BK68592 | Cover, Built-in 500 Series - Premium (Mesh venting, rubber handles, and blue accent stitching) | \$89.99 |
| BK68591 | Cover, Built-in 400 Series - Premium (Mesh venting, rubber handles, and blue accent stitching) | \$84.99 |
| BK11239 | Deluxe Griddle (Reversible) (Occupies space of 1 cooking grid)                                 | \$64.99 |

### SIDE BURNERS

| Item # - LP | Item # - NG | Description                   | # of Burners | BTU's  | Cut-Out Dimensions  | Retail |
|-------------|-------------|-------------------------------|--------------|--------|---------------------|--------|
| BK804724    | BK804727    | Infrared Side Burner S 100 IR | 1            | 10,000 | 15 ½" x 6" x 20 ¾"  | \$449  |
| BK803764    | BK803767    | Double Side Burner S 200      | 2            | 26,000 | 16 ¼" x 11" x 23 ¼" | \$899  |
| BK802764    | BK802767    | Single Side Burner S 100      | 1            | 13,000 | 15 ½" x 6" x 20 ¾"  | \$349  |

#### Imperial Features & Benefits:

- Dual Tube Burners
- Cast Stainless Steel Cooking Grids
- Stainless Steel Warming Rack
- 600 Series Features 2 Independent Ovens
- Flav-R-Wave Cooking System
- Built-in Oven Lights
- Illuminated Control Knobs
- Includes Rotisserie Burner


#### Regal Features & Benefits:

- Dual Tube Burners
- Stainless Steel 9 mm Cooking Grids
- Stainless Steel Warming Rack
- Flav-R-Wave Cooking System
- Illuminated Control Knobs
- Electronic Ignition

#### iQue Series Additional Features:

- Wi-Fi and Bluetooth Enabled
- Digital Interface and App Compatible



Scan QR Code  
for current  
pricing.

# GRILL ACCESSORIES

REV: 01/23/26



Broil King  
Interior Cleaning



Broil King  
Exterior Cleaning



Broil King  
Cast Iron Care

## TABLE OF CONTENTS

### ACCESSORIES

Grill Accessories..... 2  
 Broil King Display Stands..... 7

### BARRY'S RESTORE IT ALL PRODUCTS

Kits, Sprays & Specialty Items ..... 8

# GRILL ACCESSORIES

# Broil King®



Topper, Flat  
Stainless Steel  
1.57"H x 18.66"W x 11.46"D  
**BK69720\*** | **\$29.99**



Topper, Flat (Imperial)  
Stainless Steel  
1.52"H x 18.94"W x 12.99"D  
**BK69712** | **\$44.99**



Topper, Narrow  
Stainless Steel  
.79"H x 14.74"W x 6.38"D  
**BK69722** | **\$18.99**



Topper, Wok  
Stainless Steel  
2.95"H x 12.76"W x 15"D  
**BK69820\*** | **\$24.99**



Topper, Wok Imperial  
Stainless Steel  
3.56"H x 16.57"W x 10"D  
**BK69818** | **\$47.99**



Topper, Wok Narrow  
Stainless Steel  
3.54"H x 14.57"W x 6.30"D  
**BK69822\*** | **\$19.99**



Wok, Shelf Insert  
Stainless Steel  
2.85"H x 14.50"W x 11.50"D  
**BK69826\*** | **\$27.99**



Griddle, Narrow  
Stainless Steel  
16.56"H x 6.38"W x 1.69"D  
**BK69122\*** | **\$27.99**



Wok  
Porcelain Cast Iron  
5.04"H x 16.85"W x 14.84"D  
**BK69710\*** | **\$99.99**



Wok Ring, Side Burner  
Stainless Steel  
11"H x 11"W x 0.75"D  
**BK69719\*** | **\$39.99**



Wok (Imperial/Regal)  
Cast Iron  
3.78"H x 19.90"W x 6.70"D  
**BK69618\*** | **\$69.99**



Wok (Baron/Crown)  
Cast Iron  
3.94"H x 18.27"W x 6.69"D  
**BK69617\*** | **\$59.99**



Rib Roaster  
Cast Iron  
5.43"H x 19.21"W x 7.48"D  
**BK69615** | **\$99.99**



Multi Roaster  
Cast Iron  
3.00"H x 13"W x 17.40"D  
**BK69610** | **\$149.99**



Dutch Oven  
Cast Iron  
12.50"H x 10.50"W x 4.50"D  
**BK69620\*** | **\$119.99**



Butcher Paper  
17 3/4"W x 150'  
**BK69600\*** | **\$34.99**



Pan, Roasting/Drip  
Stainless Steel  
1.65"H x 13.39"W x 10.24"D  
**BK63106** | **\$23.99**



Stack-A-Rack  
(Fits BK63106)  
12.60"H x 9.05"W x 2.68"D  
**BK63110** | **\$29.99**



Rib Rack (Imperial)  
Stainless Steel  
4.02"H x 15.20"W x 8.84"D  
**BK62602** | **\$44.99**



Rib/Skewer Rack  
Stainless Steel  
11.30"H x 15.45"W x 3.98"D  
**BK64233\*** | **\$34.99**



Skewers, Dual Prong  
(4 pc) Stainless Steel  
12" Long  
**BK64049** | **\$9.99**



Kebab Rack, Narrow  
Stainless Steel  
13.86"H x 8.37"W x 2.38"D  
**BK69138** | **\$22.99**



Wing Rack w/ Pan  
Stainless Steel  
16.54"H x 7.28"W x 1.54"D  
**BK64152** | **\$27.99**



Grill Basket, Adjustable  
Stainless Steel  
13.35"H x 13.19"W x 2.76"D  
**BK65070** | **\$29.99**



Rotisserie Tumble  
Basket, Stainless Steel  
6.38"H x 14.45"W x 7.60"D  
**BK64875\*** | **\$59.99**

GRILL ACCESSORIES

# GRILL ACCESSORIES

# Broil King®



Skewers, Rotisserie  
Stainless Steel  
7"H x 12"W x 2"D

**BK64838\*** | **\$49.99**



Roaster, Chicken  
Stainless Steel  
8.90"H x 7.24"W x 1.97"D

**BK69132** | **\$16.99**



Roaster, Chicken  
(Imperial) Stainless Steel  
9.53"H x 11.22"W x 3.31"D

**BK69133\*** | **\$44.99**



Burger Press,  
Smash  
3.00"H x 5.50"W x 5.25"D

**BK62476\*** | **\$17.99**



Deluxe Burger Press  
5.71"H x 5.63"W x 1.63"D

**BK62475** | **\$14.99**



Papers, Burger Press  
100 pieces  
6.30"H x 4.70"W x 0.40"D

**BK62470\*** | **\$5.99**



Pizza Stone  
16.85"H x 16.85"W x 1.93"D

**BK69814** | **\$39.99**



Pizza Stone  
Rectangle  
14.00"H x 18.90"W x 1.93"D

**BK69842\*** | **\$44.99**



Pizza Stone  
(Monarch)  
16.25"H x 16.25"W x 1.97"D

**BK69821\*** | **\$49.99**



Pizza Stone  
(Imperial/Regal)  
20.25"H x 17.00"W x 1.97"D

**BK69839\*** | **\$59.99**



Pizza Stone  
(Baron/Crown)  
18.75"H x 16.75"W x 1.79"D

**BK69843\*** | **\$54.99**



Cooking Dome  
4.45"H x 12.90"W x 15.35"D

**BK69900\*** | **\$79.99**




Pizza Cutter  
10.44"H x 5.50"W x 1.65"D

**BK69810** | **\$24.99**



Pizza Peel  
Stainless Steel  
11 3/4" Blade, 25 1/2" Length

**BK69800** | **\$31.99**



Cabinet Organizer Set  
3 Piece Set  
12"H x 16"W x 1.50"D

**BK61365\*** | **\$54.99**



Condiment Bin  
Resin  
4"H x 12"W x 5"D

**BK61100\*** | **\$17.99**



Grill Light, COB  
Flex Strap  
6.89"H x 3.86"W x 1.93"D

**BK60934** | **\$19.99**



Grill Light, COB  
Handle Mount  
7.80"H x 3.82"W x 1.81"D

**BK60936\*** | **\$24.99**



iQue Smart Tank Scale  
WiFi/Bluetooth  
3.60"H x 18.70"W x 14.40"D

**BK68000\*** | **\$139.99**



iQue Smart Thermometer  
WiFi/Bluetooth  
6"H x 5"W x 3"D

**BK61939\*** | **\$174.99**



Thermometer  
Digital Side Table  
10.43"H x 6.30"W x 1.89"D

**BK61935** | **\$39.99**



Thermometer  
Digital Instant Read  
10.63"H x 5.39"W x 0.98"D

**BK61825** | **\$19.99**



Thermometer  
Replacement Probes  
(2 pc)

**BK61900\*** | **\$29.99**



Thermometer  
Analog Mini  
(4 pc)

**BK61138\*** | **\$18.99**



Marinade Injector  
Stainless Steel & Resin  
7.95"H x 3.35"W x 1.81"D

**BK61495** | **\$14.99**

GRILL ACCESSORIES

# ACCESSORIES

# Broil King®



Basting Set Deluxe  
(2 pc) Stainless Steel  
(Includes: 1 ¼ c Bowl & Brush)  
**BK61490 | \$12.99**



Oil Mister  
Stainless Steel  
Does not require priming  
**BK60945 | \$14.99**



Tool Set (Imperial)  
Stainless Steel  
(3 pc)  
**BK64103\* | \$54.99**



Tool Set (Baron)  
Stainless Steel  
(4 pc)  
**BK64003 | \$44.99**



Tool Set (Imperial)  
Stainless Steel  
(4 pc)  
**BK64004 | \$54.99**



Super Flipper (Imperial)  
Stainless Steel  
19.7" H x 4" W x 2.50" D  
**BK64110\* | \$14.99**



Supper Flipper, Double  
(Imperial)  
Stainless Steel  
21.00" H x 8.60" W x 3.00" D  
**BK69802\* | \$21.99**



Turner (Baron)  
Stainless Steel  
17.60" H x 3.27" W x 1.38" D  
**BK64031 | \$8.99**



Super Flipper (Baron)  
Stainless Steel  
17.72" H x 3.23" W x 2.64" D  
**BK64030 | \$11.99**



Tong (Imperial)  
Stainless Steel  
19.00" H x 2.25" W x 1.25" D  
**BK64112 | \$14.99**



Tong, 3 Pack (Baron)  
Stainless Steel  
19.75" H x 3.74" W x 1.97" D  
**BK64312 | \$29.99**



Tong (Baron)  
Stainless Steel  
17.80" H x 1.54" W x 1.38" D  
**BK64032 | \$12.99**



Tong, Precision (Baron)  
12" Stainless Steel  
13.74" H x 1.57" W x 1.38" D  
**BK64036 | \$9.99**



Tong, Precision (Baron)  
16" Stainless Steel  
17.81" H x 1.57" W x 1.61" D  
**BK64037\* | \$12.99**



Bottle Opener  
Stainless Steel  
6.69" H x 2.81" W x 1.22" D  
**BK64009 | \$3.99**



Wine Bottle Opener  
6.75" H x 3" W x 1.25" D  
**BK64006 | \$6.99**



Steak Knives (4 pc)  
Stainless Steel  
12.32" H x 3.39" W x 1.46" D  
**BK64935 | \$22.99**




Carving Knife  
19.10" H x 2.68" W x 1.30" D  
**BK64939 | \$17.99**



Meat Shredder  
Stainless Steel  
7.09" H x 13.94" W x 1.73" D  
**BK64075 | \$22.99**



Meat Claws  
Stainless Steel  
12.28" H x 3.46" W x 1.97" D  
**BK64070 | \$17.99**



Side Shelf Mat  
Silicone  
15.16" H x 11.18" W x 0.69" D  
**BK60009\* | \$22.99**



Grill Brush (Baron)  
Palmyra  
20.08" H x 5.14" W x 2.60" D  
**BK64038 | \$19.99**



Replacement Brush  
Heads (3 pc), Palmyra  
8.43" H x 1.60" W x 4.00" D  
**BK64658 | \$12.99**



Grill Brush, Ice  
Stainless Steel & Resin  
20.47" H x 6.93" W x 2.60" D  
**BK65679 | \$22.99**



Grill Brush (Baron)  
Coil Spring SS  
20.08" H x 5.14" W x 2.60" D  
**BK65600\* | \$22.99**

GRILL ACCESSORIES

# ACCESSORIES

# Broil King®



Grill Brush, Tri-Head  
Twisted Nylon  
17.91"H x 7.28"W x 1.46"D  
**BK65643 | \$12.99**



Grill Brush, Tri-Head  
Twisted Palmyra  
18.07"H x 7.24"W x 1.38"D  
**BK65648 | \$13.99**



Grill Brush, Wood  
SS Bristles  
20.91"H x 2.13"W x 2.48"D  
**BK65229 | \$17.99**



Grill Brush, Wood  
Palmyra Bristles  
20.80"H x 2.09"W x 2.40"D  
**BK65228 | \$14.99**



Grill Brush-Scraper  
Wood  
18.11"H x 3.78"W x 1.46"D  
**BK65335 | \$16.99**



Brush Kit (2 pc)  
SS & Resin  
13.39"H x 6.69"W x 1.18"D  
**BK64310\* | \$9.99**



Brush-Scraper Kit  
(4 pc) Pellet  
13.78"H x 13.58"W x 2.17"D  
**BK65900\* | \$22.99**



Ash Brush, Pellet  
Charcoal  
10.00"H x 3.25"W x 1.00"D  
**BK65903\* | \$4.99**



Grid Lifter  
Stainless Steel  
10.75"H x 1.34"W x 2"D  
**BK60745 | \$4.99**



Cleaner  
Grill & Casting  
24 oz  
**BK62380 | \$8.99**



Cleaner  
SS Polish  
24 oz  
**BK62385 | \$8.99**



Cleaner  
Grill Revitalizer  
8 oz  
**BK62390 | \$8.99**



Gloves  
Leather  
16.14"H x 7.01"W x 1.57"D  
**BK60528\* | \$34.99**



Glove, Single (1 mitt)  
High Heat Resistant  
10.94"H x 6.38"W x 0.39"D  
**BK60974 | \$14.99**



Apron (Adj neck strap)  
PVC Polyester  
11.46"H x 8.35"W x 1.71"D  
**BK60975 | \$24.99**



Wood Chips  
Hickory  
9.09"H x 6.50"W x 4.06"D  
**BK63220 | \$7.99**



Smoker Box  
Stainless Steel  
12.83"H x 3.38"W x 1.54"D  
**BK60185 | \$12.99**



Smoker Box Premium  
Stainless Steel  
5.10"H x 14.13"W x 1.90"D  
**BK60190 | \$34.99**



Smoker Box, Pellet  
Stainless Steel  
1.57"H x 2.76"W x 13.62"D  
**BK60181 | \$14.99**



Grilling Planks (2 pc)  
Cedar  
7.20"H x 15"W x 0.51"D  
**BK63280\* | \$9.99**



Grilling Planks (2 pc)  
Maple  
7.20"H x 15"W x 0.53"D  
**BK63290\* | \$14.99**



Wood Fiber  
Cutting Board  
0.40"H x 12.20"W x 17.50"D  
**BK68422\* | \$49.99**



Cutting/Serving Board  
(Imperial) Bamboo  
0.99"H x 17.99"W x 12.40"D  
**BK68429\* | \$32.99**



Cutting/Serving Board  
(Baron) Bamboo  
1.02"H x 15.67"W x 10.16"D  
**BK68428\* | \$27.99**



Rotisserie, Deluxe  
Universal, Electric  
3.46"H x 33.74"W x 4.65"D  
**BK66009\* | \$89.99**


GRILL ACCESSORIES

# ACCESSORIES


# Broil King®



Rotisserie, Heavy Duty  
Forks, Chrome (2 pc)  
9.50"H x 8.00"W x 3.50"D  
**BK50502\*** | **\$15.99**



Griddle, Sovereign  
Cast Iron  
0.87"H x 17.13"W x 8.46"D  
**BK11220\*** | **\$44.99**



Griddle (Side-Burner)  
Cast Iron  
1.38"H x 10.75"W x 12.80"D  
**BK11250\*** | **\$39.99**



Cast Iron Plancha  
1.50"H x 12.60"W x 18.10"D  
**BK11342\*** | **\$69.99**



Plancha Scraper  
10"H x 4"W x 0.75"D  
**BK64039\*** | **\$5.99**



Spice Rub,  
Perfect BBQ  
106g  
**BK50975\*** | **\$5.99**



Spice Rub,  
Perfect Steak  
122g  
**BK50976\*** | **\$5.99**



Spice Rub,  
KC BBQ  
128g  
**BK50978\*** | **\$5.99**



Sauce,  
Perfect BBQ  
11.8 oz  
**BK50974\*** | **\$6.99**



Merinade,  
Perfect Steak  
11.8 oz  
**BK50990\*** | **\$6.99**

\*Special Order



GRILL ACCESSORIES



## 2' FREESTANDING MERCHANDISER

**BKFSM-2BK**

**DEALER COST: \$1,577.34**

DISPLAY STAND WITH MERCHANDISE

RETAIL VALUE OVER \$2,720!



# BARRY'S RESTORE IT ALL PRODUCTS

Kits, Sprays & Specialty Items



Scratch-B-Gone  
Small Area Touch-Up Kit  
1002



BBQ Grill Rescue Kit  
1005



Stainless Steel Rescue Kit  
1024



Stainless Steel Rescue Spray  
1009



Grill and Grate Degreaser  
1013




Fire Door Glass Rescue  
1020

## RESTORE IT ALL PRODUCTS

| Item # | Description                                   | Retail Price<br>per each |
|--------|---|--------------------------|
| 1002   | Scratch-B-Gone Small Area Touch-Up Kit        | \$25.95                  |
| 1005   | BBQ Exterior/Interior Restoration Kit         | \$58.95                  |
| 1024   | Stainless Rust Medic Kit with Nano Technology | \$229.95                 |
| 1009   | Stainless Steel Rescue Spray (16 oz)          | \$12.95                  |
| 1013   | Grill and Grate Degreaser (16 oz)             | \$17.95                  |
| 1020   | Fire Door Glass Rescue (6 oz)                 | \$14.95                  |

GRILL ACCESSORIES

Scan QR Code for current pricing.

# WPPO WOOD FIRED OVENS

REV: 01/23/26



## TABLE OF CONTENTS

### WOOD FIRED OVEN

|                                   |   |
|-----------------------------------|---|
| Karma.....                        | 2 |
| Wood Fired Oven Accessories ..... | 4 |

### LITERATURE

| Item No | Description     | Retail |
|---------|-----------------|--------|
| WPPOLIT | WPPO Pizza Oven | N/C    |

WPPO WOOD FIRED OVENS

Visit: <https://go.empiredistributing.net/outdoor-catalog> for current pricing.

# WOOD FIRED OVENS

Karma 55", 42", 32"



## 55" Karma

304 Stainless Steel. 528 lbs. Includes Fire Separator.

*Dimensions with Chimney*

Exterior: 58"H x 54"W x 37 1/2"D

Interior: 16"H x 44"W x 27"D

Opening: 10 1/2"H x 25"W

|                      |                                    |                   |
|----------------------|------------------------------------|-------------------|
| <b>WKK-04COM</b>     | <b>55" Oven Commercial Grade</b>   | <b>\$6,031.00</b> |
| <b>WKAC-K04S-201</b> | <b>Cart, 55" - Stainless Steel</b> | <b>\$989.00</b>   |



## 32" Karma

304 Stainless Steel. 206 lbs. Includes Fire Separator.

*Dimensions with Chimney*

Exterior: 42"H x 33 3/4"W x 34 3/4"D

Interior: 10"H x 29"W x 23"D

Opening: 8 5/8"H x 17 1/4"W

|                      |                                     |                   |
|----------------------|-------------------------------------|-------------------|
| <b>WKK-02S-304SS</b> | <b>32" Oven</b>                     | <b>\$2,559.00</b> |
| <b>WKAC-K02S</b>     | <b>Weather Cover, 32" Head Only</b> | <b>\$139.99</b>   |



32" Cart,  
Stainless Steel

See pages 4 for wood fired oven accessories.

# WOOD FIRED OVENS

## Karma 25"



### 25" Karma with Cart

Powder Coated 430 Stainless Steel with Black Cart and Side Shelves. 170 lbs.  
Includes Fire Separator.

Dimensions with Chimney  
Exterior: 34 1/2"H x 27"W x 25"D  
Interior: 7"H x 20"W x 19"D  
Opening: 6 1/4"H x 18 3/4"W

|                       |                                     |                   |
|-----------------------|-------------------------------------|-------------------|
| <b>WKK-01S-WS-BLK</b> | <b>25" Black Oven w/ Cart</b>       | <b>\$1,529.00</b> |
| <b>WKK-01S-WS-RED</b> | <b>25" Red Oven w/ Cart</b>         | <b>\$1,529.00</b> |
| <b>WKK-01S-WS-ORG</b> | <b>25" Orange Oven w/ Cart</b>      | <b>\$1,529.00</b> |
| <b>WKS-1S</b>         | <b>Stand Only, 25" Black</b>        | <b>\$149.99</b>   |
| <b>WKAC-K01S</b>      | <b>Weather Cover, 25" Head Only</b> | <b>\$139.99</b>   |



Black Stand Only



Red Oven w/ Black Cart



Orange Oven w/ Black Cart

See pages 4 for wood fired oven accessories.

# OVEN ACCESSORIES



## Oven Accessories



**4 Piece Utensil Kit**  
Includes: Square Pizza Peel,  
Round Turning Peel, Coal Tool,  
and Cleaning Brush

**WKPA-01 \$264.99**



**Pizza Peel w/ Breakdown Handle**  
(7"W x 50"L - 32"L  
if you omit middle section)

**WKRP-01 \$59.99**



**Folding Peel, Wood Handle**  
(12"W x 25"L)

**WKPA-1225WF \$27.99**



**Aluminum Peel,**  
**Wood Handle**

**WKPA-1226W 12" \$21.99**  
**WKPA-1428W 14" \$29.99**



**Square Pizza Peel, Wood**

**WKLP-12 12" \$24.50**  
**WKLP-14 14" \$29.50**



**36" Pizza Peel, Wood**

**WKLP-1436 14"x14" \$37.50**  
**WKLP-1636 16"x16" \$48.50**



**Thermometer,**  
**High Temp Infrared**

**WKA-ITHERM \$54.99**



**15" Pizza Stone**  
**w/ Metal Rack**

**WKST-15R \$45.99**



**Aluminum Blade**  
**w/ Wooden Handle**

**WKPA-1438W 14"x16"x38" \$35.99**  
**WKPA-1640W 16"x18"x40" \$42.99**



**Brush w/ Wooden Handle**  
**and SS Scraper**

**WKBA-47W 47" \$45.99**



**Forged Steel Wood Pliers**

**WKA-WP1 \$49.99**




**Tool Holder in use.**

**Tool Holder**  
(Sits on the ground, Holds 6 Tools standing  
straight up in the holes on top)  
(12"W x 8"D x 15"H)

**WKA-TH1 \$199.99**

\*Special Order

Scan QR Code for current pricing.

# FINISHED KITCHEN ISLANDS

## OUTDOOR KITCHENS

REV: 04/01/26

# TABLE OF CONTENTS

### COASTAL

- 5' Powder-Coated Aluminum Islands..... 3
- 7' Powder-Coated Aluminum Islands..... 4
- 8' Powder-Coated Aluminum Islands..... 5

### BLAZE

- 6' Stainless Steel Islands ..... 7
- 8' Urban Bonfire Islands ..... 9
- 10' Urban Bonfire Islands ..... 10

### EZ FINISH FIREFLY KITCHENS

- 6' Aluminum Clad Kitchen Islands..... 15
- 8' Aluminum Clad Kitchen Islands..... 15

### DURABULL

- 8' Myrtle Beach Islands..... 17
- 10' Charleston Islands..... 17

### TRU

- 7' Bar Island ..... 18
- 6' & 8' Grill Islands ..... 19

### BROIL KING

- Baron Kitchen Islands ..... 20
- Imperial Kitchen Islands..... 21

Visit: <https://go.empiredistributing.net/outdoor-catalog> for current pricing.

# COASTAL COLLECTION

## Pre-configured Aluminum Islands

CHALLENGER  
DESIGNS



For pre-configured grill islands, Coastal Collection from Challenger Designs provides a “no assembly” solution for aluminum outdoor kitchens. Empire stocks three packages which include your choice of three different Blaze grills. With multiple color combinations that ship directly from our warehouse, this quick option still allows for choice.



- ✓ **Weather-Sealed Cabinets**  
The only weather-resistant outdoor kitchen cabinets with standard weather-sealing to keep belongings protected from the elements.
- ✓ **Short Lead Times for Delivery**  
Three units are in-stock and ready to ship from our warehouse. More configuration are available as special orders.
- ✓ **Crafted from Powder-Coated Aluminum**  
Cabinets won't warp or rot, even in direct sun or cold conditions. Available in multiple colors and door styles.
- ✓ **Stainless Steel, Leveling Legs Great for Decks or Rooftops**  
A snap to install on flat surfaces including decks and rooftops. Finish with a color-matched toe kick for a built-in look.
- ✓ **Aluminum Countertops**  
High-quality aluminum countertops are weatherproof and easy to care for, available in multiple colors.
- ✓ **Fully-assembled - Quick to Install**  
Coastal units come fully assembled. Simply install your appliances and you're ready to cook!
- ✓ **Finished Back Panel Standard**  
Essential for installing cabinets as a freestanding island, or on a deck where the back of the kitchen will be exposed.
- ✓ **Made in the USA - Limited Lifetime Warranty**  
Built start to finish in the United States. Challenger Designs, LLC warrants to the original consumer purchaser, for as long as they own their cabinet, that products shall be free from defects in manufactured materials and workmanship under normal use.

Full Extension Drawers  
With Gasketed Seals



Finished Back Panel Standard  
Grill Cabinets Vented For Safety



Stainless Steel Leveling Legs  
Add Toe Kicks for a Built-In Look



# 5' GRILL ISLAND PACKAGES

Pre-configured Aluminum Islands



## 67" Coastal Island

INCLUDES GRILL

Includes:

- Single Drawer Door
- Gas Grill Base
- Pull Out Waste Bin with Drawer
- Shaker Door Style
- 32" Blaze Grill - 4BCM or 4LTE3 - NG or LP
- Add Color-Matched Toe Kick package for finished look

**DIMENSIONS: 67 1/4"W x 36 1/4"H x 25"D**


## 67" COASTAL

| Item # - NG  | Item # - LP             | Grill        | Countertop  | Cabinet Color | Retail  |
|--|-------------------------|--------------|-------------|---------------|---------|
| CST-67.25-ASV-4BCM-NG  | CST-67.25-ASV-4BCM-LP   | Blaze 4 BCM  | Silver Vein | Anthracite    | \$6,505 |
| CST-67.25-ASV-4LTE3-NG   | CST-67.25-ASV-4LTE3-LP  | Blaze 4 LTE+ | Silver Vein | Anthracite    | \$7,055 |
| CST-67.25-DDGW-ASV-S-B32 <i>Coastal island without grill. Compatible with Blaze 32" grills.</i>  |                         |              | Silver Vein | Anthracite    | \$4,556 |
| CST-67.25-WB-4BCM-NG   | CST-67.25-WB-4BCM-LP    | Blaze 4 BCM  | Black       | White         | \$6,505 |
| CST-67.25-WB-4LTE3-NG  | CST-67.25-WB-4LTE3-LP   | Blaze 4 LTE+ | Black       | White         | \$7,055 |
| CST-67.25-DDGW-WB-S-B32 <i>Coastal island without grill. Compatible with Blaze 32" grills.</i>   |                         |              | Black       | White         | \$4,556 |
| CST-67.25-GGSV-4BCM-NG   | CST-67.25-GGSV-4BCM-LP  | Blaze 4 BCM  | Silver Vein | Grey Glimmer  | \$6,505 |
| CST-67.25-GGSV-4LTE3-NG  | CST-67.25-GGSV-4LTE3-LP | Blaze 4 LTE+ | Silver Vein | Grey Glimmer  | \$7,055 |
| CST-67.25-DDGW-GGSV-S-B32 <i>Coastal island without grill. Compatible with Blaze 32" grills.</i> |                         |              | Silver Vein | Grey Glimmer  | \$4,556 |


## TOE KICK

| Item #          | Description                           | Cabinet Color | Retail |
|-----------------|---------------------------------------|---------------|--------|
| CST-67.25-TK-A  | Anthracite Toe Kick for 67" Coastal   | Anthracite    | \$496  |
| CST-67.25-TK-W  | White Toe Kick for 67" Coastal        | White         | \$496  |
| CST-67.25-TK-GG | Grey Glimmer Toe Kick for 67" Coastal | Grey Glimmer  | \$496  |

### Base Colors



### Countertops



BLAZE 4 BCM



BLAZE 4 LTE+

**Challenger products are not available in all territories or all locations, please contact Empire for details.**

# 7' GRILL ISLAND PACKAGES

Pre-configured Aluminum Islands



## 81" Coastal Island

INCLUDES GRILL

Includes:

- Pull Out Waste Bin with Drawer
- Gas Grill Base
- 2x Single Drawer Door
- Shaker Door Style
- 32" Blaze Grill - 4BCM or 4LTE3 - NG or LP
- Add Color-Matched Toe Kick package for finished look

**DIMENSIONS: 80 7/8"W x 36 1/4"H x 25"D**


## 81" COASTAL

| Item # - NG  | Item # - LP              | Grill        | Countertop  | Cabinet Color | Retail  |
|--|--------------------------|--------------|-------------|---------------|---------|
| CST-80.875-ASV-4BCM-NG   | CST-80.875-ASV-4BCM-LP   | Blaze 4 BCM  | Silver Vein | Anthracite    | \$6,901 |
| CST-80.875-ASV-4LTE3-NG  | CST-80.875-ASV-4LTE3-LP  | Blaze 4 LTE+ | Silver Vein | Anthracite    | \$7,451 |
| CST-80.87 5-WGDDDD-ASV-S-B32 <i>Coastal island without grill. Compatible with Blaze 32" grills.</i>  |                          |              | Silver Vein | Anthracite    | \$4,952 |
| CST-80.875-WB-4BCM-NG  | CST-80.875-WB-4BCM-LP    | Blaze 4 BCM  | Black       | White         | \$6,901 |
| CST-80.875-WB-4LTE3-NG   | CST-80.875-WB-4LTE3-LP   | Blaze 4 LTE+ | Black       | White         | \$7,451 |
| CST-80.87 5-WGDDDD-WB-S-B32 <i>Coastal island without grill. Compatible with Blaze 32" grills.</i>   |                          |              | Black       | White         | \$4,952 |
| CST-80.875-GGSV-4BCM-NG  | CST-80.875-GGSV-4BCM-LP  | Blaze 4 BCM  | Silver Vein | Grey Glimmer  | \$6,901 |
| CST-80.875-GGSV-4LTE3-NG   | CST-80.875-GGSV-4LTE3-LP | Blaze 4 LTE+ | Silver Vein | Grey Glimmer  | \$7,451 |
| CST-80.87 5-WGDDDD-GGSV-S-B32 <i>Coastal island without grill. Compatible with Blaze 32" grills.</i> |                          |              | Silver Vein | Grey Glimmer  | \$4,952 |

## TOE KICK

| Item #           | Description                           | Cabinet Color | Retail |
|------------------|---------------------------------------|---------------|--------|
| CST-80.875-TK-A  | Anthracite Toe Kick for 81" Coastal   | Anthracite    | \$496  |
| CST-80.875-TK-W  | White Toe Kick for 81" Coastal        | White         | \$496  |
| CST-80.875-TK-GG | Grey Glimmer Toe Kick for 81" Coastal | Grey Glimmer  | \$496  |

## Base Colors




Anthracite

White

Grey Glimmer

## Countertops



Silver Vein

Black



BLAZE 4 BCM



BLAZE 4 LTE+

**Challenger products are not available in all territories or all locations, please contact Empire for details.**

# 8' GRILL ISLAND PACKAGES

Pre-configured Aluminum Islands



## 93" Coastal Island

**INCLUDES GRILL & REFRIGERATOR**

Includes:

- Pull Out Waste Bin with Drawer
- Gas Grill Base
- 24" Refrigerator Blaze 5.5 – Item # BLZ-SSRF-5.5
- Single Drawer Door Base
- Shaker Door Style
- 32" Blaze Grill - 4 BCM or 4 LTE+ - NG or LP
- Add Color-Matched Toe Kick package for finished look

**DIMENSIONS: 93 1/8"W x 36 1/4"H x 25"D**


## 93" COASTAL

| Item # - NG                 | Item # - LP   | Grill        | Countertop  | Cabinet Color | Retail   |
|-----------------------------|---|--------------|-------------|---------------|----------|
| CST-93.125-ASV-4BCM-NG      | CST-93.125-ASV-4BCM-LP  | Blaze 4 BCM  | Silver Vein | Anthracite    | \$9,923  |
| CST-93.125-ASV-4LTE3-NG     | CST-93.125-ASV-4LTE3-LP   | Blaze 4 LTE+ | Silver Vein | Anthracite    | \$10,473 |
| CST-93.125-WGRDD-ASV-S-B32  | <i>Coastal island without components. Compatible with Blaze 32" grills.</i> |              | Silver Vein | Anthracite    | \$5,775  |
| CST-93.125-WB-4BCM-NG       | CST-93.125-WB-4BCM-LP   | Blaze 4 BCM  | Black       | White         | \$9,923  |
| CST-93.125-WB-4LTE3-NG      | CST-93.125-WB-4LTE3-LP  | Blaze4 LTE+  | Black       | White         | \$10,473 |
| CST-93.125-WGRDD-WB-S-B32   | <i>Coastal island without components. Compatible with Blaze 32" grills.</i> |              | Black       | White         | \$5,775  |
| CST-93.125-GGSV-4BCM-NG     | CST-93.125-GGSV-4BCM-LP   | Blaze 4 BCM  | Silver Vein | Grey Glimmer  | \$9,923  |
| CST-93.125-GGSV-4LTE3-NG    | CST-93.125-GGSV-4LTE3-LP  | Blaze 4 LTE+ | Silver Vein | Grey Glimmer  | \$10,473 |
| CST-93.125-WGRDD-GGSV-S-B32 | <i>Coastal island without components. Compatible with Blaze 32" grills.</i> |              | Silver Vein | Grey Glimmer  | \$5,775  |


## TOE KICK

| Item #           | Description                           | Cabinet Color | Retail |
|------------------|---------------------------------------|---------------|--------|
| CST-93.125-TK-A  | Anthracite Toe Kick for 93" Coastal   | Anthracite    | \$496  |
| CST-93.125-TK-W  | White Toe Kick for 93" Coastal        | White         | \$496  |
| CST-93.125-TK-GG | Grey Glimmer Toe Kick for 93" Coastal | Grey Glimmer  | \$496  |

### Base Colors



### Countertops



BLAZE 4 BCM



BLAZE 4 LTE+



24" 5.5 cu ft  
Outdoor Rated  
Refrigerator

**Challenger products are not available in all territories or all locations, please contact Empire for details.**

# MORE COASTAL CONFIGURATIONS AVAILABLE

Although we stock 3 configurations, there are many more islands and color combinations available. Please view the price sheets below for more options, including islands with sinks, or room for ceramic grills.



SCAN QR CODE TO VIEW  
COASTAL NON-STOCKING PRICE PAGES

## TORCH CARTS

If you are just looking for a unit to support your ceramic grills, Challenger Designs offers their “Torch” line of carts. These one piece units come in several sizes and configurations, including one unit that would house a small and large grill at the same time. Please view the price sheets for more information.



SCAN QR CODE TO VIEW  
TORCH CART PRICE PAGES

# 6' STAINLESS STEEL ISLAND



## 6' Stainless Steel Grill Island



- Hassle-free Easy-to-Assemble BBQ Island made to fit the Blaze 32 Gas Grill
- Constructed with durable 304 stainless steel that resists rust and corrosion, ensuring longevity and durability
- Includes pull-out trash bin, single-door grill base with roll-out propane drawer, and triple drawer storage
- Island is backed by a Best-in-class Limited Lifetime Warranty
- Easy assembly design allows you to put together your new outdoor kitchen and start grilling in no time

**DIMENSIONS: 72 1/4"W x 34 7/8"H x 22 1/8"D**

## GRILL ISLAND

| Item #           | Description  | Retail  |
|------------------|--|---------|
| BLZ-SS-ISLAND-RO | Blaze 6' Island, Stainless Steel (Grill sold separately) | \$2,899 |
| SSISLCVR         | Cover, Blaze 6' Grill Island                             | \$159   |

## GRILL HEADS *(For more details about Blaze grills, see the Blaze section.)*

| Item # - NG    | Item # - LP    | Description                          | Retail  |
|----------------|----------------|--------------------------------------|---------|
| BLZ-4BCM-NG    | BLZ-4BCM-LP    | 32" BCM Grill, 4 Burner              | \$1,949 |
| BLZ-4LTE3-NG   | BLZ-4LTE3-LP   | 32" LTE+ Grill, 4 Burner             | \$2,499 |
| BLZ-4LTEPRO-NG | BLZ-4LTEPRO-LP | 32" LTE Professional Grill, 4 Burner | \$3,699 |



**BCM GRILL**



**LTE+ GRILL**



**LTE PRO GRILL**

# BLAZE KITCHENS

## Aluminum Islands



Five new kitchen configurations combine the quality and efficiency of a bestselling Blaze grill with non-combustible, thick gauge marine grade aluminum with NACRAE™ powder-coated finish, ideal for coastal environments and withstanding the elements. Dekton® Countertops are resistant to UV rays, extreme heat and cold, plus scratches and stains.



Scan QR Code for  
Installation Guides  
on Urban Bonfire  
Kitchen Islands.



- ✓ **NACRAE™ Finish**  
NACRAE™ Finish Full interior + exterior super durable anti-microbial powder coating on all components.
- ✓ **Dekton® Countertop**  
2 cm thick, non-porous material with resistance to UV rays, extreme heat and cold, plus scratches and stains
- ✓ **5 Configurations Available**  
Choose an 8' configuration with a grill or 10' configurations including a grill, grill and fridge, grill and sink, or all three.
- ✓ **Includes a Blaze Premium LTE+ Grill**  
4 or 5-burner models available with a 4-burner marine grade option. 4-burner grill bases are double-door. 5-burner grill bases are triple door.
- ✓ **Easy to Assemble Modules**  
Watch Installation videos using the QR code above to see how to put together Urban Bonfire kitchens.
- ✓ **Thick Gauge Marine Grade Aluminum Construction**  
Cabinets are made from non-combustible, thick gauge marine grade aluminum ideal for coastal environments.
- ✓ **Stainless Steel Hardware and Legs**  
304 Stainless Steel hardware and commercial grade stainless steel leveling legs with self-leveling toe kick included.

### Aluminium Construction

Thick Gauge Marine Grade



### Four Color Combinations

2 Cabinet Colors & 2 Countertops



### Blaze Quality

Efficient Blaze Grills



# 8' GRILL ISLAND PACKAGES

Pre-configured Aluminum Islands



## 8' Sunrise



**Includes:**

- 1 - top drawer, pull-out trash and recycling drawer (bins included)
- Gas Grill Base with doors
- 1 - door + drawer cabinet
- Blaze Premium LTE+ Grill - available in 4 or 5 burner models - NG or LP
- Marine Grade grill options available
- Aesthetic back panels sold separately

**DIMENSIONS:** 89 ½"W x 36 ½"H x 29 ¾"D with 4 LTE  
96 ½"W x 36 ½"H x 29 ¾"D with 5 LTE


### 8' SUNRISE *(Retail price INCLUDES freight. Ships direct from Blaze.)*

| Item # - NG              | Item # - LP              | Grill                     | Countertop | Cabinet Color | Retail      |
|--------------------------|--------------------------|---------------------------|------------|---------------|-------------|
| B-SNRS32-BRZ-AERIS-NG    | B-SNRS32-BRZ-AERIS-LP    | Blaze 4 LTE+              | Aeris      | Bronze        | \$12,999.99 |
| B-SNRS32-BRZ-AERIS-NG-MG | B-SNRS32-BRZ-AERIS-LP-MG | Blaze 4 LTE+ Marine Grade | Aeris      | Bronze        | \$13,999.99 |
| B-SNRS40-BRZ-AERIS-NG    | B-SNRS40-BRZ-AERIS-LP    | Blaze 5 LTE+              | Aeris      | Bronze        | \$13,499.99 |
| B-SNRS32-BRZ-KEON-NG     | B-SNRS32-BRZ-KEON-LP     | Blaze 4 LTE+              | Keon       | Bronze        | \$12,999.99 |
| B-SNRS32-BRZ-KEON-NG-MG  | B-SNRS32-BRZ-KEON-LP-MG  | Blaze 4 LTE+ Marine Grade | Keon       | Bronze        | \$13,999.99 |
| B-SNRS40-BRZ-KEON-NG     | B-SNRS40-BRZ-KEON-LP     | Blaze 5 LTE+              | Keon       | Bronze        | \$13,499.99 |
| B-SNRS32-GUN-AERIS-NG    | B-SNRS32-GUN-AERIS-LP    | Blaze 4 LTE+              | Aeris      | Gun Metal     | \$12,999.99 |
| B-SNRS32-GUN-AERIS-NG-MG | B-SNRS32-GUN-AERIS-LP-MG | Blaze 4 LTE+ Marine Grade | Aeris      | Gun Metal     | \$13,999.99 |
| B-SNRS40-GUN-AERIS-NG    | B-SNRS40-GUN-AERIS-LP    | Blaze 5 LTE+              | Aeris      | Gun Metal     | \$13,499.99 |
| B-SNRS32-GUN-KEON-NG     | B-SNRS32-GUN-KEON-LP     | Blaze 4 LTE+              | Keon       | Gun Metal     | \$12,999.99 |
| B-SNRS32-GUN-KEON-NG-MG  | B-SNRS32-GUN-KEON-LP-MG  | Blaze 4 LTE+ Marine Grade | Keon       | Gun Metal     | \$13,999.99 |
| B-SNRS40-GUN-KEON-NG     | B-SNRS40-GUN-KEON-LP     | Blaze 5 LTE+              | Keon       | Gun Metal     | \$13,499.99 |

### BACK PANEL

| Item #            | Description                           | Cabinet Color | Retail     |
|-------------------|---------------------------------------|---------------|------------|
| B-SNRS32-BCKP-BRZ | Back Panel for 8' Sunrise with 4 LTE+ | Bronze        | \$1,499.99 |
| B-SNRS40-BCKP-BRZ | Back Panel for 8' Sunrise with 5 LTE+ | Bronze        | \$1,599.99 |
| B-SNRS32-BCKP-GUN | Back Panel for 8' Sunrise with 4 LTE+ | Gun Metal     | \$1,499.99 |
| B-SNRS40-BCKP-GUN | Back Panel for 8' Sunrise with 5 LTE+ | Gun Metal     | \$1,599.99 |

### Base Colors



*For more details about Blaze components, see the Blaze section.*

### Countertops



# 10' GRILL ISLAND PACKAGES

Pre-configured Aluminum Islands



## 10' Morning Glow



Includes:

- 1 - top drawer, pull-out trash and recycling drawer (bins included)
- Gas Grill Base with doors
- Blaze 24" 5.5 cu ft Outdoor Rated Refrigerator
- 1 - door + drawer cabinet
- Blaze Premium LTE+ Grill - available in 4 or 5 burner models - NG or LP
- Marine Grade grill options available
- Aesthetic back panels sold separately

**DIMENSIONS:** 113 1/2"W x 36 1/2"H x 29 3/4"D with 4 LTE  
120 1/2"W x 36 1/2"H x 29 3/4"D with 5 LTE

### 10' MORNING GLOW *(Retail price INCLUDES freight. Ships direct from Blaze.)*

| Item # - NG              | Item # - LP              | Grill                     | Countertop | Cabinet Color | Retail      |
|--------------------------|--------------------------|---------------------------|------------|---------------|-------------|
| B-MNGL32-BRZ-AERIS-NG    | B-MNGL32-BRZ-AERIS-LP    | Blaze 4 LTE+              | Aeris      | Bronze        | \$15,999.99 |
| B-MNGL32-BRZ-AERIS-NG-MG | B-MNGL32-BRZ-AERIS-LP-MG | Blaze 4 LTE+ Marine Grade | Aeris      | Bronze        | \$16,999.99 |
| B-MNGL40-BRZ-AERIS-NG    | B-MNGL40-BRZ-AERIS-LP    | Blaze 5 LTE+              | Aeris      | Bronze        | \$16,499.99 |
| B-MNGL32-BRZ-KEON-NG     | B-MNGL32-BRZ-KEON-LP     | Blaze 4 LTE+              | Keon       | Bronze        | \$15,999.99 |
| B-MNGL32-BRZ-KEON-NG-MG  | B-MNGL32-BRZ-KEON-LP-MG  | Blaze 4 LTE+ Marine Grade | Keon       | Bronze        | \$16,999.99 |
| B-MNGL40-BRZ-KEON-NG     | B-MNGL40-BRZ-KEON-LP     | Blaze 5 LTE+              | Keon       | Bronze        | \$16,499.99 |
| B-MNGL32-GUN-AERIS-NG    | B-MNGL32-GUN-AERIS-LP    | Blaze 4 LTE+              | Aeris      | Gun Metal     | \$15,999.99 |
| B-MNGL32-GUN-AERIS-NG-MG | B-MNGL32-GUN-AERIS-LP-MG | Blaze 4 LTE+ Marine Grade | Aeris      | Gun Metal     | \$16,999.99 |
| B-MNGL40-GUN-AERIS-NG    | B-MNGL40-GUN-AERIS-LP    | Blaze 5 LTE+              | Aeris      | Gun Metal     | \$16,499.99 |
| B-MNGL32-GUN-KEON-NG     | B-MNGL32-GUN-KEON-LP     | Blaze 4 LTE+              | Keon       | Gun Metal     | \$15,999.99 |
| B-MNGL32-GUN-KEON-NG-MG  | B-MNGL32-GUN-KEON-LP-MG  | Blaze 4 LTE+ Marine Grade | Keon       | Gun Metal     | \$16,999.99 |
| B-MNGL40-GUN-KEON-NG     | B-MNGL40-GUN-KEON-LP     | Blaze 5 LTE+              | Keon       | Gun Metal     | \$16,499.99 |

### BACK PANEL


| Item #            | Description                                 | Cabinet Color | Retail     |
|-------------------|---|---------------|------------|
| B-MNGL32-BCKP-BRZ | Back Panel for 10' Morning Glow with 4 LTE+ | Bronze        | \$1,599.99 |
| B-MNGL40-BCKP-BRZ | Back Panel for 10' Morning Glow with 5 LTE+ | Bronze        | \$1,699.99 |
| B-MNGL32-BCKP-GUN | Back Panel for 10' Morning Glow with 4 LTE+ | Gun Metal     | \$1,599.99 |
| B-MNGL40-BCKP-GUN | Back Panel for 10' Morning Glow with 5 LTE+ | Gun Metal     | \$1,699.99 |

### Base Colors



Bronze Gun Metal

### Countertops



Aeris Keon



4 LTE+ or 4 LTE+ Marine Grade



5 LTE+



24" 5.5 cu ft  
Outdoor Rated  
Refrigerator

For more details about Blaze components, see the Blaze section.

# 10' GRILL ISLAND PACKAGES

Pre-configured Aluminum Islands



## 10' High Noon



**Includes:**

- 1 - top drawer, pull-out trash and recycling drawer (bins included)
- Gas Grill Base with doors
- 2 - door + drawer cabinets
- Blaze Premium LTE+ Grill - available in 4 or 5 burner models - NG or LP
- Marine Grade grill options available
- Aesthetic back panels sold separately

**DIMENSIONS:** 113 1/2"W x 36 1/2"H x 29 3/4"D with 4 LTE  
120 1/2"W x 36 1/2"H x 29 3/4"D with 5 LTE

### 10' HIGH NOON *(Retail price INCLUDES freight. Ships direct from Blaze.)*

| Item # - NG              | Item # - LP              | Grill                     | Countertop | Cabinet Color | Retail      |
|--------------------------|--------------------------|---------------------------|------------|---------------|-------------|
| B-HINO32-BRZ-AERIS-NG    | B-HINO32-BRZ-AERIS-LP    | Blaze 4 LTE+              | Aeris      | Bronze        | \$15,999.99 |
| B-HINO32-BRZ-AERIS-NG-MG | B-HINO32-BRZ-AERIS-LP-MG | Blaze 4 LTE+ Marine Grade | Aeris      | Bronze        | \$16,999.99 |
| B-HINO40-BRZ-AERIS-NG    | B-HINO40-BRZ-AERIS-LP    | Blaze 5 LTE+              | Aeris      | Bronze        | \$16,499.99 |
| B-HINO32-BRZ-KEON-NG     | B-HINO32-BRZ-KEON-LP     | Blaze 4 LTE+              | Keon       | Bronze        | \$15,999.99 |
| B-HINO32-BRZ-KEON-NG-MG  | B-HINO32-BRZ-KEON-LP-MG  | Blaze 4 LTE+ Marine Grade | Keon       | Bronze        | \$16,999.99 |
| B-HINO40-BRZ-KEON-NG     | B-HINO40-BRZ-KEON-LP     | Blaze 5 LTE+              | Keon       | Bronze        | \$16,499.99 |
| B-HINO32-GUN-AERIS-NG    | B-HINO32-GUN-AERIS-LP    | Blaze 4 LTE+              | Aeris      | Gun Metal     | \$15,999.99 |
| B-HINO32-GUN-AERIS-NG-MG | B-HINO32-GUN-AERIS-LP-MG | Blaze 4 LTE+ Marine Grade | Aeris      | Gun Metal     | \$16,999.99 |
| B-HINO40-GUN-AERIS-NG    | B-HINO40-GUN-AERIS-LP    | Blaze 5 LTE+              | Aeris      | Gun Metal     | \$16,499.99 |
| B-HINO32-GUN-KEON-NG     | B-HINO32-GUN-KEON-LP     | Blaze 4 LTE+              | Keon       | Gun Metal     | \$15,999.99 |
| B-HINO32-GUN-KEON-NG-MG  | B-HINO32-GUN-KEON-LP-MG  | Blaze 4 LTE+ Marine Grade | Keon       | Gun Metal     | \$16,999.99 |
| B-HINO40-GUN-KEON-NG     | B-HINO40-GUN-KEON-LP     | Blaze 5 LTE+              | Keon       | Gun Metal     | \$16,499.99 |

### BACK PANEL

| Item #            | Description                              | Cabinet Color | Retail     |
|-------------------|--|---------------|------------|
| B-HINO32-BCKP-BRZ | Back Panel for 10' High Noon with 4 LTE+ | Bronze        | \$1,899.99 |
| B-HINO40-BCKP-BRZ | Back Panel for 10' High Noon with 5 LTE+ | Bronze        | \$1,999.99 |
| B-HINO32-BCKP-GUN | Back Panel for 10' High Noon with 4 LTE+ | Gun Metal     | \$1,899.99 |
| B-HINO40-BCKP-GUN | Back Panel for 10' High Noon with 5 LTE+ | Gun Metal     | \$1,999.99 |

### Base Colors




Bronze Gun Metal



4 LTE+ or 4 LTE+ Marine Grade

For more details about Blaze components, see the Blaze section.

### Countertops



Aeris Keon



5 LTE+

# 10' GRILL ISLAND PACKAGES

Pre-configured Aluminum Islands

**BLAZE**

URBAN  
**Bonfire**  
URBAN

## 10' Golden Hour



Includes:

- 1 - top drawer, pull-out trash and recycling drawer (bins included)
- Gas Grill Base with doors
- Blaze 24" 5.5 cu ft Outdoor Rated Refrigerator
- Blaze Premium LTE+ Grill - available in 4 or 5 burner models - NG or LP
- Marine Grade grill options available
- 16.5" Outdoor Rated Sink and Faucet with under-cabinet storage
- Aesthetic back panels sold separately

**DIMENSIONS:** 113 ½"W x 36 ½"H x 29 ¾"D with 4 LTE  
120 ½"W x 36 ½"H x 29 ¾"D with 5 LTE

## 10' GOLDEN HOUR (Retail price INCLUDES freight. Ships direct from Blaze.)

| Item # - NG              | Item # - LP              | Grill                     | Countertop | Cabinet Color | Retail      |
|--------------------------|--------------------------|---------------------------|------------|---------------|-------------|
| B-GLDH32-BRZ-AERIS-NG    | B-GLDH32-BRZ-AERIS-LP    | Blaze 4 LTE+              | Aeris      | Bronze        | \$17,499.99 |
| B-GLDH32-BRZ-AERIS-NG-MG | B-GLDH32-BRZ-AERIS-LP-MG | Blaze 4 LTE+ Marine Grade | Aeris      | Bronze        | \$18,499.99 |
| B-GLDH40-BRZ-AERIS-NG    | B-GLDH40-BRZ-AERIS-LP    | Blaze 5 LTE+              | Aeris      | Bronze        | \$17,999.99 |
| B-GLDH32-BRZ-KEON-NG     | B-GLDH32-BRZ-KEON-LP     | Blaze 4 LTE+              | Keon       | Bronze        | \$17,499.99 |
| B-GLDH32-BRZ-KEON-NG-MG  | B-GLDH32-BRZ-KEON-LP-MG  | Blaze 4 LTE+ Marine Grade | Keon       | Bronze        | \$18,499.99 |
| B-GLDH40-BRZ-KEON-NG     | B-GLDH40-BRZ-KEON-LP     | Blaze 5 LTE+              | Keon       | Bronze        | \$17,999.99 |
| B-GLDH32-GUN-AERIS-NG    | B-GLDH32-GUN-AERIS-LP    | Blaze 4 LTE+              | Aeris      | Gun Metal     | \$17,499.99 |
| B-GLDH32-GUN-AERIS-NG-MG | B-GLDH32-GUN-AERIS-LP-MG | Blaze 4 LTE+ Marine Grade | Aeris      | Gun Metal     | \$18,499.99 |
| B-GLDH40-GUN-AERIS-NG    | B-GLDH40-GUN-AERIS-LP    | Blaze 5 LTE+              | Aeris      | Gun Metal     | \$17,999.99 |
| B-GLDH32-GUN-KEON-NG     | B-GLDH32-GUN-KEON-LP     | Blaze 4 LTE+              | Keon       | Gun Metal     | \$17,499.99 |
| B-GLDH32-GUN-KEON-NG-MG  | B-GLDH32-GUN-KEON-LP-MG  | Blaze 4 LTE+ Marine Grade | Keon       | Gun Metal     | \$18,499.99 |
| B-GLDH40-GUN-KEON-NG     | B-GLDH40-GUN-KEON-LP     | Blaze 5 LTE+              | Keon       | Gun Metal     | \$17,999.99 |

## BACK PANEL

| Item #            | Description                                | Cabinet Color | Retail     |
|-------------------|--|---------------|------------|
| B-GLDH32-BCKP-BRZ | Back Panel for 10' Golden Hour with 4 LTE+ | Bronze        | \$1,499.99 |
| B-GLDH40-BCKP-BRZ | Back Panel for 10' Golden Hour with 5 LTE+ | Bronze        | \$1,599.99 |
| B-GLDH32-BCKP-GUN | Back Panel for 10' Golden Hour with 4 LTE+ | Gun Metal     | \$1,499.99 |
| B-GLDH40-BCKP-GUN | Back Panel for 10' Golden Hour with 5 LTE+ | Gun Metal     | \$1,599.99 |

## Base Colors



Bronze

Gun Metal



4 LTE+ or 4 LTE+ Marine Grade



5 LTE+




24" 5.5 cu ft  
Outdoor Rated  
Refrigerator



16.5" Outdoor Rated  
Sink and Faucet

## Countertops



Aeris

Keon

For more details about Blaze components, see the Blaze section.

# 10' GRILL ISLAND PACKAGES

Pre-configured Aluminum Islands



FINISHED KITCHEN ISLANDS

## 10' Sunset



Includes:

- 1 - top drawer, pull-out trash and recycling drawer (bins included)
- Gas Grill Base with doors
- 1 - door + drawer cabinet
- Blaze Premium LTE+ Grill - available in 4 or 5 burner models - NG or LP
- Marine Grade grill options available
- 16.5" Outdoor Rated Sink and Faucet with under-cabinet storage
- Aesthetic back panels sold separately

**DIMENSIONS:** 113 1/2"W x 36 1/2"H x 29 3/4"D with 4 LTE  
120 1/2"W x 36 1/2"H x 29 3/4"D with 5 LTE

## 10' SUNSET (Retail price INCLUDES freight. Ships direct from Blaze.)

| Item # - NG              | Item # - LP              | Grill                     | Countertop | Cabinet Color | Retail      |
|--------------------------|--------------------------|---------------------------|------------|---------------|-------------|
| B-SNST32-BRZ-AERIS-NG    | B-SNST32-BRZ-AERIS-LP    | Blaze 4 LTE+              | Aeris      | Bronze        | \$17,499.99 |
| B-SNST32-BRZ-AERIS-NG-MG | B-SNST32-BRZ-AERIS-LP-MG | Blaze 4 LTE+ Marine Grade | Aeris      | Bronze        | \$18,499.99 |
| B-SNST40-BRZ-AERIS-NG    | B-SNST40-BRZ-AERIS-LP    | Blaze 5 LTE+              | Aeris      | Bronze        | \$17,999.99 |
| B-SNST32-BRZ-KEON-NG     | B-SNST32-BRZ-KEON-LP     | Blaze 4 LTE+              | Keon       | Bronze        | \$17,499.99 |
| B-SNST32-BRZ-KEON-NG-MG  | B-SNST32-BRZ-KEON-LP-MG  | Blaze 4 LTE+ Marine Grade | Keon       | Bronze        | \$18,499.99 |
| B-SNST40-BRZ-KEON-NG     | B-SNST40-BRZ-KEON-LP     | Blaze 5 LTE+              | Keon       | Bronze        | \$17,999.99 |
| B-SNST32-GUN-AERIS-NG    | B-SNST32-GUN-AERIS-LP    | Blaze 4 LTE+              | Aeris      | Gun Metal     | \$17,499.99 |
| B-SNST32-GUN-AERIS-NG-MG | B-SNST32-GUN-AERIS-LP-MG | Blaze 4 LTE+ Marine Grade | Aeris      | Gun Metal     | \$18,499.99 |
| B-SNST40-GUN-AERIS-NG    | B-SNST40-GUN-AERIS-LP    | Blaze 5 LTE+              | Aeris      | Gun Metal     | \$17,999.99 |
| B-SNST32-GUN-KEON-NG     | B-SNST32-GUN-KEON-LP     | Blaze 4 LTE+              | Keon       | Gun Metal     | \$17,499.99 |
| B-SNST32-GUN-KEON-NG-MG  | B-SNST32-GUN-KEON-LP-MG  | Blaze 4 LTE+ Marine Grade | Keon       | Gun Metal     | \$18,499.99 |
| B-SNST40-GUN-KEON-NG     | B-SNST40-GUN-KEON-LP     | Blaze 5 LTE+              | Keon       | Gun Metal     | \$17,999.99 |

## BACK PANEL

| Item #            | Description                           | Cabinet Color | Retail     |
|-------------------|---------------------------------------|---------------|------------|
| B-SNST32-BCKP-BRZ | Back Panel for 10' Sunset with 4 LTE+ | Bronze        | \$1,899.99 |
| B-SNST40-BCKP-BRZ | Back Panel for 10' Sunset with 5 LTE+ | Bronze        | \$1,999.99 |
| B-SNST32-BCKP-GUN | Back Panel for 10' Sunset with 4 LTE+ | Gun Metal     | \$1,899.99 |
| B-SNST40-BCKP-GUN | Back Panel for 10' Sunset with 5 LTE+ | Gun Metal     | \$1,999.99 |

## Base Colors



Bronze Gun Metal




4 LTE+ or 4 LTE+ Marine Grade



16.5" Outdoor Rated Sink and Faucet

## Countertops



Aeris Keon



5 LTE+

For more details about Blaze components, see the Blaze section.

# FIREFLY KITCHEN ISLANDS

**EZ FINISH**  
Outdoor Systems

## Aluminum Clad Islands

Aluminum cladding in five colors and three plank styles with granite countertop options. Non-combustible, no rust materials maintain structural integrity and bolt together in minutes. Lightweight for multiple surfaces including decks, patios or pavers. Grills and Components sold separately.



- ✓ **Aircraft Grade Aluminum Bar Stock**  
Structures are welded 6061-T6 aircraft grade aluminum bar stock. This keeps the kitchen lightweight without sacrificing structural integrity.
- ✓ **Non-Combustible Materials**  
Eliminates the need for insulation. Lightweight for decks or patios.
- ✓ **2 Sizes**  
6' and 8' islands both include space for a grill and storage. Custom designs available.
- ✓ **Weatherproof**  
Won't rust or rot and requires no seasonal maintenance.
- ✓ **Bolts Together Easily**  
Simply bolt the 2 end panels to the front and back panels with included hardware. Add pre-drilled, included cross supports in designated locations and you are ready to install the countertop and appliances.
- ✓ **5 Aluminum Veneer Cladding Colors in 3 Styles**  
Black, Espresso, Grey, Oak and Pine available in three different plank styles to suit your aesthetic.
- ✓ **Granite Countertops**  
Choose from White Ice or Steel Grey granite countertops to finish the look when using Blaze grills.

**Bolt Together**  
Hardware included.



**Wood Look**  
Non-combustible Aluminum




**Fits up to 34" Grill**  
Choose the brand you love the most.



# 6' AND 8' GRILL ISLANDS

## Aluminum Clad Islands

Contact EZ Finish for details and ordering 716.725.0236.



### 6' Firefly

- Fits up to 34" Grill and Door/Drawer
- Fits up to 20" Trash Drawer
- Available in 3 Plank Styles and 5 Colors
- Granite Countertops in 2 Colors available for Blaze

**DIMENSIONS: 73"W x 36 ¾"H x 30 ½"D**

### 6' ISLAND *(Components sold separately. Ordered and shipped direct from EZ Finish.)*

| Description        | Details   | Retail  |
|--------------------|---|---------|
| 6' Aluminum Island | Contact EZ-Finish to order and specify color and finish details.                | \$4,836 |
| 6' Countertop      | Contact EZ-Finish to order and specify color. Compatible with Blaze 32" Grills. | \$1,276 |

### 8' Firefly



- Fits up to 34" Grill and Door/Drawer
- Fits up to 20" Trash Drawer
- Fits up to 24" Refrigerator
- Available in 3 Plank Styles and 5 Colors
- Granite Countertops in 2 Colors available for Blaze

**DIMENSIONS: 104"W x 36 ¾"H x 30 ½"D**

### 8' ISLAND *(Components sold separately. Ordered and shipped direct from EZ Finish.)*

| Description        | Details   | Retail  |
|--------------------|---|---------|
| 8' Aluminum Island | Contact EZ Finish to order and specify color and finish details.                | \$6,408 |
| 8' Countertop      | Contact EZ-Finish to order and specify color. Compatible with Blaze 32" Grills. | \$1,875 |

#### Base Colors



Charcoal

Espresso

Grey

Oak

Pine

#### Plank Styles




Universal 2+2

Universal 4+4

Universal 140

#### Granite Colors



Ice White

Steel Grey

*Custom configurations available.*

# DURABULL KITCHENS

## High-density Polyethylene Islands



DuraBULL™

DuraKitchens™ pairs quality USA craftsmanship with cutting edge innovation. Constructed of HDPE (High-density polyethylene), this Outdoor Kitchen collection offers elegance with casual sophistication. Innovative materials, advanced manufacturing, and thoughtful design allow DuraBull™ to synthesize classic styling with a modern curve.



- ✓ **Durable Construction**  
The 3/4" marine-grade HDPE is UV and weather-resistant. Cabinets will never rot, delaminate, or splinter and never need refinishing.
- ✓ **Easy to Clean**  
Easy-to-clean surfaces means you spend more time enjoying your Outdoor Kitchen and less time cleaning them.
- ✓ **Limited Lifetime Warranty**  
Assures the cabinetry you are buying is of good quality and without manufacturing defects, for years of worry-free enjoyment.
- ✓ **100% Recyclable**  
HDPE cabinets have a recycling code of 2, which means at the end of its lifetime, it is easily recycled into usable products for home and garden.
- ✓ **Innovative Technology**  
Uniquely constructed with a hidden patented joinery technology for a beautiful finish with no visible fasteners.
- ✓ **Designed in the USA**  
Discover the excellence of American ingenuity with our proprietary, and unique products. DuraBull™ cabinetry is manufactured and hand-assembled with materials sourced from American companies.

### Double Trash/Recycling Drawer Poly-Glide System



### Safely Constructed CSA Approved Fully Vented Grill Cabinets



### Interior & Exterior Perfect Color Match System



# 8' AND 10' GRILL ISLAND PACKAGES

High-density Polyethylene Islands



DuraBULL™

FINISHED KITCHEN ISLANDS

## 8' Myrtle Beach



Includes:

- Angus 4-Burner Stainless Steel Grill
- Granite Countertop
- HDPE Marine Grade ¾" Base
- Deluxe SS Refrigerator 5.0 cu ft
- Double Trash Drawer
- CSA Certified Venting

**DIMENSIONS: 98"W x 36"H x 29"D**

### 8' MYRTLE BEACH *(Ships direct from Bull.)*

| Item # - NG | Item # - LP | Grill | Countertop     | Cabinet Color | Retail   |
|-------------|-------------|-------|----------------|---------------|----------|
| 53725       | 53724       | Angus | Midnight Black | Charcoal Grey | \$12,949 |
| 53701       | 53700       | Angus | Coffee Brown   | Dune          | \$12,949 |
| 53713       | 53712       | Angus | Galaxy White   | Symphony Blue | \$12,949 |

## 10' Charleston



Includes:


- Angus 4-Burner Stainless Steel Grill
- Granite Countertop
- HDPE Marine Grade ¾" Base
- Deluxe SS Refrigerator 5.0 cu ft
- Triple Drawer Storage
- CSA Certified Venting

**DIMENSIONS: 122"W x 36"H x 29"D**

### 10' CHARLESTON *(Ships direct from Bull.)*


| Item # - NG | Item # - LP | Grill | Countertop     | Cabinet Color | Retail   |
|-------------|-------------|-------|----------------|---------------|----------|
| 53727       | 53726       | Angus | Midnight Black | Charcoal Grey | \$15,459 |
| 53703       | 53702       | Angus | Coffee Brown   | Dune          | \$15,459 |
| 53715       | 53714       | Angus | Galaxy White   | Symphony Blue | \$15,459 |

### Base Colors



Symphony Blue    Charcoal Grey    Dune

### Granite Colors



Galaxy White    Coffee Brown    Midnight Black



Angus 4-Burner  
Stainless Steel Grill



5.0 cu ft  
Deluxe SS  
Refrigerator

# TRU ISLAND PACKAGES

Ready-to-Assemble Concrete Islands

**TRU**  
INNOVATIVE  
OUTDOOR

## FEATURING

- TRU Ready-to-Assemble Islands
- Blaze Grills & Accessories
- High-strength durable concrete base
- Self-supporting structure, no need for additional framing
- Sectioned premium granite counters for ease of installation process (3 options available)



Lines between indoor and outdoor spaces in the home are increasingly blurred. We believe the outdoor living space should reflect the same luxury and functionality you find in a modern kitchen. TRU Ready-to-Assemble Outdoor Islands with Blaze Outdoor Grills meet these objectives with industry leading technology and design. Our award-winning Outdoor Kitchen Islands will bring that luxury and functionality to your outdoor kitchen!

## 7' Bar Island

Turn any island into an "L" shape island with a bar. These 7' sections are available and an easily added to any standard grill island. Narrow base with bar overhang only, no doors.

**DIMENSIONS: 78"W x 38 1/4"H x 15 1/8"D** (Countertop: 80"W x 25 1/2"D)

**\$4,275 Retail**

| Item #     | Island              | Counter Top                 |
|------------|---------------------|-----------------------------|
| B37011202  | Grey Stacked Stone  | Cloudy White Granite        |
| B37011201  | Grey Stacked Stone  | Steel Grey Polished Granite |
| B37011101  | Brown Stacked Stone | Steel Grey Polished Granite |
| B37011302* | White Stacked Stone | Cloudy White Granite        |
| B37011303* | White Stacked Stone | Black Granite               |

7' Bar Island with double doors available to special order. Call for details.



7' Bar Island

\*Special Order



Grey Stacked Wall Stone with Cloudy White Top Granite



Grey Stacked Wall Stone with Steel Grey Polished Top Granite



Brown Stacked Wall Stone with Steel Grey Polished Top Granite



White Stacked Wall Stone with Cloudy White Top Granite



White Stacked Wall Stone with Black Top Granite

# TRU ISLAND PACKAGES

Ready-to-Assemble Concrete Islands

## 6' Island Package

Includes: Concrete Island, 1 ¼" Granite Counter Top, 32" Blaze LTE+ Grill Head, 32" Double Doors, and 5.5 cu. ft. Outdoor Refrigerator

**DIMENSIONS:** 72"W x 35 ¾"H x 22 ½"D (Countertop: 74"W x 25 ½"D)

**\$8,620 Retail**

| Item #        | Island              | Counter Top                 |
|---------------|---------------------|-----------------------------|
| B26021202-NG  | Grey Stacked Stone  | Cloudy White Granite        |
| B26021201-NG  | Grey Stacked Stone  | Steel Grey Polished Granite |
| B26021101-NG  | Brown Stacked Stone | Steel Grey Polished Granite |
| B26021302-NG* | White Stacked Stone | Cloudy White Granite        |
| B26021303-NG* | White Stacked Stone | Black Granite               |
| B26021202-LP  | Grey Stacked Stone  | Cloudy White Granite        |
| B26021201-LP  | Grey Stacked Stone  | Steel Grey Polished Granite |
| B26021101-LP  | Brown Stacked Stone | Steel Grey Polished Granite |
| B26021302-LP* | White Stacked Stone | Cloudy White Granite        |
| B26021303-LP* | White Stacked Stone | Black Granite               |



## 8' Island Packages

Includes: Concrete Island, 1 ¼" Granite Counter Top, 32" Blaze LTE+ Grill Head, 32" Double Doors, 16" Power Side Burner, 16" Double Drawers, and 5.5 cu. ft. Outdoor Refrigerator.

**DIMENSIONS:** 90"W x 35 ¾"H x 22 ½"D (Countertop: 92"W x 25 ½"D)

**\$11,334 Retail**

| Item #        | Island              | Counter Top                 |
|---------------|---------------------|-----------------------------|
| B28011202-NG  | Grey Stacked Stone  | Cloudy White Granite        |
| B28011201-NG  | Grey Stacked Stone  | Steel Grey Polished Granite |
| B28011101-NG* | Brown Stacked Stone | Steel Grey Polished Granite |
| B28011302-NG* | White Stacked Stone | Cloudy White Granite        |
| B28011303-NG* | White Stacked Stone | Black Granite               |
| B28011202-LP  | Grey Stacked Stone  | Cloudy White Granite        |
| B28011201-LP  | Grey Stacked Stone  | Steel Grey Polished Granite |
| B28011101-LP* | Brown Stacked Stone | Steel Grey Polished Granite |
| B28011302-LP* | White Stacked Stone | Cloudy White Granite        |
| B28011303-LP* | White Stacked Stone | Black Granite               |




\*Special Order



Grey Stacked Wall Stone with Cloudy White Top Granite



Grey Stacked Wall Stone with Steel Grey Polished Top Granite



Brown Stacked Wall Stone with Steel Grey Polished Top Granite



White Stacked Wall Stone with Cloudy White Top Granite



White Stacked Wall Stone with Black Top Granite

# BARON ISLAND SERIES



590i Shadow Island



490i Shadow Island

Finally a smarter choice for grilling centers. Broil King's Baron Island series is a match of performance and luxury designed for the professional outdoor chef.

## ISLAND

| Item #   | Description         | Tube Burners | BTU's  | Cooking Surface | Side Burner   | Includes Rotisserie Kit | Retail  |
|----------|---------------------|--------------|--------|-----------------|---------------|-------------------------|---------|
| BK876844 | 70" Baron 590I - LP | 5            | 45,000 | 570 sq. in.     | Infrared Sear | ✓                       | \$3,999 |
| BK876847 | 70" Baron 590I - NG | 5            | 45,000 | 570 sq. in.     | Infrared Sear | ✓                       | \$3,999 |
| BK875844 | 63" Baron 490I - LP | 4            | 40,000 | 460 sq. in.     | Infrared Sear | ✓                       | \$3,499 |
| BK875847 | 63" Baron 490I - NG | 4            | 40,000 | 460 sq. in.     | Infrared Sear | ✓                       | \$3,499 |
| BK875814 | 63" Baron 420I - LP | 4            | 40,000 | 460 sq. in.     | ✗             | ✗                       | \$2,999 |
| BK875817 | 63" Baron 420I - NG | 4            | 40,000 | 460 sq. in.     | ✗             | ✗                       | \$2,999 |

## ACCESSORIES

| Item #  | Description                           | Retail  |
|---------|---------------------------------------|---------|
| BK67588 | Head Cover, Baron 500 Series - Select | \$89.99 |
| BK67587 | Head Cover, Baron 400 Series - Select | \$79.99 |

### Baron Island Features & Benefits:

- Stainless Steel 8 mm Cooking Grids
- Dual-Tube Burners
- Stainless Steel Warming Rack
- Flav-R-Wave Cooking System
- Electronic Ignition
- Illuminated Control Knobs
- Galvanized Steel Cabinet Drawers
- Soft Close Doors and Drawers
- Stainless Steel Counter Top
- Pull-out Tank Drawer (LP)
- Pull-out Cabinet with Trash and Recycling Bins
- Includes Cast Iron Griddle



# IMPERIAL ISLAND SERIES

**Broil King®**

FINISHED KITCHEN ISLANDS



**Imperial S 690I**



**Imperial QS 690I**



**Imperial S 590I**



**Imperial QS 590I**

## IMPERIAL ISLAND (Ships direct from Broil King.)

| Item #   | Description               | iQue | Tube Burners | BTU    | Cooking Surface | Finish | Retail  |
|----------|---------------------------|------|--------------|--------|-----------------|--------|---------|
| BK897844 | 87" Imperial S 690I - LP  | ✗    | 6            | 60,000 | 750 sq. in.     | SS     | \$8,999 |
| BK897847 | 87" Imperial S 690I - NG  | ✗    | 6            | 60,000 | 750 sq. in.     | SS     | \$8,999 |
| BK699884 | 87" Imperial QS 690I - LP | ✓    | 6            | 60,000 | 750 sq. in.     | SS     | \$9,799 |
| BK699887 | 87" Imperial QS 690I - NG | ✓    | 6            | 60,000 | 750 sq. in.     | SS     | \$9,799 |
| BK896844 | 79" Imperial S 590I - LP  | ✗    | 5            | 55,000 | 625 sq. in.     | SS     | \$7,999 |
| BK896847 | 79" Imperial S 590I - NG  | ✗    | 5            | 55,000 | 625 sq. in.     | SS     | \$7,999 |
| BK698884 | 79" Imperial QS 590I - LP | ✓    | 5            | 55,000 | 625 sq. in.     | SS     | \$8,799 |
| BK698887 | 79" Imperial QS 590I - NG | ✓    | 5            | 55,000 | 625 sq. in.     | SS     | \$8,799 |

## ACCESSORIES

| Item #  | Description  | Retail  |
|---------|--|---------|
| BK11239 | Deluxe Griddle   | \$64.99 |
| BK11339 | Plancha, Imperial/Regal, Porcelain Finish<br>(Occupies space of 3 cooking grids) | \$89.99 |



Imperial  
Product Overview



iQue Technology  
Video



### Features & Benefits:

- Dual Tube Burners
- Flav-R-Cast Stainless Steel Cooking Grids
- Stainless Steel Warming Rack
- Built-in Oven Lights
- Illuminated Control Knobs
- Flav-R-Wave Cooking System
- Stainless Steel Cabinet Drawers
- Pull-out Cabinet with Trash and Recycling Bins
- LP Tank Holder
- Granite Counter Top
- Includes Side Burner, Rotisserie Kit and Premium Cover

### iQue Features & Benefits:

- iQue Technology Control
- WiFi and Bluetooth Enabled
- Digital Interface
- iQue Tank Scale



CHALLENGER DESIGNS

COASTAL



COASTAL NON-STOCK

Visit: <https://go.empiredistributing.net/outdoor-catalog> for current pricing.



2025 MAP PRICING  
NON-STOCKING CABINETS

effective 7/15/25



Scan QR Code  
for current  
pricing.

## DOOR STYLE OPTIONS



PAN DOOR



SHAKER DOOR



RIBBED SHAKER DOOR

COASTAL NON-STOCK

## HANDLE OPTIONS



9" HANDLE  
STAINLESS STEEL



9" HANDLE  
STAINLESS STEEL  
BLACK



9" HANDLE  
STAINLESS STEEL  
BRONZE

## CABINET COLOR OPTIONS



ANTHRACITE



CAPPUCCINO



TEXTURED  
GREY GLIMMER



SPECKLED  
WALNUT



TEXTURED  
WHITE



TEXTURED  
BLACK



SANDY  
SHORE



GRAPHITE

## COUNTERTOP OPTIONS



BRUSHED  
STAINLESS STEEL



COPPER  
VEIN




SILVER  
VEIN



SPECKLED  
WALNUT



TEXTURED  
BLACK



WHITE  
VEIN

# CABINETS

- Coastal Cabinets accommodate most 32" Grills - with MAX CUTOUT of 30 ¾"W
- Standard with legs, specify casters if otherwise (Casters not available on refrigerator units.)
- Models and layouts are as is, no deviations or changes
- Covers not available
- All cabinets in these price pages are non-stocking. They will ship direct from Challenger. Freight charges will apply.

## CST-64-KDDW

DIMENSIONS: 64"W x 36.25"H x 31"D

Accommodates: most Med/LG/XL Kamado Grills



FROM LEFT TO RIGHT:  
KAMADO GRILL BASE | SINGLE DRAWER  
DOOR BASE | PULL OUT WASTE BIN BASE  
WITH DRAWER

| Item #           | Countertop             | Door Style | MSRP    |
|------------------|------------------------|------------|---------|
| CST-64-KDDW-AT-P | Powder Coated Aluminum | Pan        | \$4,339 |
| CST-64-KDDW-AT-S | Powder Coated Aluminum | Shaker     | \$4,556 |
| CST-64-KDDW-AT-R | Powder Coated Aluminum | Ribbed     | \$4,556 |
| CST-64-KDDW-SS-P | Stainless Steel        | Pan        | \$5,287 |
| CST-64-KDDW-SS-S | Stainless Steel        | Shaker     | \$5,552 |
| CST-64-KDDW-SS-R | Stainless Steel        | Ribbed     | \$5,552 |
| CST-64-KDDW-P    | No Top                 | Pan        | \$3,905 |
| CST-64-KDDW-S    | No Top                 | Shaker     | \$4,100 |
| CST-64-KDDW-R    | No Top                 | Ribbed     | \$4,100 |

### ACCESSORIES

| Item #      | Description                                   | MSRP  |
|-------------|---|-------|
| TBH         | Towel Bar Handle <i>(Specify Island Side)</i> | \$286 |
| 4CASTERS    | Casters, 2 Stationary & 2 Swivel Locking      | \$0   |
| CST-64-TK   | Toe Kick Kit                                  | \$496 |
| GRATEHANGER | Grate Hanger, Stainless Steel                 | \$21  |
| TOOLHOOK    | Tool/Utensil Hook, Textured Black             | \$4   |

## CST-67.25-GWS

DIMENSIONS: 67.25"W x 36.25"H x 25"D

Accommodates: most 32" or Smaller Gas Grills



FROM LEFT TO RIGHT:  
GAS GRILL BASE | PULL OUT WASTE BIN BASE  
WITH DRAWER | SINK BASE WITH SINK

MAXIMUM CUTOUTS:  
30.75" W x 22.5" D x 13.25" H  
(HEIGHT WITH COUNTERTOP)

| Item #             | Countertop             | Door Style | MSRP    |
|--------------------|------------------------|------------|---------|
| CST-67.25-GWS-AT-P | Powder Coated Aluminum | Pan        | \$4,339 |
| CST-67.25-GWS-AT-S | Powder Coated Aluminum | Shaker     | \$4,556 |
| CST-67.25-GWS-AT-R | Powder Coated Aluminum | Ribbed     | \$4,556 |
| CST-67.25-GWS-SS-P | Stainless Steel        | Pan        | \$5,287 |
| CST-67.25-GWS-SS-S | Stainless Steel        | Shaker     | \$5,552 |
| CST-67.25-GWS-SS-R | Stainless Steel        | Ribbed     | \$5,552 |
| CST-67.25-GWS-P    | No Top                 | Pan        | \$3,905 |
| CST-67.25-GWS-S    | No Top                 | Shaker     | \$4,100 |
| CST-67.25-GWS-R    | No Top                 | Ribbed     | \$4,100 |

### ACCESSORIES

| Item #       | Description  | MSRP  |
|--------------|--|-------|
| TBH          | Towel Bar Handle <i>(Specify Island Side)</i>      | \$286 |
| 6CASTERS     | Casters, 2 Stationary, 2 Swivel & 2 Swivel Locking | \$0   |
| CST-67.25-TK | Toe Kick Kit                                       | \$496 |
| WTP          | On Demand Water System                             | \$643 |
| TOOLHOOK     | Tool/Utensil Hook, Textured Black                  | \$4   |

**NOTE** - WHEN PLACING YOUR ORDER, PLEASE SPECIFY THE FOLLOWING INFORMATION:  
GRILL MODEL | POWDER COATED COUNTER TOP FINISH | CABINET COLOR | HANDLE STYLE

# CST-67.25-GWDD

DIMENSIONS: 67.25"W x 36.25"H x 25"D

Accommodates: most 32" or Smaller Grills



FROM LEFT TO RIGHT:  
GAS GRILL BASE | PULL OUT WASTE BIN BASE WITH DRAWER | SINGLE DRAWER DOOR BASE

MAXIMUM CUTOUTS:  
30.75" W x 22.5" D x 13.25" H  
(HEIGHT WITH COUNTERTOP)

| Item #              | Countertop             | Door Style | MSRP    |
|---------------------|------------------------|------------|---------|
| CST-67.25-GWDD-AT-P | Powder Coated Aluminum | Pan        | \$4,339 |
| CST-67.25-GWDD-AT-S | Powder Coated Aluminum | Shaker     | \$4,556 |
| CST-67.25-GWDD-AT-R | Powder Coated Aluminum | Ribbed     | \$4,556 |
| CST-67.25-GWDD-SS-P | Stainless Steel        | Pan        | \$5,287 |
| CST-67.25-GWDD-SS-S | Stainless Steel        | Shaker     | \$5,552 |
| CST-67.25-GWDD-SS-R | Stainless Steel        | Ribbed     | \$5,552 |
| CST-67.25-GWDD-P    | No Top                 | Pan        | \$3,905 |
| CST-67.25-GWDD-S    | No Top                 | Shaker     | \$4,100 |
| CST-67.25-GWDD-R    | No Top                 | Ribbed     | \$4,100 |

## ACCESSORIES

| Item #       | Description  | MSRP  |
|--------------|--|-------|
| TBH          | Towel Bar Handle <i>(Specify Island Side)</i>      | \$286 |
| 6CASTERS     | Casters, 2 Stationary, 2 Swivel & 2 Swivel Locking | \$0   |
| CST-67.25-TK | Toe Kick Kit                                       | \$496 |
| TOOLHOOK     | Tool/Utensil Hook, Textured Black                  | \$4   |

COASTAL NON-STOCK

# CST-67.25-DDGW

DIMENSIONS: 67.25"W x 36.25"H x 25"D

Accommodates: most 32" or Smaller Gas Grills



FROM LEFT TO RIGHT:  
SINGLE DRAWER DOOR BASE | GAS GRILL BASE | PULL OUT WASTE BIN WITH DRAWER

MAXIMUM CUTOUTS:  
30.75" W x 22.5" D x 13.25" H  
(HEIGHT WITH COUNTERTOP)

| Item #              | Countertop             | Door Style | MSRP    |
|---------------------|------------------------|------------|---------|
| CST-67.25-DDGW-AT-P | Powder Coated Aluminum | Pan        | \$4,339 |
| CST-67.25-DDGW-AT-S | Powder Coated Aluminum | Shaker     | \$4,556 |
| CST-67.25-DDGW-AT-R | Powder Coated Aluminum | Ribbed     | \$4,556 |
| CST-67.25-DDGW-SS-P | Stainless Steel        | Pan        | \$5,287 |
| CST-67.25-DDGW-SS-S | Stainless Steel        | Shaker     | \$5,552 |
| CST-67.25-DDGW-SS-R | Stainless Steel        | Ribbed     | \$5,552 |
| CST-67.25-DDGW-P    | No Top                 | Pan        | \$3,905 |
| CST-67.25-DDGW-S    | No Top                 | Shaker     | \$4,100 |
| CST-67.25-DDGW-R    | No Top                 | Ribbed     | \$4,100 |

## ACCESSORIES

| Item #       | Description  | MSRP  |
|--------------|--|-------|
| TBH          | Towel Bar Handle <i>(Specify Island Side)</i>      | \$286 |
| 6CASTERS     | Casters, 2 Stationary, 2 Swivel & 2 Swivel Locking | \$0   |
| CST-67.25-TK | Toe Kick Kit                                       | \$496 |
| TOOLHOOK     | Tool/Utensil Hook, Textured Black                  | \$4   |

**NOTE** - WHEN PLACING YOUR ORDER, PLEASE SPECIFY THE FOLLOWING INFORMATION:  
GRILL MODEL | POWDER COATED COUNTER TOP FINISH | CABINET COLOR | HANDLE STYLE

# CST-73.5-GRW

DIMENSIONS: 73.5"W x 36.25"H x 25"D

Accommodates: most 32" or Smaller Grills

(FOR 21" REFRIGERATOR)



FROM LEFT TO RIGHT:  
GAS GRILL BASE | 21.5"W x 33.625"H REFRIG  
OPENING | PULL OUT WASTE BIN WITH  
DRAWER

MAXIMUM CUTOUTS:  
30.75" W x 22.5" D x 13.25" H  
(HEIGHT WITH COUNTERTOP)

| Item #            | Countertop             | Door Style | MSRP    |
|-------------------|------------------------|------------|---------|
| CST-73.5-GRW-AT-P | Powder Coated Aluminum | Pan        | \$3,654 |
| CST-73.5-GRW-AT-S | Powder Coated Aluminum | Shaker     | \$3,837 |
| CST-73.5-GRW-AT-R | Powder Coated Aluminum | Ribbed     | \$3,837 |
| CST-73.5-GRW-SS-P | Stainless Steel        | Pan        | \$4,453 |
| CST-73.5-GRW-SS-S | Stainless Steel        | Shaker     | \$4,675 |
| CST-73.5-GRW-SS-R | Stainless Steel        | Ribbed     | \$4,675 |
| CST-73.5-GRW-P    | No Top                 | Pan        | \$3,289 |
| CST-73.5-GRW-S    | No Top                 | Shaker     | \$3,453 |
| CST-73.5-GRW-R    | No Top                 | Ribbed     | \$3,453 |

## ACCESSORIES

| Item #      | Description                                   | MSRP  |
|-------------|---|-------|
| TBH         | Towel Bar Handle <i>(Specify Island Side)</i> | \$286 |
| CST-73.5-TK | Toe Kick Kit                                  | \$496 |
| TOOLHOOK    | Tool/Utensil Hook, Textured Black             | \$4   |

COASTAL NON-STOCK

# CST-76.25-GDDB

DIMENSIONS: 76.25"W x 36.25"H x 31"D

Accommodates: most 32" or Smaller Grills



FROM LEFT TO RIGHT:  
GAS GRILL BASE | 15" DOOR DRAWER BASE |  
24" BURNER BASE

MAXIMUM CUTOUTS:  
30.75" W x 22.5" D x 13.25" H  
(HEIGHT WITH COUNTERTOP)

| Item #              | Countertop             | Door Style | MSRP    |
|---------------------|------------------------|------------|---------|
| CST-76.25-GDDB-AT-P | Powder Coated Aluminum | Pan        | \$4,107 |
| CST-76.25-GDDB-AT-S | Powder Coated Aluminum | Shaker     | \$4,312 |
| CST-76.25-GDDB-AT-R | Powder Coated Aluminum | Ribbed     | \$4,312 |
| CST-76.25-GDDB-SS-P | Stainless Steel        | Pan        | \$6,034 |
| CST-76.25-GDDB-SS-S | Stainless Steel        | Shaker     | \$6,342 |
| CST-76.25-GDDB-SS-R | Stainless Steel        | Ribbed     | \$6,342 |
| CST-76.25-GDDB-P    | No Top                 | Pan        | \$3,696 |
| CST-76.25-GDDB-S    | No Top                 | Shaker     | \$3,881 |
| CST-76.25-GDDB-R    | No Top                 | Ribbed     | \$3,881 |

## ACCESSORIES

| Item #       | Description  | MSRP  |
|--------------|--|-------|
| TBH          | Towel Bar Handle <i>(Specify Island Side)</i>      | \$286 |
| 6CASTERS     | Casters, 2 Stationary, 2 Swivel & 2 Swivel Locking | \$0   |
| CST-76.25-TK | Toe Kick Kit                                       | \$496 |
| TOOLHOOK     | Tool/Utensil Hook, Textured Black                  | \$4   |

**NOTE** - WHEN PLACING YOUR ORDER, PLEASE SPECIFY THE FOLLOWING INFORMATION:  
GRILL MODEL | POWDER COATED COUNTER TOP FINISH | CABINET COLOR | HANDLE STYLE

# CST-76.25-BDDG

DIMENSIONS: 76.25"W x 36.25"H x 31"D

Accommodates: most 32" or Smaller Gas Grills



FROM LEFT TO RIGHT:  
24" BURNER BASE | 15" DOOR DRAWER BASE  
| GAS GRILL BASE

MAXIMUM CUTOUTS:  
30.75" W x 22.5" D x 13.25" H  
(HEIGHT WITH COUNTERTOP)

| Item #              | Countertop             | Door Style | MSRP    |
|---------------------|------------------------|------------|---------|
| CST-76.25-BDDG-AT-P | Powder Coated Aluminum | Pan        | \$4,107 |
| CST-76.25-BDDG-AT-S | Powder Coated Aluminum | Shaker     | \$4,312 |
| CST-76.25-BDDG-AT-R | Powder Coated Aluminum | Ribbed     | \$4,312 |
| CST-76.25-BDDG-SS-P | Stainless Steel        | Pan        | \$6,034 |
| CST-76.25-BDDG-SS-S | Stainless Steel        | Shaker     | \$6,342 |
| CST-76.25-BDDG-SS-R | Stainless Steel        | Ribbed     | \$6,342 |
| CST-76.25-BDDG-P    | No Top                 | Pan        | \$3,696 |
| CST-76.25-BDDG-S    | No Top                 | Shaker     | \$3,881 |
| CST-76.25-BDDG-R    | No Top                 | Ribbed     | \$3,881 |

## ACCESSORIES

| Item #       | Description  | MSRP  |
|--------------|--|-------|
| TBH          | Towel Bar Handle <i>(Specify Island Side)</i>      | \$286 |
| 6CASTERS     | Casters, 2 Stationary, 2 Swivel & 2 Swivel Locking | \$0   |
| CST-76.25-TK | Toe Kick Kit                                       | \$496 |
| TOOLHOOK     | Tool/Utensil Hook, Textured Black                  | \$4   |

COASTAL NON-STOCK

# CST-76.5-GRW

DIMENSIONS: 76.5"W x 36.25"H x 25"D

Accommodates: most 32" or Smaller Gas Grills



FROM LEFT TO RIGHT:  
GAS GRILL BASE | 24"W x 33.625"H REFRIG  
OPENING | PULL OUT WASTE BIN WITH  
DRAWER

MAXIMUM CUTOUTS:  
30.75" W x 22.5" D x 13.25" H  
(HEIGHT WITH COUNTERTOP)

| Item #            | Countertop             | Door Style | MSRP    |
|-------------------|------------------------|------------|---------|
| CST-76.5-GRW-AT-P | Powder Coated Aluminum | Pan        | \$4,474 |
| CST-76.5-GRW-AT-S | Powder Coated Aluminum | Shaker     | \$4,699 |
| CST-76.5-GRW-AT-R | Powder Coated Aluminum | Ribbed     | \$4,699 |
| CST-76.5-GRW-SS-P | Stainless Steel        | Pan        | \$5,406 |
| CST-76.5-GRW-SS-S | Stainless Steel        | Shaker     | \$5,676 |
| CST-76.5-GRW-SS-R | Stainless Steel        | Ribbed     | \$5,676 |
| CST-76.5-GRW-P    | No Top                 | Pan        | \$4,027 |
| CST-76.5-GRW-S    | No Top                 | Shaker     | \$4,229 |
| CST-76.5-GRW-R    | No Top                 | Ribbed     | \$4,229 |

## ACCESSORIES

| Item #      | Description                                   | MSRP  |
|-------------|---|-------|
| TBH         | Towel Bar Handle <i>(Specify Island Side)</i> | \$286 |
| CST-76.5-TK | Toe Kick Kit                                  | \$496 |
| TOOLHOOK    | Tool/Utensil Hook, Textured Black             | \$4   |

**NOTE** - WHEN PLACING YOUR ORDER, PLEASE SPECIFY THE FOLLOWING INFORMATION:  
GRILL MODEL | POWDER COATED COUNTER TOP FINISH | CABINET COLOR | HANDLE STYLE

# CST-79.25-LE

DIMENSIONS: 79.25"W x 36.25"H x 28"D

Accommodates: most 42" or Smaller Grills

## LARGE EDITION



FROM LEFT TO RIGHT:  
DOOR DRAWER BASE | GAS GRILL BASE |  
PULL OUT WASTE BIN BASE WITH DRAWER

**Only 79.25"**  
**Large Edition**  
**accommodates**  
**up to 42" Grills**

| Item #            | Countertop             | Door Style | MSRP    |
|-------------------|------------------------|------------|---------|
| CST-79.25-LE-AT-P | Powder Coated Aluminum | Pan        | \$4,565 |
| CST-79.25-LE-AT-S | Powder Coated Aluminum | Shaker     | \$4,793 |
| CST-79.25-LE-AT-R | Powder Coated Aluminum | Ribbed     | \$4,793 |
| CST-79.25-LE-SS-P | Stainless Steel        | Pan        | \$4,891 |
| CST-79.25-LE-SS-S | Stainless Steel        | Shaker     | \$5,137 |
| CST-79.25-LE-SS-R | Stainless Steel        | Ribbed     | \$5,137 |
| CST-79.25-LE-P    | No Top                 | Pan        | \$4,109 |
| CST-79.25-LE-S    | No Top                 | Shaker     | \$4,314 |
| CST-79.25-LE-R    | No Top                 | Ribbed     | \$4,314 |

### ACCESSORIES

| Item #       | Description  | MSRP  |
|--------------|--|-------|
| TBH          | Towel Bar Handle <i>(Specify Island Side)</i>      | \$286 |
| 6CASTERS     | Casters, 2 Stationary, 2 Swivel & 2 Swivel Locking | \$0   |
| CST-79.25-TK | Toe Kick Kit                                       | \$496 |
| TOOLHOOK     | Tool/Utensil Hook, Textured Black                  | \$4   |

COASTAL NON-STOCK

# CST-80.875-WGDDS

DIMENSIONS: 80.875"W x 36.25"H x 25"D

Accommodates: most 32" or Smaller Grills



FROM LEFT TO RIGHT:  
PULL OUT WASTE BIN BASE WITH DRAWER  
| GAS GRILL BASE | SINGLE DRAWER DOOR  
BASE | SINK BASE WITH SINK

MAXIMUM CUTOUTS:  
30.75" W x 22.5" D x 13.25" H  
(HEIGHT WITH COUNTERTOP)

| Item #                | Countertop             | Door Style | MSRP    |
|-----------------------|------------------------|------------|---------|
| CST-80.875-WGDDS-AT-P | Powder Coated Aluminum | Pan        | \$4,716 |
| CST-80.875-WGDDS-AT-S | Powder Coated Aluminum | Shaker     | \$4,952 |
| CST-80.875-WGDDS-AT-R | Powder Coated Aluminum | Ribbed     | \$4,952 |
| CST-80.875-WGDDS-SS-P | Stainless Steel        | Pan        | \$5,746 |
| CST-80.875-WGDDS-SS-S | Stainless Steel        | Shaker     | \$6,034 |
| CST-80.875-WGDDS-SS-R | Stainless Steel        | Ribbed     | \$6,034 |
| CST-80.875-WGDDS-P    | No Top                 | Pan        | \$4,244 |
| CST-80.875-WGDDS-S    | No Top                 | Shaker     | \$4,457 |
| CST-80.875-WGDDS-R    | No Top                 | Ribbed     | \$4,457 |

### ACCESSORIES

| Item #        | Description  | MSRP  |
|---------------|--|-------|
| TBH           | Towel Bar Handle <i>(Specify Island Side)</i>      | \$286 |
| 6CASTERS      | Casters, 2 Stationary, 2 Swivel & 2 Swivel Locking | \$0   |
| CST-80.875-TK | Toe Kick Kit                                       | \$496 |
| WTP           | On Demand Water System                             | \$643 |
| TOOLHOOK      | Tool/Utensil Hook, Textured Black                  | \$4   |

# CST-80.875-WGDDD

DIMENSIONS: 80.875"W x 36.25"H x 25"D

Accommodates: most 32" or Smaller Gas Grills



FROM LEFT TO RIGHT:  
PULL OUT WASTE BIN WITH DRAWER | GAS GRILL BASE | SINGLE DRAWER DOOR BASE | SINGLE DRAWER DOOR BASE

MAXIMUM CUTOUTS:  
30.75" W x 22.5" D x 13.25" H  
(HEIGHT WITH COUNTERTOP)

| Item #                 | Countertop             | Door Style | MSRP    |
|------------------------|------------------------|------------|---------|
| CST-80.875-WGDDDD-AT-P | Powder Coated Aluminum | Pan        | \$4,716 |
| CST-80.875-WGDDDD-AT-S | Powder Coated Aluminum | Shaker     | \$4,952 |
| CST-80.875-WGDDDD-AT-R | Powder Coated Aluminum | Ribbed     | \$4,952 |
| CST-80.875-WGDDDD-SS-P | Stainless Steel        | Pan        | \$5,746 |
| CST-80.875-WGDDDD-SS-S | Stainless Steel        | Shaker     | \$6,034 |
| CST-80.875-WGDDDD-SS-R | Stainless Steel        | Ribbed     | \$6,034 |
| CST-80.875-WGDDDD-P    | No Top                 | Pan        | \$4,244 |
| CST-80.875-WGDDDD-S    | No Top                 | Shaker     | \$4,457 |
| CST-80.875-WGDDDD-R    | No Top                 | Ribbed     | \$4,457 |

## ACCESSORIES

| Item #        | Description  | MSRP  |
|---------------|--|-------|
| TBH           | Towel Bar Handle <i>(Specify Island Side)</i>      | \$286 |
| 6CASTERS      | Casters, 2 Stationary, 2 Swivel & 2 Swivel Locking | \$0   |
| CST-80.875-TK | Toe Kick Kit                                       | \$496 |
| TOOLHOOK      | Tool/Utensil Hook, Textured Black                  | \$4   |

COASTAL NON-STOCK

# CST-83-KDG

DIMENSIONS: 83"W x 36.25"H x 31"D

Accommodates: most Med/LG/XL Kamado Grills  
and most 32" or Smaller Gas Grills



FROM LEFT TO RIGHT:  
KAMADO GRILL BASE | DOOR BASE | GAS GRILL BASE

MAXIMUM CUTOUTS:  
30.75" W x 28.5" D x 13.25" H  
(HEIGHT WITH COUNTERTOP)

| Item #          | Countertop             | Door Style | MSRP    |
|-----------------|------------------------|------------|---------|
| CST-83-KDG-AT-P | Powder Coated Aluminum | Pan        | \$4,617 |
| CST-83-KDG-AT-S | Powder Coated Aluminum | Shaker     | \$4,848 |
| CST-83-KDG-AT-R | Powder Coated Aluminum | Ribbed     | \$4,848 |
| CST-83-KDG-SS-P | Stainless Steel        | Pan        | \$5,626 |
| CST-83-KDG-SS-S | Stainless Steel        | Shaker     | \$5,907 |
| CST-83-KDG-SS-R | Stainless Steel        | Ribbed     | \$5,907 |
| CST-83-KDG-P    | No Top                 | Pan        | \$4,155 |
| CST-83-KDG-S    | No Top                 | Shaker     | \$4,363 |
| CST-83-KDG-R    | No Top                 | Ribbed     | \$4,363 |

## ACCESSORIES

| Item #      | Description  | MSRP  |
|-------------|--|-------|
| TBH         | Towel Bar Handle <i>(Specify Island Side)</i>      | \$286 |
| 6CASTERS    | Casters, 2 Stationary, 2 Swivel & 2 Swivel Locking | \$0   |
| CST-83-TK   | Toe Kick Kit                                       | \$496 |
| GRATEHANGER | Grate Hanger, Stainless Steel                      | \$21  |
| TOOLHOOK    | Tool/Utensil Hook, Textured Black                  | \$4   |

**NOTE** - WHEN PLACING YOUR ORDER, PLEASE SPECIFY THE FOLLOWING INFORMATION:

GRILL MODEL | POWDER COATED COUNTER TOP FINISH | CABINET COLOR | HANDLE STYLE

# CST-83-GDK

DIMENSIONS: 83"W x 36.25"H x 31"D

Accommodates: most Med/LG/XL Kamado Grills  
and most 32" or Smaller Gas Grills



FROM LEFT TO RIGHT:  
GAS GRILL BASE | DOOR BASE | KAMADO  
GRILL BASE

MAXIMUM CUTOUTS:  
30.75" W x 28.5" D x 13.25" H  
(HEIGHT WITH COUNTERTOP)

| Item #          | Countertop             | Door Style | MSRP    |
|-----------------|------------------------|------------|---------|
| CST-83-GDK-AT-P | Powder Coated Aluminum | Pan        | \$4,617 |
| CST-83-GDK-AT-S | Powder Coated Aluminum | Shaker     | \$4,848 |
| CST-83-GDK-AT-R | Powder Coated Aluminum | Ribbed     | \$4,848 |
| CST-83-GDK-SS-P | Stainless Steel        | Pan        | \$5,626 |
| CST-83-GDK-SS-S | Stainless Steel        | Shaker     | \$5,907 |
| CST-83-GDK-SS-R | Stainless Steel        | Ribbed     | \$5,907 |
| CST-83-GDK-P    | No Top                 | Pan        | \$4,155 |
| CST-83-GDK-S    | No Top                 | Shaker     | \$4,363 |
| CST-83-GDK-R    | No Top                 | Ribbed     | \$4,363 |

## ACCESSORIES

| Item #      | Description  | MSRP  |
|-------------|--|-------|
| TBH         | Towel Bar Handle <i>(Specify Island Side)</i>      | \$286 |
| 6CASTERS    | Casters, 2 Stationary, 2 Swivel & 2 Swivel Locking | \$0   |
| CST-83-TK   | Toe Kick Kit                                       | \$496 |
| GRATEHANGER | Grate Hanger, Stainless Steel                      | \$21  |
| TOOLHOOK    | Tool/Utensil Hook, Textured Black                  | \$4   |

COASTAL NON-STOCK

# CST-88.25-GDDG

DIMENSIONS: 88.25"W x 36.25"H x 31"D

Accommodates: most 32" or Smaller Grills



FROM LEFT TO RIGHT:  
36" GAS GRILL BASE | 15" DOOR DRAWER  
BASE | 36" GAS GRILL BASE

MAXIMUM CUTOUTS:  
30.75" W x 22.5" D x 13.25" H  
(HEIGHT WITH COUNTERTOP)

| Item #              | Countertop             | Door Style | MSRP    |
|---------------------|------------------------|------------|---------|
| CST-88.25-GDDG-AT-P | Powder Coated Aluminum | Pan        | \$4,954 |
| CST-88.25-GDDG-AT-S | Powder Coated Aluminum | Shaker     | \$5,202 |
| CST-88.25-GDDG-AT-R | Powder Coated Aluminum | Ribbed     | \$5,202 |
| CST-88.25-GDDG-SS-P | Stainless Steel        | Pan        | \$6,699 |
| CST-88.25-GDDG-SS-S | Stainless Steel        | Shaker     | \$7,041 |
| CST-88.25-GDDG-SS-R | Stainless Steel        | Ribbed     | \$7,041 |
| CST-88.25-GDDG-P    | No Top                 | Pan        | \$4,459 |
| CST-88.25-GDDG-S    | No Top                 | Shaker     | \$4,682 |
| CST-88.25-GDDG-R    | No Top                 | Ribbed     | \$4,682 |

## ACCESSORIES

| Item #       | Description  | MSRP  |
|--------------|--|-------|
| TBH          | Towel Bar Handle <i>(Specify Island Side)</i>      | \$286 |
| 6CASTERS     | Casters, 2 Stationary, 2 Swivel & 2 Swivel Locking | \$0   |
| CST-88.25-TK | Toe Kick Kit                                       | \$496 |
| TOOLHOOK     | Tool/Utensil Hook, Textured Black                  | \$4   |

**NOTE** - WHEN PLACING YOUR ORDER, PLEASE SPECIFY THE FOLLOWING INFORMATION:  
GRILL MODEL | POWDER COATED COUNTER TOP FINISH | CABINET COLOR | HANDLE STYLE

# CST-90.125-WGRS

DIMENSIONS: 90.125"W x 36.25"H x 25"D

Accommodates: most 32" or Smaller Grills

(FOR 21" REFRIGERATOR)



FROM LEFT TO RIGHT:  
PULL OUT WASTE BIN BASE WITH DRAWER |  
GAS GRILL BASE | 21.5"W x 33.625"H REFRIG  
OPENING | SINK BASE WITH SINK

MAXIMUM CUTOUTS:  
30.75" W x 22.5" D x 13.25" H  
(HEIGHT WITH COUNTERTOP)

| Item #               | Countertop             | Door Style | MSRP    |
|----------------------|------------------------|------------|---------|
| CST-90.125-WGRS-AT-P | Powder Coated Aluminum | Pan        | \$5,093 |
| CST-90.125-WGRS-AT-S | Powder Coated Aluminum | Shaker     | \$5,347 |
| CST-90.125-WGRS-AT-R | Powder Coated Aluminum | Ribbed     | \$5,347 |
| CST-90.125-WGRS-SS-P | Stainless Steel        | Pan        | \$6,206 |
| CST-90.125-WGRS-SS-S | Stainless Steel        | Shaker     | \$6,517 |
| CST-90.125-WGRS-SS-R | Stainless Steel        | Ribbed     | \$6,517 |
| CST-90.125-WGRS-P    | No Top                 | Pan        | \$4,584 |
| CST-90.125-WGRS-S    | No Top                 | Shaker     | \$4,813 |
| CST-90.125-WGRS-R    | No Top                 | Ribbed     | \$4,813 |

## ACCESSORIES

| Item #        | Description                                   | MSRP  |
|---------------|---|-------|
| TBH           | Towel Bar Handle <i>(Specify Island Side)</i> | \$286 |
| CST-90.125-TK | Toe Kick Kit                                  | \$496 |
| WTP           | On Demand Water System                        | \$643 |
| TOOLHOOK      | Tool/Utensil Hook, Textured Black             | \$4   |

# CST-90.125-WGRDD

DIMENSIONS: 90.125"W x 36.25"H x 25"D

Accommodates: most 32" or Smaller Gas Grills

(FOR 21" REFRIGERATOR)



FROM LEFT TO RIGHT:  
PULL OUT WASTE BIN WITH DRAWER | GAS  
GRILL BASE | 21.5"W x 33.625"H REFRIG  
OPENING | SINGLE DRAWER DOOR BASE

MAXIMUM CUTOUTS:  
30.75" W x 22.5" D x 13.25" H  
(HEIGHT WITH COUNTERTOP)

| Item #                | Countertop             | Door Style | MSRP    |
|-----------------------|------------------------|------------|---------|
| CST-90.125-WGRDD-AT-P | Powder Coated Aluminum | Pan        | \$5,093 |
| CST-90.125-WGRDD-AT-S | Powder Coated Aluminum | Shaker     | \$5,347 |
| CST-90.125-WGRDD-AT-R | Powder Coated Aluminum | Ribbed     | \$5,347 |
| CST-90.125-WGRDD-SS-P | Stainless Steel        | Pan        | \$6,206 |
| CST-90.125-WGRDD-SS-S | Stainless Steel        | Shaker     | \$6,517 |
| CST-90.125-WGRDD-SS-R | Stainless Steel        | Ribbed     | \$6,517 |
| CST-90.125-WGRDD-P    | No Top                 | Pan        | \$4,584 |
| CST-90.125-WGRDD-S    | No Top                 | Shaker     | \$4,813 |
| CST-90.125-WGRDD-R    | No Top                 | Ribbed     | \$4,813 |

## ACCESSORIES

| Item #        | Description                                   | MSRP  |
|---------------|---|-------|
| TBH           | Towel Bar Handle <i>(Specify Island Side)</i> | \$286 |
| CST-90.125-TK | Toe Kick Kit                                  | \$496 |
| TOOLHOOK      | Tool/Utensil Hook, Textured Black             | \$4   |

**NOTE** - WHEN PLACING YOUR ORDER, PLEASE SPECIFY THE FOLLOWING INFORMATION:  
GRILL MODEL | POWDER COATED COUNTER TOP FINISH | CABINET COLOR | HANDLE STYLE

# CST-93.125-WGRS

DIMENSIONS: 93.125"W x 36.25"H x 25"D

Accommodates: most 32" or Smaller Grills

(FOR 24" REFRIGERATOR)



FROM LEFT TO RIGHT:  
PULL OUT WASTE BIN WITH DRAWER |  
GAS GRILL BASE | 24"W x 33.625"H REFRIG  
OPENING | SINK BASE WITH SINK

MAXIMUM CUTOUTS:  
30.75" W x 22.5" D x 13.25" H  
(HEIGHT WITH COUNTERTOP)

| Item #               | Countertop             | Door Style | MSRP    |
|----------------------|------------------------|------------|---------|
| CST-93.125-WGRS-AT-P | Powder Coated Aluminum | Pan        | \$5,500 |
| CST-93.125-WGRS-AT-S | Powder Coated Aluminum | Shaker     | \$5,775 |
| CST-93.125-WGRS-AT-R | Powder Coated Aluminum | Ribbed     | \$5,775 |
| CST-93.125-WGRS-SS-P | Stainless Steel        | Pan        | \$6,702 |
| CST-93.125-WGRS-SS-S | Stainless Steel        | Shaker     | \$7,038 |
| CST-93.125-WGRS-SS-R | Stainless Steel        | Ribbed     | \$7,038 |
| CST-93.125-WGRS-P    | No Top                 | Pan        | \$4,950 |
| CST-93.125-WGRS-S    | No Top                 | Shaker     | \$5,198 |
| CST-93.125-WGRS-R    | No Top                 | Ribbed     | \$5,198 |

## ACCESSORIES

| Item #        | Description                                   | MSRP  |
|---------------|---|-------|
| TBH           | Towel Bar Handle <i>(Specify Island Side)</i> | \$286 |
| CST-93.125-TK | Toe Kick Kit                                  | \$496 |
| WTP           | On Demand Water System                        | \$643 |
| TOOLHOOK      | Tool/Utensil Hook, Textured Black             | \$4   |

COASTAL NON-STOCK

# CST-93.125-WGRDD

DIMENSIONS: 93.125"W x 36.25"H x 25"D

Accommodates: most 32" or Smaller Gas Grills



FROM LEFT TO RIGHT:  
PULL OUT WASTE BIN WITH DRAWER |  
GAS GRILL BASE | 24"W x 33.625"H REFRIG  
OPENING | SINGLE DRAWER DOOR BASE

MAXIMUM CUTOUTS:  
30.75" W x 22.5" D x 13.25" H  
(HEIGHT WITH COUNTERTOP)

| Item #                | Countertop             | Door Style | MSRP    |
|-----------------------|------------------------|------------|---------|
| CST-93.125-WGRDD-AT-P | Powder Coated Aluminum | Pan        | \$5,500 |
| CST-93.125-WGRDD-AT-S | Powder Coated Aluminum | Shaker     | \$5,775 |
| CST-93.125-WGRDD-AT-R | Powder Coated Aluminum | Ribbed     | \$5,775 |
| CST-93.125-WGRDD-SS-P | Stainless Steel        | Pan        | \$6,702 |
| CST-93.125-WGRDD-SS-S | Stainless Steel        | Shaker     | \$7,038 |
| CST-93.125-WGRDD-SS-R | Stainless Steel        | Ribbed     | \$7,038 |
| CST-93.125-WGRDD-P    | No Top                 | Pan        | \$4,950 |
| CST-93.125-WGRDD-S    | No Top                 | Shaker     | \$5,198 |
| CST-93.125-WGRDD-R    | No Top                 | Ribbed     | \$5,198 |

## ACCESSORIES

| Item #        | Description                                   | MSRP  |
|---------------|---|-------|
| TBH           | Towel Bar Handle <i>(Specify Island Side)</i> | \$286 |
| CST-93.125-TK | Toe Kick Kit                                  | \$496 |
| TOOLHOOK      | Tool/Utensil Hook, Textured Black             | \$4   |

**NOTE** - WHEN PLACING YOUR ORDER, PLEASE SPECIFY THE FOLLOWING INFORMATION:  
GRILL MODEL | POWDER COATED COUNTER TOP FINISH | CABINET COLOR | HANDLE STYLE

# MOBILE ENTERTAINMENT CENTERS

COASTAL NON-STOCK

## MEC-60

DIMENSIONS: 66"W x 43.171"H x 33.5"D



| Item # | Countertop    | MSRP    |
|--------|---------------|---------|
| MEC-60 | 60" Patio Bar | \$3,623 |

INCLUDES:  
2 DOORS | CHROME NON-LOCKING TRIGGER LATCHES | 2 STATIONARY & 2 SWIVEL LOCKING CASTERS | STORAGE RACK INSIDE RIGHT DOOR

## MEC-90

DIMENSIONS: 90"W x 43"H x 33.5"D



| Item # | Countertop    | MSRP    |
|--------|---------------|---------|
| MEC-90 | 90" Patio Bar | \$3,938 |

INCLUDES:  
3 DOORS | CHROME NON-LOCKING TRIGGER LATCHES | 2 STATIONARY & 2 SWIVEL LOCKING CASTERS | STORAGE RACK INSIDE RIGHT DOOR

**NOTE** - WHEN PLACING YOUR ORDER, PLEASE SPECIFY THE FOLLOWING INFORMATION:  
POWDER COATED COUNTER TOP FINISH | CABINET COLOR | HANDLE STYLE

CHALLENGER DESIGNS

M CASCADE



CASCADE COLLECTION

Visit: <https://go.empiredistributing.net/outdoor-catalog> for current pricing.



2025 MAP PRICING  
NON-STOCKING CABINETS

effective 7/15/25



Scan QR Code  
for current  
pricing.



Introducing a sleek, modern outdoor kitchen collection from Challenger Designs, with a style refined from contemporary furniture. With stunning new base color options, sizing options, and our legendary quality and price point, these sophisticated design built with rust-resistant, powder-coated aluminum offer a new direction for outdoor kitchens.

## CABINET COLOR OPTIONS



MALACHITE



SAPPHIRE



FOSSIL




BRONZE

## COUNTERTOP OPTIONS



TEXTURED  
BLACK  
(recommended)




SILVER  
VEIN  
(recommended)



COPPER  
VEIN



SPECKLED  
WALNUT



WHITE  
VEIN

# GRILL CABINETS

- Cascade Cabinets accommodate most 32" Grills - with MAX CUTOUT of 30 3/4"W
- Standard with legs. (Casters not available.)
- Models and layouts are as is, no deviations or changes
- Covers not available
- *All cabinets in these price pages are non-stocking. They will ship direct from Challenger. Freight charges will apply.*

## CAS-82.5

DIMENSIONS: 82.5"W X 36"H X 29"D

*Grill not included. Accommodates: most 32" grills*



TOP PULL OUT DRAWER |  
LEFT AND RIGHT

| Item #       | Countertop             | Retail  |
|--------------|------------------------|---------|
| CAS-82.5-ACT | Powder Coated Aluminum | \$4,950 |
| CAS-82.5-NCT | No Countertop          | \$4,455 |

### ACCESSORIES

| Item # | Description  | Retail |
|--------|--|--------|
| WPO    | Waste Bin Pullout<br>(No charge to upgrade at the time of order) | \$178  |

## CAS-65

DIMENSIONS: 65"W X 36"H X 29"D

*Grill not included. Accommodates: most 32" grills*



TOP PULL OUT DRAWER |  
RIGHT

| Item #     | Countertop             | Retail  |
|------------|------------------------|---------|
| CAS-65-ACT | Powder Coated Aluminum | \$4,550 |
| CAS-65-NCT | No Countertop          | \$4,095 |

### ACCESSORIES

| Item # | Description  | Retail |
|--------|--|--------|
| WPO    | Waste Bin Pullout<br>(No charge to upgrade at the time of order) | \$178  |

**NOTE** - WHEN PLACING YOUR ORDER, PLEASE SPECIFY THE FOLLOWING INFORMATION:  
GRILL MODEL | POWDER COATED COUNTER TOP FINISH | CABINET COLOR

# BAR / STORAGE CABINETS

- Standard with legs. (Casters not available.)
- Models and layouts are as is, no deviations or changes
- Covers not available
- *All cabinets in these price pages are non-stocking. They will ship direct from Challenger. Freight charges will apply.*

## CAS-BAR-60.5

DIMENSIONS: 60.5"W X 36"H X 39"D



TOP PULL OUT DRAWER |  
LEFT AND RIGHT

| Item #           | Countertop             | Retail  |
|------------------|------------------------|---------|
| CAS-BAR-60.5-ACT | Powder Coated Aluminum | \$3,950 |
| CAS-BAR-60.5-NCT | No Countertop          | \$3,555 |

### ACCESSORIES

| Item # | Description  | Retail |
|--------|--|--------|
| WPO    | Waste Bin Pullout<br>(No charge to upgrade at the time of order) | \$178  |

CASCADE COLLECTION

## CAS-DD-46.5

DIMENSIONS: 46.5"W X 36"H X 29"D



TOP PULL OUT DRAWER |  
LEFT AND RIGHT

| Item #          | Countertop             | Retail  |
|-----------------|------------------------|---------|
| CAS-DD-46.5-ACT | Powder Coated Aluminum | \$3,700 |
| CAS-DD-46.5-NCT | No Countertop          | \$3,330 |

### ACCESSORIES

| Item # | Description  | Retail |
|--------|--|--------|
| WPO    | Waste Bin Pullout<br>(No charge to upgrade at the time of order) | \$178  |

**NOTE** - WHEN PLACING YOUR ORDER, PLEASE SPECIFY THE FOLLOWING INFORMATION:  
POWDER COATED COUNTER TOP FINISH | CABINET COLOR

CHALLENGER DESIGNS



TORCH CARTS NON-STOCK

Visit: <https://go.empiredistributing.net/outdoor-catalog> for current pricing.



Scan QR Code  
for current  
pricing.

2025 MAP PRICING  
NON-STOCKING KAMADO GRILL CARTS

effective 07/15/25

## DOOR STYLE OPTIONS



PAN DOOR



SHAKER DOOR



RIBBED SHAKER DOOR

## HANDLE OPTIONS



9" HANDLE  
STAINLESS STEEL



9" HANDLE  
STAINLESS STEEL  
BLACK



9" HANDLE  
STAINLESS STEEL  
BRONZE



4" TRIGGER LATCH  
CHROME\*



4" TRIGGER LATCH  
BLACK\*

\*Compatible with Pan Door Only

## CABINET COLOR OPTIONS



ANTHRACITE



CAPPUCCINO



TEXTURED  
GREY GLIMMER



SPECKLED  
WALNUT



TEXTURED  
WHITE



TEXTURED  
BLACK



SANDY  
SHORE



GRAPHITE

## COUNTERTOP OPTIONS



BRUSHED  
STAINLESS STEEL



COPPER  
VEIN




SILVER  
VEIN



SPECKLED  
WALNUT



TEXTURED  
BLACK



WHITE  
VEIN

# TORCH KAMADO GRILL CARTS

- Standard with casters
- Models and layouts are as is, no deviations or changes
- Covers not available on all models
- Kamado grill sold separately
- All Torch Carts in these price pages are non-stocking. They will ship direct from Challenger. Freight charges will apply.

## TABLE TOP TORCH

Accommodates: most Small Kamado Grills



**STANDARD FEATURES:**  
2 STATIONARY & 2 SWIVEL LOCKING CASTERS | FLIP UP COUNTER TOP EXTENSIONS | 1 ADJUSTABLE SHELF

**DIMENSIONS:**  
24"W x 34"H x 24"D  
(57"W WITH EXTENSIONS UP)  
(34.25"W WITH EXTENSIONS DOWN)

| Item #         | Countertop             | Door Style | MSRP    |
|----------------|------------------------|------------|---------|
| 17TTG-24-AT-P  | Powder Coated Aluminum | Pan        | \$2,151 |
| 17TTG-24-AT-S  | Powder Coated Aluminum | Shaker     | \$2,259 |
| 17TTG-24-AT-R  | Powder Coated Aluminum | Ribbed     | \$2,259 |
| 17TTG-24-SST-P | Stainless Steel        | Pan        | \$2,621 |
| 17TTG-24-SST-S | Stainless Steel        | Shaker     | \$2,752 |
| 17TTG-24-SST-R | Stainless Steel        | Ribbed     | \$2,752 |

### ACCESSORIES

| Item #         | Description   | MSRP  |
|----------------|---|-------|
| DRW-19         | Floor Mount Slide Out Drawer                                  | \$224 |
| SOSHLF-19      | Floor Mount Slide Out Shelf                                   | \$137 |
| 4SWIVELIPOSTD  | Casters, 4 Swivel Locking (Upgrade)                           | \$89  |
| NONFLATIPOSTD  | 6" Non-Flat Wheels, 2 Stationary & 2 Locking Swivel (Upgrade) | \$333 |
| 4NONFLATIPOSTD | 6" Non-Flat Wheels, 4 Locking Swivel (Upgrade)                | \$384 |
| GRATEHANGER    | Grate Hanger, Stainless Steel                                 | \$21  |
| TOOLHOOK       | Tool/Utensil Hook, Textured Black                             | \$4   |

TORCH CARTS NON-STOCK

## 24" TORCH

Accommodates: most Med to LG Kamado Grills



**STANDARD FEATURES:**  
2 STATIONARY & 2 SWIVEL LOCKING CASTERS | FLIP UP COUNTER TOP EXTENSIONS

**DIMENSIONS:**  
24"W x 34"H x 24"D  
(57"W WITH EXTENSIONS UP)  
(34.25"W WITH EXTENSIONS DOWN)

| Item #         | Countertop             | Door Style | MSRP    |
|----------------|------------------------|------------|---------|
| 17CGC-24-AT-P  | Powder Coated Aluminum | Pan        | \$2,271 |
| 17CGC-24-AT-S  | Powder Coated Aluminum | Shaker     | \$2,385 |
| 17CGC-24-AT-R  | Powder Coated Aluminum | Ribbed     | \$2,385 |
| 17CGC-24-SST-P | Stainless Steel        | Pan        | \$2,767 |
| 17CGC-24-SST-S | Stainless Steel        | Shaker     | \$2,906 |
| 17CGC-24-SST-R | Stainless Steel        | Ribbed     | \$2,906 |

### ACCESSORIES

| Item #          | Description   | MSRP  |
|-----------------|---|-------|
| GCOVER-AQUA24LG | Aqualon Grill Cover, Black (Big Green Egg Only)               | \$329 |
| DRW-19          | Floor Mount Slide Out Drawer                                  | \$224 |
| SOSHLF-19       | Floor Mount Slide Out Shelf                                   | \$137 |
| 4SWIVELIPOSTD   | Casters, 4 Swivel Locking (Upgrade)                           | \$89  |
| NONFLATIPOSTD   | 6" Non-Flat Wheels, 2 Stationary & 2 Locking Swivel (Upgrade) | \$333 |
| 4NONFLATIPOSTD  | 6" Non-Flat Wheels, 4 Locking Swivel (Upgrade)                | \$384 |
| GRATEHANGER     | Grate Hanger, Stainless Steel                                 | \$21  |
| TOOLHOOK        | Tool/Utensil Hook, Textured Black                             | \$4   |

**NOTE - WHEN PLACING YOUR ORDER, PLEASE SPECIFY THE FOLLOWING INFORMATION:**

POWDER COATED COUNTER TOP FINISH | CABINET COLOR | HANDLE STYLE & FINISH | ACCESSORIES LISTED AS UPGRADE OR SPECIFY GRILL

# 30" TORCH

Accommodates: most XL Kamado Grills



**STANDARD FEATURES:**  
2 STATIONARY & 2 SWIVEL LOCKING  
CASTERS | FLIP UP COUNTER TOP  
EXTENSIONS

**DIMENSIONS:**  
30"W x 32"H x 31"D  
(60"W WITH EXTENSIONS UP)  
(40.25"W WITH EXTENSIONS DOWN)

| Item #         | Countertop             | Door Style | MSRP    |
|----------------|------------------------|------------|---------|
| 17CGC-30-AT-P  | Powder Coated Aluminum | Pan        | \$2,711 |
| 17CGC-30-AT-S  | Powder Coated Aluminum | Shaker     | \$2,847 |
| 17CGC-30-AT-R  | Powder Coated Aluminum | Ribbed     | \$2,847 |
| 17CGC-30-SST-P | Stainless Steel        | Pan        | \$3,436 |
| 17CGC-30-SST-S | Stainless Steel        | Shaker     | \$3,607 |
| 17CGC-30-SST-R | Stainless Steel        | Ribbed     | \$3,607 |

## ACCESSORIES

| Item #          | Description   | MSRP  |
|-----------------|---|-------|
| GCOVER-AQUA30XL | Aqualon Grill Cover, Black (Big Green Egg Only)               | \$376 |
| DRW-19          | Floor Mount Slide Out Drawer                                  | \$224 |
| SOSHLF-19       | Floor Mount Slide Out Shelf                                   | \$137 |
| 4SWIVELIPOSTD   | Casters, 4 Swivel Locking (Upgrade)                           | \$89  |
| NONFLATIPOSTD   | 6" Non-Flat Wheels, 2 Stationary & 2 Locking Swivel (Upgrade) | \$333 |
| 4NONFLATIPOSTD  | 6" Non-Flat Wheels, 4 Locking Swivel (Upgrade)                | \$384 |
| GRATEHANGER     | Grate Hanger, Stainless Steel                                 | \$21  |
| TOOLHOOK        | Tool/Utensil Hook, Textured Black                             | \$4   |

TORCH CARTS NON-STOCK

# 48" TORCH

Accommodates: most Med to LG Kamado Grills



**STANDARD FEATURES:**  
2 STATIONARY & 2 SWIVEL LOCKING  
CASTERS | RIGHT SIDE INTERNAL  
DRAWER & 1 ADJUSTABLE SHELF |  
TOWEL BAR HANDLE ON RIGHT SIDE

**DIMENSIONS:**  
49"W x 34"H x 25"D

| Item #         | Countertop             | Door Style | MSRP    |
|----------------|------------------------|------------|---------|
| 17CGC-48-AT-P  | Powder Coated Aluminum | Pan        | \$3,014 |
| 17CGC-48-AT-S  | Powder Coated Aluminum | Shaker     | \$3,165 |
| 17CGC-48-AT-R  | Powder Coated Aluminum | Ribbed     | \$3,165 |
| 17CGC-48-SST-P | Stainless Steel        | Pan        | \$3,672 |
| 17CGC-48-SST-S | Stainless Steel        | Shaker     | \$3,856 |
| 17CGC-48-SST-R | Stainless Steel        | Ribbed     | \$3,856 |

## ACCESSORIES

| Item #          | Description   | MSRP  |
|-----------------|---|-------|
| GCOVER-AQUA48LG | Aqualon Grill Cover, Black (Big Green Egg Only)               | \$477 |
| DRW-19          | Floor Mount Slide Out Drawer                                  | \$224 |
| DRW-DIVIDERS    | Drawer Dividers, Textured Black (Set of 4)                    | \$54  |
| SOSHLF-19       | Floor Mount Slide Out Shelf                                   | \$137 |
| 17STCT-25D      | Stationary Countertop, Aluminum (Specify Grill)               | \$155 |
| 17STCT-25D-SST  | Stationary Countertop, Stainless Steel (Specify Grill)        | \$178 |
| 17FUCE-25D      | Flip Up Countertop, Aluminum (Specify L/R & Grill)            | \$360 |
| 17FUCE-25D-SST  | Flip Up Countertop, Stainless Steel (Specify L/R & Grill)     | \$414 |
| 17CTCAD-25D     | Countertop Caddy, Aluminum (Specify Grill)                    | \$62  |
| 17CTCAD-25D-SST | Countertop Caddy, Stainless Steel (Specify Grill)             | \$71  |
| 4SWIVELIPOSTD   | Casters, 4 Swivel Locking (Upgrade)                           | \$89  |
| NONFLATIPOSTD   | 6" Non-Flat Wheels, 2 Stationary & 2 Locking Swivel (Upgrade) | \$333 |
| 4NONFLATIPOSTD  | 6" Non-Flat Wheels, 4 Locking Swivel (Upgrade)                | \$384 |
| GRATEHANGER     | Grate Hanger, Stainless Steel                                 | \$21  |
| TOOLHOOK        | Tool/Utensil Hook, Textured Black                             | \$1   |

**NOTE** - WHEN PLACING YOUR ORDER, PLEASE SPECIFY THE FOLLOWING INFORMATION:  
POWDER COATED COUNTER TOP FINISH | CABINET COLOR | HANDLE STYLE & FINISH | ACCESSORIES LISTED AS UPGRADE OR SPECIFY GRILL

# 54" TORCH

Accommodates: most XL Kamado Grills



**STANDARD FEATURES:**  
 2 STATIONARY & 2 SWIVEL LOCKING  
 CASTERS | RIGHT SIDE INTERNAL  
 DRAWER & 1 ADJUSTABLE SHELF |  
 TOWEL BAR HANDLE ON RIGHT SIDE

**DIMENSIONS:**  
 55"W x 32"H x 31"D

| Item #         | Countertop             | Door Style | MSRP    |
|----------------|------------------------|------------|---------|
| 17CGC-54-AT-P  | Powder Coated Aluminum | Pan        | \$3,468 |
| 17CGC-54-AT-S  | Powder Coated Aluminum | Shaker     | \$3,641 |
| 17CGC-54-AT-R  | Powder Coated Aluminum | Ribbed     | \$3,641 |
| 17CGC-54-SST-P | Stainless Steel        | Pan        | \$4,226 |
| 17CGC-54-SST-S | Stainless Steel        | Shaker     | \$4,437 |
| 17CGC-54-SST-R | Stainless Steel        | Ribbed     | \$4,437 |

## ACCESSORIES

| Item #          | Description   | MSRP  |
|-----------------|---|-------|
| GCOVER-AQUA54XL | Aqualon Grill Cover, Black (Big Green Egg Only)               | \$528 |
| DRW-19          | Floor Mount Slide Out Drawer                                  | \$224 |
| DRW-DIVIDERS    | Drawer Dividers, Textured Black (Set of 4)                    | \$54  |
| SOSHLF-19       | Floor Mount Slide Out Shelf                                   | \$137 |
| 17STCT-31D      | Stationary Countertop, Aluminum (Specify Grill)               | \$155 |
| 17STCT-31D-SST  | Stationary Countertop, Stainless Steel (Specify Grill)        | \$178 |
| 17FUCE-31D      | Flip Up Countertop, Aluminum (Specify L/R & Grill)            | \$360 |
| 17FUCE-31D-SST  | Flip Up Countertop, Stainless Steel (Specify L/R & Grill)     | \$414 |
| 17CTCAD-31D     | Countertop Caddy, Aluminum (Specify Grill)                    | \$62  |
| 17CTCAD-31D-SST | Countertop Caddy, Stainless Steel (Specify Grill)             | \$71  |
| 4SWIVELIPOSTD   | Casters, 4 Swivel Locking (Upgrade)                           | \$89  |
| NONFLATIPOSTD   | 6" Non-Flat Wheels, 2 Stationary & 2 Locking Swivel (Upgrade) | \$333 |
| 4NONFLATIPOSTD  | 6" Non-Flat Wheels, 4 Locking Swivel (Upgrade)                | \$384 |
| GRATEHANGER     | Grate Hanger, Stainless Steel                                 | \$21  |
| TOOLHOOK        | Tool/Utensil Hook, Textured Black                             | \$4   |

TORCH CARTS NON-STOCK

# 76" LARGE TORCH

Accommodates: most Med to LG Kamado Grills



**STANDARD FEATURES:**  
 2 STATIONARY & 2 SWIVEL LOCKING  
 CASTERS | LEFT & RIGHT SIDE  
 INTERNAL DRAWER & 1 ADJUSTABLE  
 SHELF | TOWEL BAR HANDLE ON RIGHT  
 SIDE

**DIMENSIONS:**  
 77"W x 32"H x 25"D

| Item #           | Countertop             | Door Style | MSRP    |
|------------------|------------------------|------------|---------|
| 17CGC-76LG-AT-P  | Powder Coated Aluminum | Pan        | \$4,407 |
| 17CGC-76LG-AT-S  | Powder Coated Aluminum | Shaker     | \$4,627 |
| 17CGC-76LG-AT-R  | Powder Coated Aluminum | Ribbed     | \$4,627 |
| 17CGC-76LG-SST-P | Stainless Steel        | Pan        | \$5,370 |
| 17CGC-76LG-SST-S | Stainless Steel        | Shaker     | \$5,638 |
| 17CGC-76LG-SST-R | Stainless Steel        | Ribbed     | \$5,638 |

## ACCESSORIES

| Item #          | Description   | MSRP  |
|-----------------|---|-------|
| GCOVER-AQUA76LG | Aqualon Grill Cover, Black (Big Green Egg Only)               | \$600 |
| DRW-19          | Floor Mount Slide Out Drawer                                  | \$224 |
| DRW-DIVIDERS    | Drawer Dividers, Textured Black (Set of 4)                    | \$54  |
| SOSHLF-19       | Floor Mount Slide Out Shelf                                   | \$137 |
| 17STCT-25D      | Stationary Countertop, Aluminum (Specify Grill)               | \$155 |
| 17STCT-25D-SST  | Stationary Countertop, Stainless Steel (Specify Grill)        | \$178 |
| 17FUCE-25D      | Flip Up Countertop, Aluminum (Specify L/R & Grill)            | \$360 |
| 17FUCE-25D-SST  | Flip Up Countertop, Stainless Steel (Specify L/R & Grill)     | \$414 |
| 17CTCAD-25D     | Countertop Caddy, Aluminum (Specify Grill)                    | \$62  |
| 17CTCAD-25D-SST | Countertop Caddy, Stainless Steel (Specify Grill)             | \$71  |
| 4SWIVELIPOSTD   | Casters, 4 Swivel Locking (Upgrade)                           | \$89  |
| NONFLATIPOSTD   | 6" Non-Flat Wheels, 2 Stationary & 2 Locking Swivel (Upgrade) | \$333 |
| 4NONFLATIPOSTD  | 6" Non-Flat Wheels, 4 Locking Swivel (Upgrade)                | \$384 |
| GRATEHANGER     | Grate Hanger, Stainless Steel                                 | \$21  |
| TOOLHOOK        | Tool/Utensil Hook, Textured Black                             | \$4   |

**NOTE - WHEN PLACING YOUR ORDER, PLEASE SPECIFY THE FOLLOWING INFORMATION:**  
 POWDER COATED COUNTER TOP FINISH | CABINET COLOR | HANDLE STYLE & FINISH | ACCESSORIES LISTED AS UPGRADE OR SPECIFY GRILL

# 76" X-LARGE TORCH

Accommodates: most XL Kamado Grills



### STANDARD FEATURES:

2 STATIONARY & 2 SWIVEL LOCKING CASTERS | LEFT & RIGHT SIDE INTERNAL DRAWER & 1 ADJUSTABLE SHELF | TOWEL BAR HANDLE ON RIGHT SIDE

### DIMENSIONS:

77"W x 32"H x 25"D

TORCH CARTS NON-STOCK

| Item #           | Countertop             | Door Style | MSRP    |
|------------------|------------------------|------------|---------|
| 17CGC-76XL-AT-P  | Powder Coated Aluminum | Pan        | \$4,716 |
| 17CGC-76XL-AT-S  | Powder Coated Aluminum | Shaker     | \$4,952 |
| 17CGC-76XL-AT-R  | Powder Coated Aluminum | Ribbed     | \$4,952 |
| 17CGC-76XL-SST-P | Stainless Steel        | Pan        | \$5,747 |
| 17CGC-76XL-SST-S | Stainless Steel        | Shaker     | \$6,034 |
| 17CGC-76XL-SST-R | Stainless Steel        | Ribbed     | \$6,034 |

### ACCESSORIES

| Item #          | Description   | MSRP  |
|-----------------|---|-------|
| GCOVER-AQUA76XL | Aqualon Grill Cover, Black (Big Green Egg Only)               | \$647 |
| DRW-19          | Floor Mount Slide Out Drawer                                  | \$224 |
| DRW-DIVIDERS    | Drawer Dividers, Textured Black (Set of 4)                    | \$54  |
| SOSHLF-19       | Floor Mount Slide Out Shelf                                   | \$137 |
| 17STCT-31D      | Stationary Countertop, Aluminum (Specify Grill)               | \$155 |
| 17STCT-31D-SST  | Stationary Countertop, Stainless Steel (Specify Grill)        | \$178 |
| 17FUCE-31D      | Flip Up Countertop, Aluminum (Specify L/R & Grill)            | \$360 |
| 17FUCE-31D-SST  | Flip Up Countertop, Stainless Steel (Specify L/R & Grill)     | \$414 |
| 17CTCAD-31D     | Countertop Caddy, Aluminum (Specify Grill)                    | \$62  |
| 17CTCAD-31D-SST | Countertop Caddy, Stainless Steel (Specify Grill)             | \$71  |
| 4SWIVELIPOSTD   | Casters, 4 Swivel Locking (Upgrade)                           | \$89  |
| NONFLATIPOSTD   | 6" Non-Flat Wheels, 2 Stationary & 2 Locking Swivel (Upgrade) | \$333 |
| 4NONFLATIPOSTD  | 6" Non-Flat Wheels, 4 Locking Swivel (Upgrade)                | \$384 |
| GRATEHANGER     | Grate Hanger, Stainless Steel                                 | \$21  |
| TOOLHOOK        | Tool/Utensil Hook, Textured Black                             | \$4   |

# 76" LARGE DOUBLE TORCH

Accommodates: most Mini, Small, Med or LG Kamado Grills (Specify Kamado Combo)



### STANDARD FEATURES:

2 STATIONARY & 2 SWIVEL LOCKING CASTERS | MIDDLE INTERNAL DRAWER & 1 ADJUSTABLE SHELF | TOWEL BAR HANDLE ON RIGHT SIDE

### DIMENSIONS:

77"W x 32"H x 25"D

| Item #              | Countertop             | Door Style | MSRP    |
|---------------------|------------------------|------------|---------|
| 17CGC-76DB-LG-AT-P  | Powder Coated Aluminum | Pan        | \$4,415 |
| 17CGC-76DB-LG-AT-S  | Powder Coated Aluminum | Shaker     | \$4,636 |
| 17CGC-76DB-LG-AT-R  | Powder Coated Aluminum | Ribbed     | \$4,636 |
| 17CGC-76DB-LG-SST-P | Stainless Steel        | Pan        | \$5,380 |
| 17CGC-76DB-LG-SST-S | Stainless Steel        | Shaker     | \$5,648 |
| 17CGC-76DB-LG-SST-R | Stainless Steel        | Ribbed     | \$5,648 |

### ACCESSORIES

| Item #           | Description   | MSRP    |
|------------------|---|---------|
| GCOVER-AQUAD76LG | Aqualon Grill Cover, Black (Big Green Egg Only)               | \$1,121 |
| DRW-19           | Floor Mount Slide Out Drawer                                  | \$224   |
| DRW-DIVIDERS     | Drawer Dividers, Textured Black (Set of 4)                    | \$54    |
| SOSHLF-19        | Floor Mount Slide Out Shelf                                   | \$137   |
| 17STCT-25D       | Stationary Countertop, Aluminum (Specify Grill)               | \$155   |
| 17STCT-25D-SST   | Stationary Countertop, Stainless Steel (Specify Grill)        | \$178   |
| 17FUCE-25D       | Flip Up Countertop, Aluminum (Specify L/R & Grill)            | \$360   |
| 17FUCE-25D-SST   | Flip Up Countertop, Stainless Steel (Specify L/R & Grill)     | \$414   |
| 17CTCAD-25D      | Countertop Caddy, Aluminum (Specify Grill)                    | \$62    |
| 17CTCAD-25D-SST  | Countertop Caddy, Stainless Steel (Specify Grill)             | \$71    |
| 4SWIVELIPOSTD    | Casters, 4 Swivel Locking (Upgrade)                           | \$89    |
| NONFLATIPOSTD    | 6" Non-Flat Wheels, 2 Stationary & 2 Locking Swivel (Upgrade) | \$333   |
| 4NONFLATIPOSTD   | 6" Non-Flat Wheels, 4 Locking Swivel (Upgrade)                | \$384   |
| GRATEHANGER      | Grate Hanger, Stainless Steel                                 | \$21    |
| TOOLHOOK         | Tool/Utensil Hook, Textured Black                             | \$4     |

**NOTE** - WHEN PLACING YOUR ORDER, PLEASE SPECIFY THE FOLLOWING INFORMATION:

POWDER COATED COUNTER TOP FINISH | CABINET COLOR | HANDLE STYLE & FINISH | ACCESSORIES LISTED AS UPGRADE OR SPECIFY GRILL

# 76" X-LARGE DOUBLE TORCH

Accommodates: most Mini, Small, Med, LG or XL Kamado Grills (Specify Kamado Combo)



## STANDARD FEATURES:

2 STATIONARY & 2 SWIVEL LOCKING CASTERS | MIDDLE INTERNAL DRAWER & 1 ADJUSTABLE SHELF | TOWEL BAR HANDLE ON RIGHT SIDE

## DIMENSIONS:

77"W x 32"H x 31"D

| Item #              | Countertop             | Door Style | MSRP    |
|---------------------|------------------------|------------|---------|
| 17CGC-76DB-XL-AT-P  | Powder Coated Aluminum | Pan        | \$4,871 |
| 17CGC-76DB-XL-AT-S  | Powder Coated Aluminum | Shaker     | \$5,115 |
| 17CGC-76DB-XL-AT-R  | Powder Coated Aluminum | Ribbed     | \$5,115 |
| 17CGC-76DB-XL-SST-P | Stainless Steel        | Pan        | \$5,935 |
| 17CGC-76DB-XL-SST-S | Stainless Steel        | Shaker     | \$6,232 |
| 17CGC-76DB-XL-SST-R | Stainless Steel        | Ribbed     | \$6,232 |

## ACCESSORIES

| Item #           | Description   | MSRP    |
|------------------|---|---------|
| GCOVER-AQUAD76XL | Aqualon Grill Cover, Black (Big Green Egg Only)               | \$1,121 |
| DRW-19           | Floor Mount Slide Out Drawer                                  | \$224   |
| DRW-DIVIDERS     | Drawer Dividers, Textured Black (Set of 4)                    | \$54    |
| SOSHLF-19        | Floor Mount Slide Out Shelf                                   | \$137   |
| 17STCT-31D       | Stationary Countertop, Aluminum (Specify Grill)               | \$155   |
| 17STCT-31D-SST   | Stationary Countertop, Stainless Steel (Specify Grill)        | \$178   |
| 17FUCE-31D       | Flip Up Countertop, Aluminum (Specify L/R & Grill)            | \$360   |
| 17FUCE-31D-SST   | Flip Up Countertop, Stainless Steel (Specify L/R & Grill)     | \$414   |
| 17CTCAD-31D      | Countertop Caddy, Aluminum (Specify Grill)                    | \$62    |
| 17CTCAD-31D-SST  | Countertop Caddy, Stainless Steel (Specify Grill)             | \$71    |
| 4SWIVELIPOSTD    | Casters, 4 Swivel Locking (Upgrade)                           | \$89    |
| NONFLATIPOSTD    | 6" Non-Flat Wheels, 2 Stationary & 2 Locking Swivel (Upgrade) | \$333   |
| 4NONFLATIPOSTD   | 6" Non-Flat Wheels, 4 Locking Swivel (Upgrade)                | \$384   |
| GRATEHANGER      | Grate Hanger, Stainless Steel                                 | \$21    |
| TOOLHOOK         | Tool/Utensil Hook, Textured Black                             | \$4     |

TORCH CARTS NON-STOCK

**NOTE** - WHEN PLACING YOUR ORDER, PLEASE SPECIFY THE FOLLOWING INFORMATION:

POWDER COATED COUNTER TOP FINISH | CABINET COLOR | HANDLE STYLE & FINISH | ACCESSORIES LISTED AS UPGRADE OR SPECIFY GRILL

# SPARK KAMADO GRILL CARTS

- Standard with casters
- Models and layouts are as is, no deviations or changes
- Cart Finish is available in Copper Vein and Silver Vein Only
- Covers not available on all models
- Kamado grill sold separately
- *All Torch Carts in these price pages are non-stocking. They will ship direct from Challenger. Freight charges will apply.*

## 25" ECONOMY SPARK

Accommodates: most Med & LG Big Green Egg Kamado Grills

TORCH CARTS NON-STOCK



| Item #    | Cart Finish                        | MSRP    |
|-----------|------------------------------------|---------|
| 16ECGC-25 | Choose: Copper Vein or Silver Vein | \$1,045 |

### ACCESSORIES

| Item #   | Description                       | MSRP |
|----------|-----------------------------------|------|
| TOOLHOOK | Tool/Utensil Hook, Textured Black | \$4  |

### STANDARD FEATURES:

2 STATIONARY & 2 SWIVEL LOCKING CASTERS | FLIP UP COUNTER TOP EXTENSIONS

### DIMENSIONS:

25"W x 33"H x 23"D (42"W WITH EXTENSIONS UP) (28"W WITH EXTENSIONS DOWN)

## 30" ECONOMY SPARK

Accommodates: XL Big Green Egg Kamado Grills



| Item #      | Cart Finish                        | MSRP    |
|-------------|------------------------------------|---------|
| XLEGC-30332 | Choose: Copper Vein or Silver Vein | \$1,116 |

### ACCESSORIES

| Item #   | Description                       | MSRP |
|----------|-----------------------------------|------|
| TOOLHOOK | Tool/Utensil Hook, Textured Black | \$4  |

### STANDARD FEATURES:

2 STATIONARY & 2 SWIVEL LOCKING CASTERS | FLIP UP COUNTER TOP EXTENSIONS

### DIMENSIONS:

30"W x 33"H x 31"D (45"W WITH EXTENSIONS UP) (31"W WITH EXTENSIONS DOWN)

**NOTE** - WHEN PLACING YOUR ORDER, PLEASE SPECIFY THE FOLLOWING INFORMATION:  
 CART FINISH (COPPER VEIN OR SILVER VEIN) | ACCESSORIES LISTED AS UPGRADE OR SPECIFY FINISH

# 48" SPARK

Accommodates: most Med & LG Big Green Egg Kamado Grills



| Item #    | Cart Finish                        | MSRP    |
|-----------|------------------------------------|---------|
| SPK001-01 | Choose: Copper Vein or Silver Vein | \$1,250 |

## ACCESSORIES

| Item #          | Description  | MSRP  |
|-----------------|--|-------|
| SPK001-ACC001   | Add On Bottom Shelf <i>(Specify Finish - Copper or Silver)</i> | \$240 |
| SPK001-ACC003   | Countertop Caddy   | \$63  |
| SPK001-ACC004-A | Aqualon Grill Cover  | \$672 |
| 4SPK-SWIVEL     | Casters, 4 Swivel Locking <i>(Upgrade)</i>                     | \$89  |
| TOOLHOOK        | Tool/Utensil Hook, Textured Black                              | \$4   |

## STANDARD FEATURES:

2 STATIONARY & 2 SWIVEL LOCKING CASTERS

## DIMENSIONS:

48"W x 34"H x 25"D

TORCH CARTS NON-STOCK

# 54" SPARK

Accommodates: most XL Kamado Grills



| Item #    | Cart Finish                        | MSRP    |
|-----------|------------------------------------|---------|
| SPK002-02 | Choose: Copper Vein or Silver Vein | \$1,503 |

## ACCESSORIES

| Item #          | Description  | MSRP  |
|-----------------|--|-------|
| SPK002-ACC001   | Add On Bottom Shelf <i>(Specify Finish - Copper or Silver)</i> | \$277 |
| SPK002-ACC003   | Countertop Caddy   | \$63  |
| SPK002-ACC004-A | Aqualon Grill Cover  | \$672 |
| 4SPK-SWIVEL     | Casters, 4 Swivel Locking <i>(Upgrade)</i>                     | \$89  |
| TOOLHOOK        | Tool/Utensil Hook, Textured Black                              | \$4   |

## STANDARD FEATURES:

2 STATIONARY & 2 SWIVEL LOCKING CASTERS

## DIMENSIONS:

54"W x 32"H x 31"D

**NOTE** - WHEN PLACING YOUR ORDER, PLEASE SPECIFY THE FOLLOWING INFORMATION:  
 CART FINISH (COPPER VEIN OR SILVER VEIN) | ACCESSORIES LISTED AS UPGRADE OR SPECIFY FINISH





Scan QR Code  
for current  
pricing.

# CHALLENGER DESIGNS - IN-STOCK CABINETS

## ALUMINUM OUTDOOR KITCHEN CABINETS

REV: 09/22/25

Challenger Designs Powder-Coated Aluminum Outdoor Kitchen Cabinets offer a sleek, modern alternative to masonry kitchens with easy installations on most level surfaces including decks and rooftops. Our in-stock cabinets can ship in as little as two weeks from approval.

## TABLE OF CONTENTS

### CHALLENGER DESIGNS OVERVIEW

- Features & Benefits ..... 2
- Door Styles & Color Options ..... 3
- Non-Stock Cabinets ..... 3

### IN-STOCK CABINETS

- Grill & Griddle Cabinets ..... 4
- Waste Bins ..... 4
- 3-Drawer Cabinets ..... 4
- Drawers & Doors ..... 5
- Sink Cabinets ..... 5
- Propane Drawers ..... 6
- Corners ..... 6

### ACCESSORIES & COUNTERTOPS

- Panels & Toe Kicks ..... 7
- Countertop Options ..... 7



Visit: <https://go.empiredistributing.net/outdoor-catalog> for current pricing.

# FEATURES & BENEFITS OF CHALLENGER DESIGNS

CHALLENGER  
DESIGNS

If you are looking for a sleek, elegant, modern look for your outdoor kitchen, powder-coated aluminum cabinets from Challenger offer some unique and important benefits. Use Empire's In-Stock Cabinet Program and get your cabinets delivered in as little as two weeks from approval. Custom cabinets ship in 6-8 weeks from Challenger's headquarters in Indiana.

CHALLENGER IN-STOCK



- ✓ **Weather-Sealed Cabinets**
- ✓ **Short Lead Times for Delivery**
- ✓ **Crafted from Powder-Coated Aluminum**
- ✓ **Stainless Steel Leveling Legs - Great for Decks or Rooftops**
- ✓ **Aluminum, Stainless Steel or Stone Countertops**
- ✓ **Fully-assembled - Quick to Install**
- ✓ **Finished Back Panel Standard - Essential for Islands**
- ✓ **Made in the USA**
- ✓ **Limited Lifetime Warranty**
- ✓ **Custom Cabinet Configurations**

## SAMPLE KITCHEN BOOK WITH PRICING



Download our book with common kitchen configurations and sample pricing.



## WATCH INSTALLATION VIDEOS



Learn how to attach cabinets, install countertops and more.



## GET A FREE SKETCH FROM OUR SPECIALIST

If you need help, Empire has a dedicated Kitchen Specialist to help you design your custom kitchen. Ask to see our Look Book or Sample Kitchen Guide for inspiration.

# IN-STOCK DOOR STYLES & COLORS

CHALLENGER  
DESIGNS

## IN-STOCK COMBINATIONS



PAN DOOR



ANTHRACITE



STAINLESS STEEL  
HANDLES & LEGS



CAPPUCCINO



STAINLESS STEEL  
HANDLES & LEGS



GREY GLIMMER



STAINLESS STEEL  
HANDLES & LEGS



BLACK



STAINLESS STEEL  
HANDLES & LEGS



SHAKER DOOR



ANTHRACITE



STAINLESS STEEL  
HANDLES & LEGS




WHITE




BLACK  
HANDLES & LEGS

## DOOR CONFIGURATIONS



LEFT DOOR




RIGHT DOOR



DOUBLE DOOR

## MORE CABINET STYLES AND SIZES AVAILABLE



Scan to see Challenger  
All Cabinet Retail Pricing.



- Deep Cut Grill Bases
- Deep Ceramic Grill Bases
- 4-Drawer Cabinets
- EVO Grill Bases
- Power Burner Bases
- Overhead Shelves and Lockers



## GRILL CABINETS *Must specify cabinet color, see ordering notes.*

| Item #              | Description       | Door   | Style  | Colors            | Retail  |
|---------------------|-------------------|--------|--------|-------------------|---------|
| OGGB-363528-xxx-PAN | 36" Grill Cabinet | Double | Pan    | ANT, BLK, CAP, GG | \$2,003 |
| OGGB-363528-xxx-SHK | 36" Grill Cabinet | Double | Shaker | ANT, WHT          | \$2,103 |
| OGGB-423528-xxx-PAN | 42" Grill Cabinet | Double | Pan    | ANT, BLK, CAP, GG | \$2,186 |
| OGGB-423528-xxx-SHK | 42" Grill Cabinet | Double | Shaker | ANT, WHT          | \$2,296 |
| OGGB-483528-xxx-PAN | 48" Grill Cabinet | Double | Pan    | ANT, BLK, CAP, GG | \$2,369 |
| OGGB-483528-xxx-SHK | 48" Grill Cabinet | Double | Shaker | ANT, WHT          | \$2,487 |



## SIDE BURNER CABINETS *Must specify cabinet color, see ordering notes.*

| Item #                | Description             | Door  | Style  | Colors            | Retail  |
|-----------------------|-------------------------|-------|--------|-------------------|---------|
| OGGB-183528-L-xxx-PAN | 18" Side Burner Cabinet | Left  | Pan    | ANT, BLK, CAP, GG | \$1,294 |
| OGGB-183528-L-xxx-SHK | 18" Side Burner Cabinet | Left  | Shaker | ANT, WHT          | \$1,358 |
| OGGB-183528-R-xxx-PAN | 18" Side Burner Cabinet | Right | Pan    | ANT, BLK, CAP, GG | \$1,294 |
| OGGB-183528-R-xxx-SHK | 18" Side Burner Cabinet | Right | Shaker | ANT, WHT          | \$1,358 |
| OGGB-243528-L-xxx-PAN | 24" Side Burner Cabinet | Left  | Pan    | ANT, BLK, CAP, GG | \$1,456 |
| OGGB-243528-L-xxx-SHK | 24" Side Burner Cabinet | Left  | Shaker | ANT, WHT          | \$1,529 |
| OGGB-243528-R-xxx-PAN | 24" Side Burner Cabinet | Right | Pan    | ANT, BLK, CAP, GG | \$1,456 |
| OGGB-243528-R-xxx-SHK | 24" Side Burner Cabinet | Right | Shaker | ANT, WHT          | \$1,529 |



## WASTE CABINETS *Must specify cabinet color, see ordering notes.*

| Item #              | Description                  | Door | Style  | Colors            | Retail  |
|---------------------|------------------------------|------|--------|-------------------|---------|
| OWBC-153528-xxx-PAN | 15" Single Waste Bin Cabinet | –    | Pan    | ANT, BLK          | \$1,670 |
| OWBC-153528-xxx-SHK | 15" Single Waste Bin Cabinet | –    | Shaker | ANT, WHT          | \$1,753 |
| OWBC-183528-xxx-PAN | 18" Single Waste Bin Cabinet | –    | Pan    | ANT, BLK, CAP, GG | \$1,863 |
| OWBC-183528-xxx-SHK | 18" Single Waste Bin Cabinet | –    | Shaker | ANT, WHT          | \$1,957 |
| OWBC-243528-xxx-PAN | 24" Double Waste Bin Cabinet | –    | Pan    | ANT, BLK, CAP, GG | \$2,131 |
| OWBC-243528-xxx-SHK | 24" Double Waste Bin Cabinet | –    | Shaker | ANT, WHT          | \$2,237 |



## TRIPLE DRAWER *Must specify cabinet color, see ordering notes.*

| Item #               | Description               | Door | Style | Colors                 | Retail  |
|----------------------|---------------------------|------|-------|------------------------|---------|
| 3ODBC-153528-xxx-UNI | 15" Triple Drawer Cabinet | –    | –     | ANT, BLK, WHT          | \$1,812 |
| 3ODBC-183528-xxx-UNI | 18" Triple Drawer Cabinet | –    | –     | ANT, BLK, CAP, GG, WHT | \$1,948 |
| 3ODBC-243528-xxx-UNI | 24" Triple Drawer Cabinet | –    | –     | ANT, BLK, CAP, GG, WHT | \$2,333 |

## ORDERING NOTES

Replace the "xxx" in the part number with the desired color code (below) for each cabinet. Example: ODB-213528-R-ANT-SHK.

| In-Stock Colors      | Anthracite                | Black     | Cappuccino | Grey Glimmer | White        |
|----------------------|---------------------------|-----------|------------|--------------|--------------|
| Item #               | ANT                       | BLK       | CAP        | GG           | WHT          |
| Available Door Style | Pan (PAN)<br>Shaker (SHK) | Pan (PAN) | Pan (PAN)  | Pan (PAN)    | Shaker (SHK) |



## DOOR DRAWER CABINETS *Must specify cabinet color, see ordering notes.*

| Item #                 | Description                      | Door   | Style  | Colors            | Retail  |
|------------------------|----------------------------------|--------|--------|-------------------|---------|
| OSDDB-183528-L-xxx-PAN | 18" Drawer / Single Door Cabinet | Left   | Pan    | ANT, BLK, CAP, GG | \$1,535 |
| OSDDB-183528-L-xxx-SHK | 18" Drawer / Single Door Cabinet | Left   | Shaker | ANT, WHT          | \$1,612 |
| OSDDB-183528-R-xxx-PAN | 18" Drawer / Single Door Cabinet | Right  | Pan    | ANT, BLK, CAP, GG | \$1,535 |
| OSDDB-183528-R-xxx-SHK | 18" Drawer / Single Door Cabinet | Right  | Shaker | ANT, WHT          | \$1,612 |
| OSDDB-243528-L-xxx-PAN | 24" Drawer / Single Door Cabinet | Left   | Pan    | ANT, BLK          | \$1,733 |
| OSDDB-243528-L-xxx-SHK | 24" Drawer / Single Door Cabinet | Left   | Shaker | ANT, WHT          | \$1,820 |
| OSDDB-243528-R-xxx-PAN | 24" Drawer / Single Door Cabinet | Right  | Pan    | ANT, BLK          | \$1,733 |
| OSDDB-243528-R-xxx-SHK | 24" Drawer / Single Door Cabinet | Right  | Shaker | ANT, WHT          | \$1,820 |
| OSDDB-303528-xxx-PAN   | 30" Drawer / Double Door Cabinet | Double | Pan    | ANT, BLK, CAP, GG | \$1,901 |
| OSDDB-303528-xxx-SHK   | 30" Drawer / Double Door Cabinet | Double | Shaker | ANT, WHT          | \$1,997 |



## DOOR CABINETS *Must specify cabinet color, see ordering notes.*

| Item #               | Description             | Door  | Style  | Colors            | Retail  |
|----------------------|-------------------------|-------|--------|-------------------|---------|
| ODB-213528-L-xxx-PAN | 21" Single Door Cabinet | Left  | Pan    | ANT, BLK, CAP, GG | \$1,473 |
| ODB-213528-L-xxx-SHK | 21" Single Door Cabinet | Left  | Shaker | ANT, WHT          | \$1,547 |
| ODB-213528-R-xxx-PAN | 21" Single Door Cabinet | Right | Pan    | ANT, BLK, CAP, GG | \$1,473 |
| ODB-213528-R-xxx-SHK | 21" Single Door Cabinet | Right | Shaker | ANT, WHT          | \$1,547 |
| ODB-243528-L-xxx-PAN | 24" Single Door Cabinet | Left  | Pan    | ANT, BLK, CAP, GG | \$1,565 |
| ODB-243528-L-xxx-SHK | 24" Single Door Cabinet | Left  | Shaker | ANT, WHT          | \$1,644 |
| ODB-243528-R-xxx-PAN | 24" Single Door Cabinet | Right | Pan    | ANT, BLK, CAP, GG | \$1,565 |
| ODB-243528-R-xxx-SHK | 24" Single Door Cabinet | Right | Shaker | ANT, WHT          | \$1,644 |



## SINK CABINETS *Must specify cabinet color, see ordering notes.*

| Item #               | Description      | Door   | Style  | Colors            | Retail  |
|----------------------|------------------|--------|--------|-------------------|---------|
| OSB-243528-L-xxx-PAN | 24" Sink Cabinet | Left   | Pan    | ANT, BLK, CAP, GG | \$1,399 |
| OSB-243528-L-xxx-SHK | 24" Sink Cabinet | Left   | Shaker | ANT, WHT          | \$1,469 |
| OSB-243528-R-xxx-PAN | 24" Sink Cabinet | Right  | Pan    | ANT, BLK, CAP, GG | \$1,399 |
| OSB-243528-R-xxx-SHK | 24" Sink Cabinet | Right  | Shaker | ANT, WHT          | \$1,469 |
| OSB-363528-xxx-PAN   | 36" Sink Cabinet | Double | Pan    | ANT, BLK, CAP, GG | \$1,738 |
| OSB-363528-xxx-SHK   | 36" Sink Cabinet | Double | Shaker | ANT, WHT          | \$1,825 |

## ORDERING NOTES

Replace the "xxx" in the part number with the desired color code (below) for each cabinet. Example: ODB-213528-R-ANT-SHK.

| In-Stock Colors      | Anthracite                | Black     | Cappuccino | Grey Glimmer | White        |
|----------------------|---------------------------|-----------|------------|--------------|--------------|
| Item #               | ANT                       | BLK       | CAP        | GG           | WHT          |
| Available Door Style | Pan (PAN)<br>Shaker (SHK) | Pan (PAN) | Pan (PAN)  | Pan (PAN)    | Shaker (SHK) |



## INSIDE CORNER KIT *Must specify cabinet color, see ordering notes.*

| Item #                | Description       | Door | Style | Colors                 | Retail |
|-----------------------|-------------------|------|-------|------------------------|--------|
| OCPKIT-313531-xxx-UNI | Inside Corner Kit | –    | –     | ANT, BLK, CAP, GG, WHT | \$682  |



## CORNER BLIND BASE CABINET *Must specify cabinet color, see ordering notes.*

| Item #                | Description               | Door  | Style  | Colors            | Retail  |
|-----------------------|---------------------------|-------|--------|-------------------|---------|
| OBBC-483528-L-xxx-PAN | Corner Blind Base Cabinet | Left  | Pan    | ANT, BLK, CAP, GG | \$2,431 |
| OBBC-483528-L-xxx-SHK | Corner Blind Base Cabinet | Left  | Shaker | ANT, WHT          | \$2,553 |
| OBBC-483528-R-xxx-PAN | Corner Blind Base Cabinet | Right | Pan    | ANT, BLK, CAP, GG | \$2,431 |
| OBBC-483528-R-xxx-SHK | Corner Blind Base Cabinet | Right | Shaker | ANT, WHT          | \$2,553 |



## PULL OUT PROPANE CABINETS *Must specify cabinet color, see ordering notes.*

| Item #             | Description                 | Door | Style  | Colors            | Retail  |
|--------------------|-----------------------------|------|--------|-------------------|---------|
| OPC-213528-xxx-PAN | 21" Pullout Propane Cabinet | –    | Pan    | ANT, BLK, CAP, GG | \$1,786 |
| OPC-213528-xxx-SHK | 21" Pullout Propane Cabinet | –    | Shaker | ANT, WHT          | \$1,874 |



## OPEN SHELF *Must specify cabinet color, see ordering notes.*

| Item #              | Description                   | Door | Style | Colors                 | Retail  |
|---------------------|-------------------------------|------|-------|------------------------|---------|
| OOSB-243528-xxx-UNI | 24" Open Triple Shelf Cabinet | –    | –     | ANT, BLK, CAP, GG, WHT | \$1,597 |



## CERAMIC GRILL STAND *Must specify cabinet color, see ordering notes.*

| Item #              | Description             | Door | Style | Colors                 | Retail  |
|---------------------|-------------------------|------|-------|------------------------|---------|
| OCGS-301728-xxx-UNI | 30" Ceramic Grill Stand | –    | –     | ANT, BLK, CAP, GG, WHT | \$1,475 |

## ORDERING NOTES

Replace the “xxx” in the part number with the desired color code (below) for each cabinet. Example: ODB-213528-R-ANT-SHK.

| In-Stock Colors      | Anthracite                | Black     | Cappuccino | Grey Glimmer | White        |
|----------------------|---------------------------|-----------|------------|--------------|--------------|
| Item #               | ANT                       | BLK       | CAP        | GG           | WHT          |
| Available Door Style | Pan (PAN)<br>Shaker (SHK) | Pan (PAN) | Pan (PAN)  | Pan (PAN)    | Shaker (SHK) |



## PANELS *Must specify cabinet color, see ordering notes.*

| Item #          | Description      | Door | Style | Colors                 | Retail |
|-----------------|------------------|------|-------|------------------------|--------|
| FBP-31X16.5-xxx | 16.5" Back Panel | -    | -     | ANT, BLK, CAP, GG, WHT | \$414  |
| FBP-31X21.5-xxx | 21.5" Back Panel | -    | -     | ANT, BLK, CAP, GG, WHT | \$414  |
| FBP-31X24.5-xxx | 24.5" Back Panel | -    | -     | ANT, BLK, CAP, GG, WHT | \$414  |
| EP-28D-xxx      | End Panel        | -    | -     | ANT, BLK, CAP, GG, WHT | \$594  |
| FP-31X3-xxx     | 3" Filler Panel  | -    | -     | ANT, BLK, CAP, GG, WHT | \$94   |
| FP-31X6-xxx     | 6" Filler Panel  | -    | -     | ANT, BLK, CAP, GG, WHT | \$94   |



## TOE KICKS *Must specify cabinet color, see ordering notes.*

| Item #        | Description                | Door | Style | Colors                 | Retail |
|---------------|----------------------------|------|-------|------------------------|--------|
| 17TK-28W-xxx  | 28" Toe Kick               | -    | -     | ANT, BLK, CAP, GG, WHT | \$105  |
| 17TK-94W-xxx  | 94" Toe Kick               | -    | -     | ANT, BLK, CAP, GG, WHT | \$335  |
| TKE-2-ANT-xxx | 2" Toe Kick Extension, 94" | -    | -     | ANT, BLK, CAP, GG, WHT | \$115  |
| TKE-3-ANT-xxx | 3" Toe Kick Extension, 94" | -    | -     | ANT, BLK, CAP, GG, WHT | \$136  |
| TKE-4-ANT-xxx | 4" Toe Kick Extension, 94" | -    | -     | ANT, BLK, CAP, GG, WHT | \$157  |



## COUNTERTOPS *All countertops are special order. Must specify color.*

| Item #  | Description                           | Retail               |
|---------|---------------------------------------|----------------------|
| ACT-30* | 30" Deep Countertop - Aluminum        | \$25 per lineal inch |
| SST-30* | 30" Deep Countertop - Stainless Steel | \$52 per lineal inch |

Countertops are available in four powder-coated aluminum colors and brushed stainless steel. Countertops are priced by the lineal inch. All metal countertops ship directly from Indiana as they are custom to your kitchen. Countertops typically arrive between 2-3 weeks of ordering.


Cabinets can support up to 2" thick stone countertops. For stone countertops, contact your local stone fabricator.



BRUSHED  
STAINLESS STEEL  
(SST)



COPPER  
VEIN  
(CV)



SILVER  
VEIN  
(SV)



SPECKLED  
WALNUT  
(SW)



TEXTURED  
BLACK  
(BLK)

## ORDERING NOTES

Replace the "xxx" in the part number with the desired color code (below) for each cabinet. Example: ODB-213528-R-ANT-SHK.

| In-Stock Colors      | Anthracite                | Black     | Cappuccino | Grey Glimmer | White        |
|----------------------|---------------------------|-----------|------------|--------------|--------------|
| Item #               | ANT                       | BLK       | CAP        | GG           | WHT          |
| Available Door Style | Pan (PAN)<br>Shaker (SHK) | Pan (PAN) | Pan (PAN)  | Pan (PAN)    | Shaker (SHK) |

\*Special Order

# HOW TO ORDER CHALLENGER OUTDOOR KITCHEN CABINETS

CHALLENGER  
DESIGNS

Measure your space, then choose what components you want and find matching cabinets. Fill in your remaining space with storage cabinets or filler panels. Order in-stock cabinets for faster delivery. Choose your color, then finish with aluminum, stainless steel or your own stone countertops.

CHALLENGER IN-STOCK

## COMPONENT CABINETS



GRILL OR GRIDDLE



OGBB

SIDE BURNER



OGBB

SINK



OSB

REFRIGERATORS



FBP

TRASH



OWBC

## STORAGE CABINETS



DRAWERS



3ODBC

DOORS



ODB

SINGLE DOOR + DRAWER



OSDDB

DOUBLE DOOR + DRAWER



OSDDB

OPEN SHELVES



OOSB


FILLER PANELS



FP



**CHALLENGER COMPLETE LINE**



Scan QR Code for current pricing.

# CHALLENGER DESIGNS

## FULL ALUMINUM CABINET LIST

REV: 03/20/26

Challenger Designs Powder-Coated Aluminum Outdoor Kitchen Cabinets offer a sleek, modern alternative to masonry kitchens with easy installations, even on decks and rooftops.



## TABLE OF CONTENTS

**COLORS & CABINET STYLES**  
Cabinet Styles and Colors ..... 2

**CABINET BASES**  
Grill Bases ..... 3  
Drawers & Doors..... 5  
Sink Bases ..... 8  
Corner Bases..... 9  
Specialized Bases ..... 10

**COUNTERTOPS & ACCESSORIES**  
Countertop Options ..... 18  
Filler Panels & Accessories..... 19

**LOCKERS & OVERHEAD CABINETS**  
Lockers ..... 21  
Overhead Cabinets ..... 22

## DOOR STYLE OPTIONS



PAN DOOR



SHAKER DOOR



RIBBED DOOR

CHALLENGER COMPLETE LINE

## HANDLE & LEG COLOR OPTIONS



9" HANDLE  
STAINLESS STEEL



9" HANDLE  
STAINLESS STEEL  
BLACK



9" HANDLE  
STAINLESS STEEL  
BRONZE



4" LEG  
STAINLESS STEEL



4" LEG  
STAINLESS STEEL  
BLACK

IMAGE  
UNAVAILABLE

4" LEG  
STAINLESS STEEL  
BRONZE

ADA LEGS AVAILABLE

## CABINET COLOR OPTIONS



ANTHRACITE



CAPPUCCINO



TEXTURED  
GREY GLIMMER



SPECKLED  
WALNUT



TEXTURED  
WHITE



TEXTURED  
BLACK



SANDY  
SHORE



GRAPHITE

## COUNTERTOP OPTIONS



BRUSHED  
STAINLESS STEEL



COPPER  
VEIN




SILVER  
VEIN



SPECKLED  
WALNUT

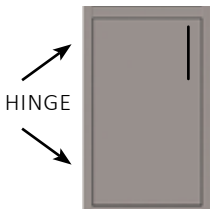


TEXTURED  
BLACK

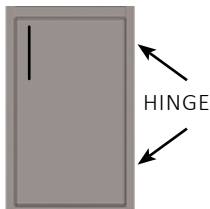


WHITE  
VEIN

## LEFT, RIGHT & DOUBLE DOORS



LEFT DOOR



RIGHT DOOR



DOUBLE DOOR

# GRILL & BURNER BASES

## SIDE BURNER BASE - 28" DEPTH



APPLIANCE SKIRT: 12" TALL  
18" - 24" = 1 DOOR (LH OR RH)

| Width | Door       | Shaker Item #   | Ribbed Item #   | Retail  | Pan Item #      | Retail  |
|-------|------------|-----------------|-----------------|---------|-----------------|---------|
| 18"   | Left Hand  | OGGB-183528-L-S | OGGB-183528-L-R | \$1,358 | OGGB-183528-L-P | \$1,294 |
| 18"   | Right Hand | OGGB-183528-R-S | OGGB-183528-R-R | \$1,358 | OGGB-183528-R-P | \$1,294 |
| 21"   | Left Hand  | OGGB-213528-L-S | OGGB-213528-L-R | \$1,455 | OGGB-213528-L-P | \$1,385 |
| 21"   | Right Hand | OGGB-213528-R-S | OGGB-213528-R-R | \$1,455 | OGGB-213528-R-P | \$1,385 |
| 24"   | Left Hand  | OGGB-243528-L-S | OGGB-243528-L-R | \$1,529 | OGGB-243528-L-P | \$1,456 |
| 24"   | Right Hand | OGGB-243528-R-S | OGGB-243528-R-R | \$1,529 | OGGB-243528-R-P | \$1,456 |

## GRILL BASE - 28" DEPTH



APPLIANCE SKIRT: 12" TALL  
27" - 48" = 2 DOOR (LH/RH)  
51" - 54" = 3 DOOR (LH/RH/RH)  
57" - 66" = 4 DOOR  
(LH/RH/LH/RH)  
VENTED IN FLOOR AND  
BACK PANEL  
DOES NOT ACCOMMODATE  
LP TANK

| Width | Door   | Shaker Item # | Ribbed Item # | Retail  | Pan Item #    | Retail  |
|-------|--------|---------------|---------------|---------|---------------|---------|
| 27"   | Double | OGGB-273528-S | OGGB-273528-R | \$1,632 | OGGB-273528-P | \$1,554 |
| 30"   | Double | OGGB-303528-S | OGGB-303528-R | \$1,716 | OGGB-303528-P | \$1,634 |
| 33"   | Double | OGGB-333528-S | OGGB-333528-R | \$1,825 | OGGB-333528-P | \$1,738 |
| 36"   | Double | OGGB-363528-S | OGGB-363528-R | \$2,103 | OGGB-363528-P | \$2,003 |
| 39"   | Double | OGGB-393528-S | OGGB-393528-R | \$2,199 | OGGB-393528-P | \$2,095 |
| 42"   | Double | OGGB-423528-S | OGGB-423528-R | \$2,296 | OGGB-423528-P | \$2,186 |
| 45"   | Double | OGGB-453528-S | OGGB-453528-R | \$2,392 | OGGB-453528-P | \$2,278 |
| 48"   | Double | OGGB-483528-S | OGGB-483528-R | \$2,487 | OGGB-483528-P | \$2,369 |
| 51"   | 3-Door | OGGB-513528-S | OGGB-513528-R | \$2,736 | OGGB-513528-P | \$2,606 |
| 54"   | 3-Door | OGGB-543528-S | OGGB-543528-R | \$2,985 | OGGB-543528-P | \$2,843 |
| 57"   | 4-Door | OGGB-573528-S | OGGB-573528-R | \$3,233 | OGGB-573528-P | \$3,080 |
| 60"   | 4-Door | OGGB-603528-S | OGGB-603528-R | \$3,482 | OGGB-603528-P | \$3,317 |
| 63"   | 4-Door | OGGB-633528-S | OGGB-633528-R | \$3,731 | OGGB-633528-P | \$3,554 |
| 66"   | 4-Door | OGGB-663528-S | OGGB-663528-R | \$3,980 | OGGB-663528-P | \$3,791 |

## GRILL BASE - DEEP CUT- 28" DEPTH



2 DOOR (LH/RH)  
VENTED IN FLOOR AND  
BACK PANEL  
CUSTOM APPLIANCE SKIRT AT TOP: 16" TALL  
DOES NOT ACCOMMODATE A LP TANK

| Width | Door   | Shaker Item #  | Ribbed Item #  | Retail  | Pan Item #     | Retail  |
|-------|--------|----------------|----------------|---------|----------------|---------|
| 36"   | Double | OGGBD-363528-S | OGGBD-363528-R | \$2,103 | OGGBD-363528-P | \$2,003 |
| 39"   | Double | OGGBD-393528-S | OGGBD-393528-R | \$2,203 | OGGBD-393528-P | \$2,092 |
| 42"   | Double | OGGBD-423528-S | OGGBD-423528-R | \$2,296 | OGGBD-423528-P | \$2,186 |
| 45"   | Double | OGGBD-453528-S | OGGBD-453528-R | \$2,460 | OGGBD-453528-P | \$2,343 |
| 48"   | Double | OGGBD-483528-S | OGGBD-483528-R | \$2,487 | OGGBD-483528-P | \$2,369 |
| 51"   | Double | OGGBD-513528-S | OGGBD-513528-R | \$2,642 | OGGBD-513528-P | \$2,517 |

## GRILL BASE W/ DOOR & DRAWER - 28" DEPTH



APPLIANCE SKIRT: 12" TALL  
DRAWER 1 & 2: 7.2" H  
1 DOOR (RH ONLY)  
15.69" W X 16" H  
SUB FLOOR OVER DRAWERS; 12" FROM TOP OF CABINET  
VENTED IN BACK PANEL  
DOES NOT ACCOMMODATE A LP TANK

| Width | Door       | Shaker Item #   | Ribbed Item #   | Retail  | Pan Item #      | Retail  |
|-------|------------|-----------------|-----------------|---------|-----------------|---------|
| 30"   | Right Hand | ODDGGB-303528-S | ODDGGB-303528-R | \$2,222 | ODDGGB-303528-P | \$2,117 |
| 33"   | Right Hand | ODDGGB-333528-S | ODDGGB-333528-R | \$2,445 | ODDGGB-333528-P | \$2,329 |
| 36"   | Right Hand | ODDGGB-363528-S | ODDGGB-363528-R | \$2,667 | ODDGGB-363528-P | \$2,540 |
| 39"   | Right Hand | ODDGGB-393528-S | ODDGGB-393528-R | \$2,730 | ODDGGB-393528-P | \$2,600 |
| 42"   | Right Hand | ODDGGB-423528-S | ODDGGB-423528-R | \$2,791 | ODDGGB-423528-P | \$2,659 |
| 45"   | Right Hand | ODDGGB-453528-S | ODDGGB-453528-R | \$2,915 | ODDGGB-453528-P | \$2,776 |
| 48"   | Right Hand | ODDGGB-483528-S | ODDGGB-483528-R | \$3,058 | ODDGGB-483528-P | \$2,909 |

CHALLENGER COMPLETE LINE

# SPECIALITY GRILL & POWER BURNER BASES

## GRILL BASE - 32" DEPTH



| Width | Door   | Shaker Item # | Ribbed Item # | Retail  | Pan Item #    | Retail  |
|-------|--------|---------------|---------------|---------|---------------|---------|
| 42"   | Double | OGGB-423532-S | OGGB-423532-R | \$2,480 | OGGB-423532-P | \$2,362 |
| 48"   | Double | OGGB-483532-S | OGGB-483532-R | \$2,686 | OGGB-483532-P | \$2,558 |
| 54"   | 3-Door | OGGB-543532-S | OGGB-543532-R | \$3,224 | OGGB-543532-P | \$3,070 |
| 60"   | 4-Door | OGGB-603532-S | OGGB-603532-R | \$3,761 | OGGB-603532-P | \$3,582 |
| 66"   | 4-Door | OGGB-663532-S | OGGB-663532-R | \$4,298 | OGGB-663532-P | \$4,094 |

APPLIANCE SKIRT: 12" TALL  
 42" - 48" = 2 DOOR (LH/RH)  
 51" - 54" = 3 DOOR  
 (LH/RH/RH)  
 60" - 66" = 4 DOOR  
 (LH/RH/LH/RH)  
 VENTED IN FLOOR AND  
 BACK PANEL, DOES NOT  
 ACCOMMODATE LP TANK

## GRILL BASE - DEEP CUT- 32" DEPTH

| Width | Door   | Shaker Item #  | Ribbed Item #  | Retail  | Pan Item #     | Retail  |
|-------|--------|----------------|----------------|---------|----------------|---------|
| 45"   | Double | OGGBD-453532-S | OGGBD-453532-R | \$2,814 | OGGBD-453532-P | \$2,680 |

## POWER BURNER BASE



| Width | Door | Shaker Item # | Ribbed Item # | Retail | Pan Item #  | Retail  |
|-------|------|---------------|---------------|--------|-------------|---------|
| 24"   | -    | -             | -             | -      | OPBB-243528 | \$2,898 |
| 27"   | -    | -             | -             | -      | OPBB-273528 | \$3,196 |
| 30"   | -    | -             | -             | -      | OPBB-303528 | \$3,353 |
| 36"   | -    | -             | -             | -      | OPBB-363528 | \$4,036 |

CUSTOM APPLIANCE SHELF HEIGHT/WIDTH  
 1 DRAWER: 10" H

## POWER BURNER COVER

**POWER BURNER  
 COVER MUST BE  
 INSTALLED  
 AT FACTORY  
 CANNOT BE  
 INSTALLED ON SITE**

| Width | Finish                 | Item #       | Retail |
|-------|------------------------|--------------|--------|
| 24"   | Stainless Steel        | PBCOVER-24SS | \$503  |
| 24"   | Powder Coated Aluminum | PBCOVER-24AL | \$293  |
| 27"   | Stainless Steel        | PBCOVER-27SS | \$615  |
| 27"   | Powder Coated Aluminum | PBCOVER-27AL | \$331  |
| 30"   | Stainless Steel        | PBCOVER-30SS | \$724  |
| 30"   | Powder Coated Aluminum | PBCOVER-30AL | \$368  |
| 36"   | Stainless Steel        | PBCOVER-36SS | \$811  |
| 36"   | Powder Coated Aluminum | PBCOVER-36AL | \$444  |

## GRILL BASE W/ WARMING DRAWER



| Width | Door | Shaker Item #   | Ribbed Item #   | Retail  | Pan Item #      | Retail  |
|-------|------|-----------------|-----------------|---------|-----------------|---------|
| 36"   | --   | OGGWDB-363528-S | OGGWDB-363528-R | \$2,208 | OGGWDB-363528-P | \$2,102 |
| 42"   | --   | OGGWDB-423528-S | OGGWDB-423528-R | \$2,410 | OGGWDB-423528-P | \$2,295 |
| 48"   | --   | OGGWDB-483528-S | OGGWDB-483528-R | \$2,755 | OGGWDB-483528-P | \$2,623 |

CUSTOM APPLIANCE SKIRT AT TOP: 12" TALL  
 CUSTOM FALSE PANEL IN BOTTOM FRONT FOR WARMING DRAWER  
 VENTED IN FLOOR AND BACK PANEL, DOES NOT ACCOMMODATE A LP TANK

## WARMING DRAWER BASE

IMAGE  
 UNAVAILABLE

| Width | Door | Shaker Item #  | Ribbed Item #  | Retail  | Pan Item #     | Retail  |
|-------|------|----------------|----------------|---------|----------------|---------|
| 36"   | --   | OWDDB-363528-S | OWDDB-363528-R | \$2,314 | OWDDB-363528-P | \$2,204 |

# DRAWER BASES

## 3 DRAWER CABINET



28" CABINET DEPTH  
1 DRAWER: 5.5"H  
DRAWER 2 -3: 9.75"H

| Width | Drawer | Shaker Item # | Ribbed Item # | Retail | Pan Item #   | Retail  |
|-------|--------|---------------|---------------|--------|--------------|---------|
| 15"   | 3      | -             | -             | -      | 3ODBC-153528 | \$1,812 |
| 18"   | 3      | -             | -             | -      | 3ODBC-183528 | \$1,948 |
| 21"   | 3      | -             | -             | -      | 3ODBC-213528 | \$2,082 |
| 24"   | 3      | -             | -             | -      | 3ODBC-243528 | \$2,333 |
| 27"   | 3      | -             | -             | -      | 3ODBC-273528 | \$2,471 |
| 30"   | 3      | -             | -             | -      | 3ODBC-303528 | \$2,608 |
| 33"   | 3      | -             | -             | -      | 3ODBC-333528 | \$2,744 |

## 4 DRAWER CABINET



28" CABINET DEPTH  
DRAWERS 1-3: 5.5"H  
DRAWER 4: 7"H

| Width | Drawer | Shaker Item # | Ribbed Item # | Retail | Pan Item #   | Retail  |
|-------|--------|---------------|---------------|--------|--------------|---------|
| 15"   | 4      | -             | -             | -      | 4ODBC-153528 | \$2,096 |
| 18"   | 4      | -             | -             | -      | 4ODBC-183528 | \$2,188 |
| 21"   | 4      | -             | -             | -      | 4ODBC-213528 | \$2,325 |
| 24"   | 4      | -             | -             | -      | 4ODBC-243528 | \$2,576 |
| 27"   | 4      | -             | -             | -      | 4ODBC-273528 | \$2,758 |
| 30"   | 4      | -             | -             | -      | 4ODBC-303528 | \$2,931 |
| 33"   | 4      | -             | -             | -      | 4ODBC-333528 | \$3,095 |

## WASTE BIN



1 DRAWER: 5.5" H  
SLIDE OUT WASTE BIN TRAY  
15" & 18" SINGLE WASTE BIN  
21" & 24" DOUBLE WASTE  
BIN (7 GALLON BIN)

| Width | # of Bins | Shaker Item # | Ribbed Item # | Retail  | Pan Item #    | Retail  |
|-------|-----------|---------------|---------------|---------|---------------|---------|
| 15"   | 1         | OWBC-153528-S | OWBC-153528-R | \$1,753 | OWBC-153528-P | \$1,670 |
| 18"   | 1         | OWBC-183528-S | OWBC-183528-R | \$1,957 | OWBC-183528-P | \$1,863 |
| 21"   | 2         | OWBC-213528-S | OWBC-213528-R | \$2,096 | OWBC-213528-P | \$1,996 |
| 24"   | 2         | OWBC-243528-S | OWBC-243528-R | \$2,237 | OWBC-243528-P | \$2,131 |

# DOOR BASES

## DOOR /DRAWER BASE



28" CABINET DEPTH  
1 DRAWER: 5.5"H  
1 FULL WIDTH ADJ SHELF  
12" - 24" = 1 DOOR (LH OR RH)  
27" - 48" = 2 DOOR (LH/RH)

CHALLENGER COMPLETE LINE

| Width | Door       | Shaker Item #    | Ribbed Item #    | Retail  | Pan Item #       | Retail  |
|-------|------------|------------------|------------------|---------|------------------|---------|
| 15"   | Left Hand  | OSDDB-153528-L-S | OSDDB-153528-L-R | \$1,485 | OSDDB-153528-L-P | \$1,415 |
| 15"   | Right Hand | OSDDB-153528-R-S | OSDDB-153528-R-R | \$1,485 | OSDDB-153528-R-P | \$1,415 |
| 18"   | Left Hand  | OSDDB-183528-L-S | OSDDB-183528-L-R | \$1,612 | OSDDB-183528-L-P | \$1,535 |
| 18"   | Right Hand | OSDDB-183528-R-S | OSDDB-183528-R-R | \$1,612 | OSDDB-183528-R-P | \$1,535 |
| 21"   | Left Hand  | OSDDB-213528-L-S | OSDDB-213528-L-R | \$1,739 | OSDDB-213528-L-P | \$1,657 |
| 21"   | Right Hand | OSDDB-213528-R-S | OSDDB-213528-R-R | \$1,739 | OSDDB-213528-R-P | \$1,657 |
| 24"   | Left Hand  | OSDDB-243528-L-S | OSDDB-243528-L-R | \$1,820 | OSDDB-243528-L-P | \$1,733 |
| 24"   | Right Hand | OSDDB-243528-R-S | OSDDB-243528-R-R | \$1,820 | OSDDB-243528-R-P | \$1,733 |
| 27"   | Double     | OSDDB-273528-S   | OSDDB-273528-R   | \$1,895 | OSDDB-273528-P   | \$1,805 |
| 30"   | Double     | OSDDB-303528-S   | OSDDB-303528-R   | \$1,997 | OSDDB-303528-P   | \$1,901 |
| 33"   | Double     | OSDDB-333528-S   | OSDDB-333528-R   | \$2,113 | OSDDB-333528-P   | \$2,012 |
| 36"   | Double     | OSDDB-363528-S   | OSDDB-363528-R   | \$2,773 | OSDDB-363528-P   | \$2,640 |
| 39"   | Double     | OSDDB-393528-S   | OSDDB-393528-R   | \$2,862 | OSDDB-393528-P   | \$2,725 |
| 42"   | Double     | OSDDB-423528-S   | OSDDB-423528-R   | \$2,962 | OSDDB-423528-P   | \$2,821 |
| 45"   | Double     | OSDDB-453528-S   | OSDDB-453528-R   | \$3,062 | OSDDB-453528-P   | \$2,914 |
| 48"   | Double     | OSDDB-483528-S   | OSDDB-483528-R   | \$3,161 | OSDDB-483528-P   | \$3,010 |


## DOOR BASE W/ SLIDE OUT



2 INTERNAL  
NON-ADJUSTABLE  
SLIDE OUTS  
(1 TOP MIDDLE,  
1 FLOOR MOUNT)  
1 DOOR (LH OR RH)

| Width | Door       | Shaker Item #    | Ribbed Item #    | Retail  | Pan Item #       | Retail  |
|-------|------------|------------------|------------------|---------|------------------|---------|
| 15"   | Left Hand  | OISDB-153528-L-S | OISDB-153528-L-R | \$2,039 | OISDB-153528-L-P | \$1,942 |
| 15"   | Right Hand | OISDB-153528-R-S | OISDB-153528-R-R | \$2,039 | OISDB-153528-R-P | \$1,942 |
| 18"   | Left Hand  | OISDB-183528-L-S | OISDB-183528-L-R | \$2,119 | OISDB-183528-L-P | \$2,018 |
| 18"   | Right Hand | OISDB-183528-R-S | OISDB-183528-R-R | \$2,119 | OISDB-183528-R-P | \$2,018 |
| 21"   | Left Hand  | OISDB-213528-L-S | OISDB-213528-L-R | \$2,198 | OISDB-213528-L-P | \$2,093 |
| 21"   | Right Hand | OISDB-213528-R-S | OISDB-213528-R-R | \$2,198 | OISDB-213528-R-P | \$2,093 |
| 24"   | Left Hand  | OISDB-243528-L-S | OISDB-243528-L-R | \$2,276 | OISDB-243528-L-P | \$2,168 |
| 24"   | Right Hand | OISDB-243528-R-S | OISDB-243528-R-R | \$2,276 | OISDB-243528-R-P | \$2,168 |

## BASE SHELF



| Width | Item #    | Retail |
|-------|-----------|--------|
| 18"   | BLAS-1828 | \$70   |
| 21"   | BLAS-2128 | \$80   |
| 24"   | BLAS-2428 | \$90   |
| 27"   | BLAS-2728 | \$100  |
| 30"   | BLAS-3028 | \$110  |

# DOOR BASES

## DOOR CABINET - 28" DEPTH



28" CABINET DEPTH  
1 FULL WIDTH ADJ SHELF  
12" - 24" = 1 DOOR (LH OR RH)  
27" - 54" = 2 DOOR (LH/RH)

| Width | Door       | Shaker Item #  | Ribbed Item #  | Retail  | Pan Item #     | Retail  |
|-------|------------|----------------|----------------|---------|----------------|---------|
| 12"   | Left Hand  | ODB-123528-L-S | ODB-123528-L-R | \$1,303 | ODB-123528-L-P | \$1,240 |
| 12"   | Right Hand | ODB-123528-R-S | ODB-123528-R-R | \$1,303 | ODB-123528-R-P | \$1,240 |
| 15"   | Left Hand  | ODB-153528-L-S | ODB-153528-L-R | \$1,345 | ODB-153528-L-P | \$1,280 |
| 15"   | Right Hand | ODB-153528-R-S | ODB-153528-R-R | \$1,345 | ODB-153528-R-P | \$1,280 |
| 18"   | Left Hand  | ODB-183528-L-S | ODB-183528-L-R | \$1,450 | ODB-183528-L-P | \$1,381 |
| 18"   | Right Hand | ODB-183528-R-S | ODB-183528-R-R | \$1,450 | ODB-183528-R-P | \$1,381 |
| 21"   | Left Hand  | ODB-213528-L-S | ODB-213528-L-R | \$1,547 | ODB-213528-L-P | \$1,473 |
| 21"   | Right Hand | ODB-213528-R-S | ODB-213528-R-R | \$1,547 | ODB-213528-R-P | \$1,473 |
| 24"   | Left Hand  | ODB-243528-L-S | ODB-243528-L-R | \$1,644 | ODB-243528-L-P | \$1,565 |
| 24"   | Right Hand | ODB-243528-R-S | ODB-243528-R-R | \$1,644 | ODB-243528-R-P | \$1,565 |
| 27"   | Double     | ODB-273528-S   | ODB-273528-R   | \$1,762 | ODB-273528-P   | \$1,678 |
| 30"   | Double     | ODB-303528-S   | ODB-303528-R   | \$1,820 | ODB-303528-P   | \$1,733 |
| 33"   | Double     | ODB-333528-S   | ODB-333528-R   | \$2,008 | ODB-333528-P   | \$1,913 |
| 36"   | Double     | ODB-363528-S   | ODB-363528-R   | \$2,105 | ODB-363528-P   | \$2,005 |
| 39"   | Double     | ODB-393528-S   | ODB-393528-R   | \$2,347 | ODB-393528-P   | \$2,236 |
| 42"   | Double     | ODB-423528-S   | ODB-423528-R   | \$2,404 | ODB-423528-P   | \$2,290 |
| 45"   | Double     | ODB-453528-S   | ODB-453528-R   | \$2,501 | ODB-453528-P   | \$2,383 |
| 48"   | Double     | ODB-483528-S   | ODB-483528-R   | \$2,591 | ODB-483528-P   | \$2,468 |
| 54"   | Double     | ODB-543528-S   | ODB-543528-R   | \$2,813 | ODB-543528-P   | \$2,680 |

CHALLENGER COMPLETE LINE

## DOOR CABINET - 12" DEPTH



12" CABINET DEPTH  
1 FULL WIDTH ADJ SHELF  
12" - 24" = 1 DOOR (LH OR RH)  
27" - 54" = 2 DOOR (LH/RH)

| Width | Door       | Shaker Item #  | Ribbed Item #  | Retail  | Pan Item #     | Retail  |
|-------|------------|----------------|----------------|---------|----------------|---------|
| 12"   | Left Hand  | ODB-123512-L-S | ODB-123512-L-R | \$1,194 | ODB-123512-L-P | \$1,137 |
| 12"   | Right Hand | ODB-123512-R-S | ODB-123512-R-R | \$1,194 | ODB-123512-R-P | \$1,137 |
| 15"   | Left Hand  | ODB-153512-L-S | ODB-153512-L-R | \$1,251 | ODB-153512-L-P | \$1,192 |
| 15"   | Right Hand | ODB-153512-R-S | ODB-153512-R-R | \$1,251 | ODB-153512-R-P | \$1,192 |
| 18"   | Left Hand  | ODB-183512-L-S | ODB-183512-L-R | \$1,315 | ODB-183512-L-P | \$1,253 |
| 18"   | Right Hand | ODB-183512-R-S | ODB-183512-R-R | \$1,315 | ODB-183512-R-P | \$1,253 |
| 21"   | Left Hand  | ODB-213512-L-S | ODB-213512-L-R | \$1,406 | ODB-213512-L-P | \$1,339 |
| 21"   | Right Hand | ODB-213512-R-S | ODB-213512-R-R | \$1,406 | ODB-213512-R-P | \$1,339 |
| 24"   | Left Hand  | ODB-243512-L-S | ODB-243512-L-R | \$1,466 | ODB-243512-L-P | \$1,396 |
| 24"   | Right Hand | ODB-243512-R-S | ODB-243512-R-R | \$1,466 | ODB-243512-R-P | \$1,396 |
| 27"   | Double     | ODB-273512-S   | ODB-273512-R   | \$1,601 | ODB-273512-P   | \$1,525 |
| 30"   | Double     | ODB-303512-S   | ODB-303512-R   | \$1,658 | ODB-303512-P   | \$1,580 |
| 33"   | Double     | ODB-333512-S   | ODB-333512-R   | \$1,822 | ODB-333512-P   | \$1,735 |
| 36"   | Double     | ODB-363512-S   | ODB-363512-R   | \$2,013 | ODB-363512-P   | \$1,918 |
| 39"   | Double     | ODB-393512-S   | ODB-393512-R   | \$2,159 | ODB-393512-P   | \$2,056 |
| 42"   | Double     | ODB-423512-S   | ODB-423512-R   | \$2,195 | ODB-423512-P   | \$2,090 |
| 45"   | Double     | ODB-453512-S   | ODB-453512-R   | \$2,295 | ODB-453512-P   | \$2,186 |
| 48"   | Double     | ODB-483512-S   | ODB-483512-R   | \$2,388 | ODB-483512-P   | \$2,274 |
| 54"   | Double     | ODB-543512-S   | ODB-543512-R   | \$2,588 | ODB-543512-P   | \$2,465 |

# SINK BASES

## SINK BASE



28" CABINET DEPTH  
FALSE PANEL AT TOP  
18" - 24" = 1 DOOR  
(LH OR RH)  
27" - 48" = 2 DOOR (LH/RH)  
NO SHELF, NO DRAWER

CHALLENGER COMPLETE LINE

| Width | Door       | Shaker Item #  | Ribbed Item #  | Retail  | Pan Item #     | Retail  |
|-------|------------|----------------|----------------|---------|----------------|---------|
| 18"   | Left Hand  | OSB-183528-L-S | OSB-183528-L-R | \$1,206 | OSB-183528-L-P | \$1,148 |
| 18"   | Right Hand | OSB-183528-R-S | OSB-183528-R-R | \$1,206 | OSB-183528-R-P | \$1,148 |
| 21"   | Left Hand  | OSB-213528-L-S | OSB-213528-L-R | \$1,334 | OSB-213528-L-P | \$1,270 |
| 21"   | Right Hand | OSB-213528-R-S | OSB-213528-R-R | \$1,334 | OSB-213528-R-P | \$1,270 |
| 24"   | Left Hand  | OSB-243528-L-S | OSB-243528-L-R | \$1,469 | OSB-243528-L-P | \$1,399 |
| 24"   | Right Hand | OSB-243528-R-S | OSB-243528-R-R | \$1,469 | OSB-243528-R-P | \$1,399 |
| 27"   | Double     | OSB-273528-S   | OSB-273528-R   | \$1,553 | OSB-273528-P   | \$1,478 |
| 30"   | Double     | OSB-303528-S   | OSB-303528-R   | \$1,631 | OSB-303528-P   | \$1,553 |
| 33"   | Double     | OSB-333528-S   | OSB-333528-R   | \$1,732 | OSB-333528-P   | \$1,649 |
| 36"   | Double     | OSB-363528-S   | OSB-363528-R   | \$1,825 | OSB-363528-P   | \$1,738 |
| 39"   | Double     | OSB-393528-S   | OSB-393528-R   | \$1,921 | OSB-393528-P   | \$1,829 |
| 42"   | Double     | OSB-423528-S   | OSB-423528-R   | \$2,015 | OSB-423528-P   | \$1,919 |
| 45"   | Double     | OSB-453528-S   | OSB-453528-R   | \$2,111 | OSB-453528-P   | \$2,010 |
| 48"   | Double     | OSB-483528-S   | OSB-483528-R   | \$2,204 | OSB-483528-P   | \$2,099 |

## APRON (FARMHOUSE) SINK BASE



FOR BEVERAGE  
CENTERS & APRON SINKS

| Width | Door   | Shaker Item # | Ribbed Item # | Retail  | Pan Item #    | Retail  |
|-------|--------|---------------|---------------|---------|---------------|---------|
| 30"   | Double | OASB-303528-S | OASB-303528-R | \$2,684 | OASB-303528-P | \$2,561 |
| 36"   | Double | OASB-363528-S | OASB-363528-R | \$2,761 | OASB-363528-P | \$2,629 |
| 39"   | Double | OASB-393528-S | OASB-393528-R | \$2,834 | OASB-393528-P | \$2,699 |
| 42"   | Double | OASB-423528-S | OASB-423528-R | \$2,933 | OASB-423528-P | \$2,794 |
| 45"   | Double | OASB-453528-S | OASB-453528-R | \$3,001 | OASB-453528-P | \$2,858 |
| 48"   | Double | OASB-483528-S | OASB-483528-R | \$3,041 | OASB-483528-P | \$2,896 |

## ADA SINK BASE



FALSE PANEL AT TOP  
INCLUDES 4 ADA LEGS  
(1 1/2" H)  
REMOVABLE PANEL FOR PLUMBING ACCESS

| Width | Door | Shaker Item # | Ribbed Item # | Retail | Pan Item #     | Retail  |
|-------|------|---------------|---------------|--------|----------------|---------|
| 36"   | -    | -             | -             | -      | OSB-363228-ADA | \$1,573 |
| 39"   | -    | -             | -             | -      | OSB-393228-ADA | \$1,643 |
| 42"   | -    | -             | -             | -      | OSB-423228-ADA | \$1,714 |
| 45"   | -    | -             | -             | -      | OSB-453228-ADA | \$1,784 |
| 48"   | -    | -             | -             | -      | OSB-483228-ADA | \$1,878 |

ADA SINK BASE REQUIRES CUSTOMER SUPPLIED SINK  
ADA LEGS REQUIRED THROUGHOUT KITCHEN, SEE PAGE 19.

## SINKS & ACCESSORIES

| Description         | Item #  | Retail  |
|---------------------|---------|---------|
| 30" Undermount Sink | SINK-30 | \$2,477 |
| 15" Undermount Sink | SINK-15 | \$442   |
| Water System        | WTP     | \$772   |
| Towel Bar Handle    | TBH     | \$286   |

# CORNER BASE CABINETS

## CORNER BASE



| Width | Door       | Shaker Item #    | Ribbed Item #    | Retail  | Pan Item #       | Retail  |
|-------|------------|------------------|------------------|---------|------------------|---------|
| 40"   | Left Hand  | OICCB-403528-L-S | OICCB-403528-L-R | \$2,660 | OICCB-403528-L-P | \$2,534 |
| 40"   | Right Hand | OICCB-403528-R-S | OICCB-403528-R-R | \$2,660 | OICCB-403528-R-P | \$2,534 |

1 DOOR (LH OR RH)  
 1 FULL WIDTH ADJ SHELF  
 DOOR WIDTH = 13.75"  
 CANNOT BE AT END OF  
 CABINET RUN OR BESIDE  
 OPENING

## BLIND BASE



| Width | Door       | Shaker Item #   | Ribbed Item #   | Retail  | Pan Item #      | Retail  |
|-------|------------|-----------------|-----------------|---------|-----------------|---------|
| 48"   | Left Hand  | OBBC-483528-L-S | OBBC-483528-L-R | \$2,553 | OBBC-483528-L-P | \$2,431 |
| 48"   | Right Hand | OBBC-483528-R-S | OBBC-483528-R-R | \$2,553 | OBBC-483528-R-P | \$2,431 |

1 DOOR (LH OR RH)  
 1 FULL WIDTH ADJ SHELF  
 3" FILLER PANEL REC-  
 OMMENDED FOR DOOR  
 CLEARANCE

## BLIND BASE W/ REAR ACCESS



| Width | Door       | Shaker Item #     | Ribbed Item #     | Retail  | Pan Item #        | Retail  |
|-------|------------|-------------------|-------------------|---------|-------------------|---------|
| 48"   | Left Hand  | OBBCRA-483528-L-S | OBBCRA-483528-L-R | \$2,642 | OBBCRA-483528-L-P | \$2,517 |
| 48"   | Right Hand | OBBCRA-483528-R-S | OBBCRA-483528-R-R | \$2,642 | OBBCRA-483528-R-P | \$2,517 |

2- DOOR (LH OR RH)  
 1 FULL WIDTH ADJ SHELF  
 3" FILLER PANEL  
 RECOMMENDED FOR DOOR  
 CLEARANCE

## CORNER PANEL KIT

IMAGE  
 UNAVAILABLE

| Width | Door | Shaker Item # | Ribbed Item # | Retail | Pan Item # | Retail |
|-------|------|---------------|---------------|--------|------------|--------|
| 40"   | -    | -             | -             | -      | OCP-KIT    | \$682  |

SPACE-SAVING 90 DEGREE CORNER MADE WITH TWO OUTSIDE PANELS AND ONE LEG.  
 REQUIRES INSIDE CORNER FILLER PANELS.  
 MUST ATTACH TO OTHER CABINETS, CANNOT BE THE END - NO INSIDE ACCESS

# CERAMIC GRILL BASES



Ceramic grill cabinets are available in 28", 30", 32" and 36" depths.  
When ordering cabinets for ceramic grills, please provide appliance(s) brand & model.  
See minimum cabinet sizes for your grill and pay close attention to cabinet depth.

## CERAMIC GRILL BASE

CHALLENGER COMPLETE LINE

| Depth | Width | Door       | Shaker Item #   | Ribbed Item #   | Retail  | Pan Item #      | Retail  |
|-------|-------|------------|-----------------|-----------------|---------|-----------------|---------|
| 28"   | 24"   | Left Hand  | OCGC-243528-L-S | OCGC-243528-L-R | \$1,978 | OCGC-243528-L-P | \$1,884 |
| 28"   | 24"   | Right Hand | OCGC-243528-R-S | OCGC-243528-R-R | \$1,978 | OCGC-243528-R-P | \$1,884 |
| 28"   | 30"   | Double     | OCGC-303528-S   | OCGC-303528-R   | \$2,037 | OCGC-303528-P   | \$1,940 |
| 30"   | 24"   | Left Hand  | OCGC-243530-L-S | OCGC-243530-L-R | \$2,119 | OCGC-243530-L-P | \$2,018 |
| 30"   | 24"   | Right Hand | OCGC-243530-R-S | OCGC-243530-R-R | \$2,119 | OCGC-243530-R-P | \$2,018 |
| 30"   | 30"   | Double     | OCGC-303530-S   | OCGC-303530-R   | \$2,183 | OCGC-303530-P   | \$2,079 |
| 30"   | 33"   | Double     | OCGC-333530-S   | OCGC-333530-R   | \$2,401 | OCGC-333530-P   | \$2,287 |
| 32"   | 30"   | Double     | OCGC-303532-S   | OCGC-303532-R   | \$2,328 | OCGC-303532-P   | \$2,217 |
| 36"   | 30"   | Double     | OCGC-303536-S   | OCGC-303536-R   | \$2,619 | OCGC-303536-P   | \$2,494 |

SHELF HEIGHT ADJUSTS TO GRILL BRAND/MODEL

## MINIMUM CABINET SIZE

|                                | Medium              | Large               | Extra Large         |
|--------------------------------|---------------------|---------------------|---------------------|
| Island Placement (Recommended) | Minimum 28"D x 24"W | Minimum 28"D x 24"W | Minimum 30"D x 30"W |
| Against a Wall                 | Minimum 28"D x 24"W | Minimum 32"D x 24"W | Minimum 36"D x 30"W |

Please Provide Appliance(s) Brand & Model.


Island installation is recommended.

If unit is to remain stationary against a wall, the cabinet depth must be:

28" Deep for a Medium Grill, 32" Deep for a Large Grill, and 36" Deep for an Extra Large Grill.

(Kamado Joe II & III are exempt from these specifications due to Hinge Size & Grill Height)

## CERAMIC GRILL BASE - CORNER



| Width | Door       | Shaker Item #    | Ribbed Item #    | Retail  | Pan Item #       | Retail  |
|-------|------------|------------------|------------------|---------|------------------|---------|
| 40"   | Left Hand  | OICGC-403528-L-S | OICGC-403528-L-R | \$2,821 | OICGC-403528-L-P | \$2,686 |
| 40"   | Right Hand | OICGC-403528-R-S | OICGC-403528-R-R | \$2,821 | OICGC-403528-R-P | \$2,686 |

SHELF HEIGHT ADJUSTS TO GRILL BRAND/MODEL  
1 DOOR (LH OR RH) WIDTH = 13.75"  
MED., LG., OR XL GRILL  
CANNOT BE AT END OF CABINET RUN OR BESIDE OPENING

# CERAMIC GRILL BASES

## CERAMIC GRILL BASE - 30" DEPTH - KJ CLASSIC III

IMAGE  
UNAVAILABLE

| Width | Door   | Shaker Item # | Ribbed Item # | Retail | Pan Item #     | Retail  |
|-------|--------|---------------|---------------|--------|----------------|---------|
| 30"   | Double | -             | -             | -      | OCGDB-303530-P | \$2,508 |

## CERAMIC GRILL BASE - 36" DEPTH - KJ BIG JOE III

IMAGE  
UNAVAILABLE

| Width | Door   | Shaker Item # | Ribbed Item # | Retail | Pan Item #     | Retail  |
|-------|--------|---------------|---------------|--------|----------------|---------|
| 30"   | Double | -             | -             | -      | OCGDB-303536-P | \$2,645 |

CHALLENGER COMPLETE LINE

## CERAMIC GRILL STAND



| Width | Door | Shaker Item # | Ribbed Item # | Retail | Pan Item #  | Retail  |
|-------|------|---------------|---------------|--------|-------------|---------|
| 30"   | -    | -             | -             | -      | OCGS-301728 | \$1,475 |

1 DRAWER: 10" H

Please Provide Appliance(s) Brand & Model.  
 Island installation is recommended. If unit is to remain stationary against a wall, the cabinet must be 28" Deep for a Medium Grill, 32" Deep for a Large Grill, and 36" Deep for an Extra Large Grill.  
 (Kamado Joe II & III are exempt from these specifications due to Hinge Size & Grill Height)

# PROPANE CABINETS

## PULL OUT PROPANE BASE



| Width | Door | Shaker Item # | Ribbed Item # | Retail  | Pan Item #   | Retail  |
|-------|------|---------------|---------------|---------|--------------|---------|
| 21"   | --   | OPC-213528-S  | OPC-213528-R  | \$1,874 | OPC-213528-P | \$1,786 |

VENTED  
1 DRAWER: 5.5"H  
SLIDE OUT TRAY FOR LP  
TANK (20 LB. ONLY)

## DROP-IN PROPANE BASE - DRAWER/DOOR



| Width | Door       | Shaker Item #   | Ribbed Item #   | Retail  | Pan Item #      | Retail  |
|-------|------------|-----------------|-----------------|---------|-----------------|---------|
| 18"   | Left Hand  | ODPC-183528-L-S | ODPC-183528-L-R | \$1,524 | ODPC-183528-L-P | \$1,451 |
| 18"   | Right Hand | ODPC-183528-R-S | ODPC-183528-R-R | \$1,524 | ODPC-183528-R-P | \$1,451 |
| 21"   | Left Hand  | ODPC-213528-L-S | ODPC-213528-L-R | \$1,588 | ODPC-213528-L-P | \$1,512 |
| 21"   | Right Hand | ODPC-213528-R-S | ODPC-213528-R-R | \$1,588 | ODPC-213528-R-P | \$1,512 |
| 24"   | Left Hand  | ODPC-243528-L-S | ODPC-243528-L-R | \$1,720 | ODPC-243528-L-P | \$1,638 |
| 24"   | Right Hand | ODPC-243528-R-S | ODPC-243528-R-R | \$1,720 | ODPC-243528-R-P | \$1,638 |

VENTED  
1 DRAWER: 5.5"H, 1 DOOR  
(LH OR RH)  
LASER CUT HOLE FOR LP  
TANK (20 LB. ONLY) IN  
FLOOR

## DROP-IN PROPANE BASE - FULL DOOR




| Width | Door       | Shaker Item #    | Ribbed Item #    | Retail  | Pan Item #       | Retail  |
|-------|------------|------------------|------------------|---------|------------------|---------|
| 18"   | Left Hand  | ODPFD-183528-L-S | ODPFD-183528-L-R | \$1,410 | ODPFD-183528-L-P | \$1,343 |
| 18"   | Right Hand | ODPFD-183528-R-S | ODPFD-183528-R-R | \$1,410 | ODPFD-183528-R-P | \$1,343 |
| 21"   | Left Hand  | ODPFD-213528-L-S | ODPFD-213528-L-R | \$1,507 | ODPFD-213528-L-P | \$1,435 |
| 21"   | Right Hand | ODPFD-213528-R-S | ODPFD-213528-R-R | \$1,507 | ODPFD-213528-R-P | \$1,435 |
| 24"   | Left Hand  | ODPFD-243528-L-S | ODPFD-243528-L-R | \$1,604 | ODPFD-243528-L-P | \$1,528 |
| 24"   | Right Hand | ODPFD-243528-R-S | ODPFD-243528-R-R | \$1,604 | ODPFD-243528-R-P | \$1,528 |

VENTED  
1 DOOR (LH OR RH)  
LASER CUT HOLE FOR LP  
TANK (20 & 30 LB.ONLY) IN  
FLOOR

CHALLENGER COMPLETE LINE

# OPEN STORAGE

## OPEN STORAGE



| Width | Item #      | Retail  |
|-------|-------------|---------|
| 24    | OOSU-243528 | \$1,509 |

CANNOT BE USED WITH AN "OUTDOOR ISLAND BASE" WHICH LINKS INDIVIDUAL CABINETS ONTO ONE BASE WITH LEGS OR CASTERS.

## OPEN STORAGE



| Width | Item #      | Retail  |
|-------|-------------|---------|
| 24    | OOCU-243528 | \$1,549 |

1 ADJUSTABLE SHELF  
POWDER COAT FINISHED INTERIOR, COMES WITH FINISHED SIDES

## OPEN STORAGE



| Width | Item #      | Retail  |
|-------|-------------|---------|
| 24"   | OOSB-243528 | \$1,597 |
| 30"   | OOSB-303528 | \$1,996 |
| 36"   | OOSB-363528 | \$2,396 |

CHALLENGER COMPLETE LINE

# SPECIALIZED BASE CABINETS

## 9" ACCESSORY BASE



| Width | Door       | Shaker Item # | Ribbed Item # | Retail | Pan Item #  | Retail  |
|-------|------------|---------------|---------------|--------|-------------|---------|
| 9"    | Left Hand  | -             | -             | -      | BBQ-93528-L | \$1,530 |
| 9"    | Right Hand | -             | -             | -      | BBQ-93528-R | \$1,530 |
| 9"    | Left Hand  | -             | -             | -      | OSP-93528-L | \$1,530 |
| 9"    | Right Hand | -             | -             | -      | OSP-93528-R | \$1,530 |

BBQ BUTLER INC. 4 HOOKS  
 PULL OUT SPICE RACK  
 PAN DOOR ONLY  
 MUST ATTACH TO SIDE OF CABINET  
 MUST SPECIFY RIGHT OR LEFT HINGE

## TRAY BASE



| Width | Door       | Shaker Item #  | Ribbed Item #  | Retail  | Pan Item #     | Retail  |
|-------|------------|----------------|----------------|---------|----------------|---------|
| 9"    | Left Hand  | -              | -              | -       | OTB-93528-L    | \$930   |
| 9"    | Right Hand | -              | -              | -       | OTB-93528-R    | \$930   |
| 12"   | Left Hand  | OTB-123528-L-S | OTB-123528-L-R | \$1,303 | OTB-123528-L-P | \$1,240 |
| 12"   | Right Hand | OTB-123528-R-S | OTB-123528-R-R | \$1,303 | OTB-123528-R-P | \$1,240 |
| 15"   | Left Hand  | OTB-153528-L-S | OTB-153528-L-R | \$1,345 | OTB-153528-L-P | \$1,280 |
| 15"   | Right Hand | OTB-153528-R-S | OTB-153528-R-R | \$1,345 | OTB-153528-R-P | \$1,280 |
| 18"   | Left Hand  | OTB-183528-L-S | OTB-183528-L-R | \$1,450 | OTB-183528-L-P | \$1,381 |
| 18"   | Right Hand | OTB-183528-R-S | OTB-183528-R-R | \$1,450 | OTB-183528-R-P | \$1,381 |

1 VERTICAL DIVIDER  
 IN EACH SIZE  
 9" TRAY BASE - NO DIVIDER  
 MAY NOT FIT ALL STONES  
 AND TRAYS

## END CABINETS



| Width | Door   | Shaker Item # | Ribbed Item # | Retail  | Pan Item #   | Retail  |
|-------|--------|---------------|---------------|---------|--------------|---------|
| 12"   | Double | -             | -             | -       | PET-283512   | \$1,722 |
| 12"   | Double | ECB-283512-S  | ECB-283512-R  | \$1,194 | ECB-283512-P | \$1,137 |

INSTALLS ON THE END OF A CABINET RUN  
 PET BASE INCLUDES 2 STAINLESS BOWLS  
 END CABINET HAS FULL-LENGTH DOORS WITH ONE SHELF

## PIZZA OVEN BASE



| Width | Door   | Shaker Item # | Ribbed Item # | Retail  | Pan Item #   | Retail  |
|-------|--------|---------------|---------------|---------|--------------|---------|
| 39"   | Double | OPO-397832-S  | OPO-397832-R  | \$4,392 | OPO-397832-P | \$4,183 |

MUST BE ATTACHED TO A WALL

CHALLENGER COMPLETE LINE

# SPECIALIZED BASE CABINETS

## PENINSULA BASE



28" CABINET DEPTH  
 1 FULL WIDTH ADJ SHELF  
 12" - 24" = 1 DOOR (LH OR RH)  
 27" - 54" = 2 DOOR (LH/RH)  
 DOOR OPTIONS:  
 2-RH, 2-LH OR 1RH WITH 1LH

| Width | Door     | Shaker Item # | Ribbed Item # | Retail  | Pan Item #    | Retail  |
|-------|----------|---------------|---------------|---------|---------------|---------|
| 12"   | LH or RH | OPDB-123528-S | OPDB-123528-R | \$1,578 | OPDB-123528-P | \$1,503 |
| 15"   | LH or RH | OPDB-153528-S | OPDB-153528-R | \$1,654 | OPDB-153528-P | \$1,575 |
| 18"   | LH or RH | OPDB-183528-S | OPDB-183528-R | \$1,739 | OPDB-183528-P | \$1,656 |
| 21"   | LH or RH | OPDB-213528-S | OPDB-213528-R | \$1,858 | OPDB-213528-P | \$1,769 |
| 24"   | LH or RH | OPDB-243528-S | OPDB-243528-R | \$1,937 | OPDB-243528-P | \$1,845 |
| 27"   | Double   | OPDB-273528-S | OPDB-273528-R | \$2,117 | OPDB-273528-P | \$2,016 |
| 30"   | Double   | OPDB-303528-S | OPDB-303528-R | \$2,192 | OPDB-303528-P | \$2,088 |
| 33"   | Double   | OPDB-333528-S | OPDB-333528-R | \$2,408 | OPDB-333528-P | \$2,294 |
| 36"   | Double   | OPDB-363528-S | OPDB-363528-R | \$2,548 | OPDB-363528-P | \$2,426 |
| 39"   | Double   | OPDB-393528-S | OPDB-393528-R | \$2,854 | OPDB-393528-P | \$2,718 |
| 42"   | Double   | OPDB-423528-S | OPDB-423528-R | \$2,901 | OPDB-423528-P | \$2,763 |
| 45"   | Double   | OPDB-453528-S | OPDB-453528-R | \$3,034 | OPDB-453528-P | \$2,889 |
| 48"   | Double   | OPDB-483528-S | OPDB-483528-R | \$3,157 | OPDB-483528-P | \$3,006 |
| 54"   | Double   | OPDB-543528-S | OPDB-543528-R | \$3,421 | OPDB-543528-P | \$3,258 |

CHALLENGER COMPLETE LINE

## OUTDOOR VENTED BASE



28" DEEP ONLY

| Width | Door   | Shaker Item # | Ribbed Item # | Retail  | Pan Item #    | Retail  |
|-------|--------|---------------|---------------|---------|---------------|---------|
| 36"   | Double | OVBC-362528-S | OVBC-362528-R | \$2,003 | OVBC-362528-P | \$1,907 |
| 39"   | Double | OVBC-392528-S | OVBC-392528-R | \$2,347 | OVBC-392528-P | \$2,236 |
| 42"   | Double | OVBC-422528-S | OVBC-422528-R | \$2,404 | OVBC-422528-P | \$2,290 |
| 45"   | Double | OVBC-452528-S | OVBC-452528-R | \$2,501 | OVBC-452528-P | \$2,383 |
| 48"   | Double | OVBC-482528-S | OVBC-482528-R | \$2,591 | OVBC-482528-P | \$2,468 |
| 54"   | Double | OVBC-542528-S | OVBC-542528-R | \$2,813 | OVBC-542528-P | \$2,680 |
| 63"   | Double | OVBC-632528-S | OVBC-632528-R | \$3,283 | OVBC-632528-P | \$3,126 |

## CONTROL PANEL BASE



FALSE PANEL AT TOP  
 OFFERED AS LEFT HINGE ONLY, INSTALL ON LEFT OF GRILL BASE  
 DOES NOT INCLUDE CONTROL PANEL BOX

| Width | Door      | Shaker Item #   | Ribbed Item #   | Retail  | Pan Item #      | Retail  |
|-------|-----------|-----------------|-----------------|---------|-----------------|---------|
| 18"   | Left Hand | OMCB-183528-L-S | OMCB-183528-L-R | \$1,278 | OMCB-183528-L-P | \$1,217 |

# SPECIALIZED BASE CABINETS

## OUTSIDE ANGLE BASE



| Width | Door   | Shaker Item # | Ribbed Item # | Retail  | Pan Item #   | Retail  |
|-------|--------|---------------|---------------|---------|--------------|---------|
| 28"   | Double | OAB-283528-S  | OAB-283528-R  | \$2,216 | OAB-283528-P | \$2,111 |

1 ADJUSTABLE SHELF  
INSTALLS IN CORNER OR BETWEEN TWO CABINETS

## BUILT IN APPLIANCE BASE

IMAGE  
UNAVAILABLE

| Width | Item #      | Retail  |
|-------|-------------|---------|
| 30"   | BIAB-303528 | \$1,733 |
| 36"   | BIAB-363528 | \$1,910 |
| 39"   | BIAB-393528 | \$1,996 |
| 42"   | BIAB-423528 | \$2,101 |
| 48"   | BIAB-483528 | \$2,401 |

## GRILL BASE, EVO - 28" DEPTH



| Width | Door   | Shaker Item # | Ribbed Item # | Retail  | Pan Item #    | Retail  |
|-------|--------|---------------|---------------|---------|---------------|---------|
| 36"   | Double | OEGB-363528-S | OEGB-363528-R | \$3,015 | OEGB-363528-P | \$2,872 |

2 DOOR (LH/RH)  
DOES NOT ACCOMMODATE A LP TANK  
1 1/2" FRONT COUNTERTOP OVERHANG REQUIRED

## GRILL BASE, EVO - 34" DEPTH



| Width | Door   | Shaker Item # | Ribbed Item # | Retail  | Pan Item #    | Retail  |
|-------|--------|---------------|---------------|---------|---------------|---------|
| 39"   | Double | OEGB-393534-S | OEGB-393534-R | \$3,161 | OEGB-393534-P | \$3,011 |

2 DOOR (LH/RH)  
DOES NOT ACCOMMODATE A LP TANK  
1 1/2" FRONT COUNTERTOP OVERHANG REQUIRED

CHALLENGER COMPLETE LINE

# BASE ACCESSORIES

## COLUMN BAR SUPPORTS



| Height | Depth | Item #        | Retail |
|--------|-------|---------------|--------|
| 35"    | 5"    | CS-5X35X5     | \$477  |
| 35"    | 14"   | CS-5X35X14    | \$599  |
| 40.25" | 5"    | CS-5X40.25X5  | \$477  |
| 40.25" | 14"   | CS-5X40.25X14 | \$599  |

35" OR 40.25" HIGH  
18" DEEP COUNTERTOP SUPPORT FOR CHALLENGER TOPS  
OR CUSTOMER SUPPLIED TOPS

## TABLE EXTENSION



| Width | Item # | Retail |
|-------|--------|--------|
| 36"   | TE-36  | \$339  |
| 39"   | TE-39  | \$363  |
| 42"   | TE-42  | \$387  |
| 45"   | TE-45  | \$411  |
| 48"   | TE-48  | \$434  |

CHALLENGER COMPLETE LINE

## ADD-ONS & ACCESSORIES

| Description  | Item #      | Retail |
|--------------|-------------|--------|
| GRATE HANGER | GRATEHANGER | \$25   |
| TOOL HOOK    | TOOLHOOK    | \$4    |
| TOWEL HOLDER | TOWELHOLDER | \$38   |

# COUNTERTOP OPTIONS

## COUNTERTOP - POWDER COATED ALUMINUM



| Depth | Thickness | Item # | Retail |
|-------|-----------|--------|--------|
| 13"   | 1.25"     | ACT-13 | \$11   |
| 18"   | 1.25"     | ACT-18 | \$15   |
| 29"   | 1.25"     | ACT-29 | \$23   |
| 30"   | 1.25"     | ACT-30 | \$25   |
| 33"   | 1.25"     | ACT-33 | \$26   |

ALL PRICING IS COST PER LINEAL INCH  
 .090 ALUMINUM POWDERCOATED  
 TOP OVERHANG IS 1" ON ALL SIDES; UNLESS AGAINST WALL

## COUNTERTOP ADD-ONS - POWDER COATED ALUMINUM

| Description       | Depth | Thickness | Item # | Retail |
|-------------------|-------|-----------|--------|--------|
| BACKSPLASH        | 4"    | 1"        | ABS-4  | \$3    |
| BAR TOP W/ RISERS | 16"   | 1.25"     | ABT-16 | \$24   |

ALL PRICING IS COST PER LINEAL INCH  
 BAR TOP CORNER SUPPORT MEASUREMENTS: 8" W X 8"D X 5" H; CENTER SUPPORT MEASUREMENTS: 12" W X 5" H  
 CENTER SUPPORTS ARE NEEDED FOR EVERY 5' OF BAR TOP  
 COUNTERTOP OVERLAP OF BAR TOP IS 9", EDGE OVERHANG OF 7"  
 CANNOT GO BEHIND APPLIANCE

## COUNTERTOP - STAINLESS STEEL



| Depth | Thickness | Item # | Retail |
|-------|-----------|--------|--------|
| 13"   | 1.25"     | SST-13 | \$25   |
| 18"   | 1.25"     | SST-18 | \$33   |
| 29"   | 1.25"     | SST-29 | \$49   |
| 30"   | 1.25"     | SST-30 | \$52   |
| 33"   | 1.25"     | SST-33 | \$56   |

ALL PRICING IS COST PER LINEAL INCH  
 16 GAUGE FOOD GRADE STAINLESS STEEL  
 TOP OVERHANG IS 1" ON ALL SIDES; UNLESS AGAINST WALL

## COUNTERTOP ADD-ONS - STAINLESS STEEL

| Description       | Depth | Thickness | Item #  | Retail |
|-------------------|-------|-----------|---------|--------|
| BACKSPLASH        | 4"    | 1"        | SSBS-4  | \$7    |
| BAR TOP W/ RISERS | 16"   | 1.25"     | SSBT-16 | \$38   |

ALL PRICING IS COST PER LINEAL INCH  
 BAR TOP CORNER SUPPORT MEASUREMENTS: 8" W X 8"D X 5" H; CENTER SUPPORT MEASUREMENTS: 12" W X 5" H  
 CENTER SUPPORTS ARE NEEDED FOR EVERY 5' OF BAR TOP  
 COUNTERTOP OVERLAP OF BAR TOP IS 9", EDGE OVERHANG OF 7"  
 CANNOT GO BEHIND APPLIANCE

CHALLENGER COMPLETE LINE

# END & FILLER PANELS

## END PANEL - 35" HEIGHT

| Description | Depth | Ribbed Item # | Retail | Pan Item # | Retail |
|-------------|-------|---------------|--------|------------|--------|
| End Panel   | 28"   | EP-28D-R      | \$623  | EP-28D-P   | \$594  |
| End Panel   | 30"   | EP-30D-R      | \$649  | EP-30D-P   | \$617  |
| End Panel   | 32"   | EP-32D-R      | \$673  | EP-32D-P   | \$641  |
| End Panel   | 36"   | EP-36D-R      | \$743  | EP-36D-P   | \$707  |

## FILLER PANEL - Specify Width (Max Width 6")

| Description  | Height | Item # | Retail |
|--------------|--------|--------|--------|
| Filler Panel | 13"    | FP-13H | \$40   |
| Filler Panel | 18"    | FP-18H | \$55   |
| Filler Panel | 24"    | FP-24H | \$73   |
| Filler Panel | 30"    | FP-30H | \$91   |
| Filler Panel | 31"    | FP-31H | \$94   |
| Filler Panel | 36"    | FP-36H | \$97   |
| Filler Panel | 74"    | FP-74H | \$143  |
| Filler Panel | 80"    | FP-80H | \$158  |
| Filler Panel | 86"    | FP-86H | \$170  |

CHALLENGER COMPLETE LINE

## FILLER PANEL - ANGLED

| Description  | Degrees | Item #  | Retail |
|--------------|---------|---------|--------|
| Filler Panel | 30°     | FAK-30D | \$510  |
| Filler Panel | 45°     | FAK-45D | \$575  |

## OUTLET PANEL W/ ELECTRICAL BOX, 9"



| Width | Door | Shaker Item # | Ribbed Item # | Retail | Pan Item # | Retail |
|-------|------|---------------|---------------|--------|------------|--------|
| 9"    | -    | -             | -             | -      | OP-931     | \$414  |

INSTALL BETWEEN 2 CABINETS

## PANELS & FILLER POSTS

| Description   | Item #     | Retail        |
|---|------------|---------------|
| Finished Side Panel, 28"D                           | FSP-2831   | \$151         |
| Finished Back Panel, 31" H, SPECIFY WIDTH           | FBP-31     | \$414         |
| Finished Back Panel, 36.25" H, SPECIFY WIDTH        | FBP-36.25  | \$497         |
| Vented Finished Back Panel, 31" H, SPECIFY WIDTH    | VFBP-31    | \$449         |
| Vented Finished Back Panel, 36.25" H, SPECIFY WIDTH | VFBP-36.25 | \$547         |
| Fluted Filler Post, 3" W x 3" D x 31-1/2" H         | DFP-31.5   | \$154         |
| Fluted Filler Post, 3" W x 3" D x 34" H             | DFP-35     | \$154         |
| Finished Panel, POWDER COATED ALUMINUM              | PCP        | \$49/sq. ft.  |
| Finished Panel, STAINLESS STEEL                     | PCP-SST    | \$116/sq. ft. |

FSP-2831 is to finish side of Power Burner Base

BACK PANEL WIDTH: 6" MINIMUM WIDTH – 48" MAXIMUM WIDTH

# TOE KICKS & LEG OPTIONS

## TOE KICKS

| Description                          | Item #   | Retail |
|--------------------------------------|----------|--------|
| TOE KICK, 94" POWDER COATED ALUMINUM | 17TK-94W | \$335  |
| TOE KICK BACK PANEL BRACKET          | TKPB     | \$13   |
| TOE KICK FILLER PANEL BRACKET        | TKFB     | \$13   |
| TOE KICK EXTENSIONS 1" x 2" x 94"    | TKE-2    | \$115  |
| TOE KICK EXTENSIONS 1" x 3" x 94"    | TKE-3    | \$136  |
| TOE KICK EXTENSIONS 1" x 4" x 94"    | TKE-4    | \$157  |

## LEG OPTIONS

| Description            | Item #      | Retail |
|------------------------|-------------|--------|
| 4 ADA Legs             | 4ADALEGS    | \$239  |
| 4 Stainless Steel Legs | 4SSLEGS     | \$238  |
| 4 Black Legs           | 4BLACKLEGS  | \$238  |
| 4 Bronze Legs          | 4BRONZELEGS | \$238  |

## ISLAND BASE W/ CASTERS



| Width   | Item #              | Retail |
|---------|---------------------|--------|
| 24"-48" | OIB-24-48X24.875D-C | \$477  |
| 49"-72" | OIB-49-72X24.875D-C | \$599  |
| 73"-96" | OIB-73-96X24.875D-C | \$796  |

3"H CASTERS

24"-71" = 4 CASTERS

72"-96" = 6 CASTERS

CANNOT BE USED WITH FREE STANDING APPLIANCES (EX: REFRIGERATOR)

COLOR MATCHES CABINET FRAME

USED FOR ONE PIECE BUILD (COMPARABLE TO COASTALS)

**MAKES A ONE PIECE, FULLY ASSEMBLED UNIT**

3.125" Shallower than cabinets. Example 28"D cabinet- 3.125"= 24.875"D  
Outdoor Island Base. Island Base with Casters adds 1 7/8" to Cabinet Height

## ISLAND BASE W/ LEGS



| Width   | Item #              | Retail |
|---------|---------------------|--------|
| 24"-48" | OIB-24-48X24.875D-L | \$477  |
| 49"-72" | OIB-49-72X24.875D-L | \$599  |
| 73"-96" | OIB-73-96X24.875D-L | \$796  |

AVAILABLE WITH LEGS 4"H

ADJUSTABLE (ADA LEGS N/A)

24"-71" = 4 LEGS

72"-96" = 6 LEGS

CANNOT BE USED WITH FREE STANDING APPLIANCES (EX: REFRIGERATOR)

COLOR MATCHES CABINET FRAME

USED FOR ONE PIECE BUILD (COMPARABLE TO COASTALS)

**MAKES A ONE PIECE, FULLY ASSEMBLED UNIT**

3.125" Shallower than cabinets. Example 28"D cabinet- 3.125"= 24.875"D  
Outdoor Island Base. Island Base with Legs adds 1 9/16" to Cabinet Height

# LOCKERS

## LOCKER, 78" HEIGHT



| Width | Door       | Shaker Item #    | Ribbed Item #    | Retail  | Pan Item #       | Retail  |
|-------|------------|------------------|------------------|---------|------------------|---------|
| 18"   | Left Hand  | OCL-187829.5-L-S | OCL-187829.5-L-R | \$3,154 | OCL-187829.5-L-P | \$3,004 |
| 18"   | Right Hand | OCL-187829.5-R-S | OCL-187829.5-R-R | \$3,154 | OCL-187829.5-R-P | \$3,004 |
| 21"   | Left Hand  | OCL-217829.5-L-S | OCL-217829.5-L-R | \$3,381 | OCL-217829.5-L-P | \$3,220 |
| 21"   | Right Hand | OCL-217829.5-R-S | OCL-217829.5-R-R | \$3,381 | OCL-217829.5-R-P | \$3,220 |
| 24"   | Left Hand  | OCL-247829.5-L-S | OCL-247829.5-L-R | \$3,611 | OCL-247829.5-L-P | \$3,439 |
| 24"   | Right Hand | OCL-247829.5-R-S | OCL-247829.5-R-R | \$3,611 | OCL-247829.5-R-P | \$3,439 |
| 27"   | Left Hand  | OCL-277829.5-L-S | OCL-277829.5-L-R | \$3,836 | OCL-277829.5-L-P | \$3,653 |
| 27"   | Right Hand | OCL-277829.5-R-S | OCL-277829.5-R-R | \$3,836 | OCL-277829.5-R-P | \$3,653 |
| 30"   | Left Hand  | OCL-307829.5-L-S | OCL-307829.5-L-R | \$4,063 | OCL-307829.5-L-P | \$3,869 |
| 30"   | Right Hand | OCL-307829.5-R-S | OCL-307829.5-R-R | \$4,063 | OCL-307829.5-R-P | \$3,869 |

1 DOOR (LH OR RH)  
 1 FULL WIDTH ADJUSTABLE SHELVES  
 1 FULL WIDTH ADJUSTABLE SHELF WITH COAT HANGER  
 MUST BE ATTACHED TO A WALL, CANNOT BE USED WITH AN OUTDOOR ISLAND BASE, COMES WITH FINISHED SIDES AND BACK

## LOCKER, 84" HEIGHT



| Width | Door       | Shaker Item #    | Ribbed Item #    | Retail  | Pan Item #       | Retail  |
|-------|------------|------------------|------------------|---------|------------------|---------|
| 18"   | Left Hand  | OCL-188429.5-L-S | OCL-188429.5-L-R | \$3,334 | OCL-188429.5-L-P | \$3,175 |
| 18"   | Right Hand | OCL-188429.5-R-S | OCL-188429.5-R-R | \$3,334 | OCL-188429.5-R-P | \$3,175 |
| 21"   | Left Hand  | OCL-218429.5-L-S | OCL-218429.5-L-R | \$3,574 | OCL-218429.5-L-P | \$3,403 |
| 21"   | Right Hand | OCL-218429.5-R-S | OCL-218429.5-R-R | \$3,574 | OCL-218429.5-R-P | \$3,403 |
| 24"   | Left Hand  | OCL-248429.5-L-S | OCL-248429.5-L-R | \$3,817 | OCL-248429.5-L-P | \$3,635 |
| 24"   | Right Hand | OCL-248429.5-R-S | OCL-248429.5-R-R | \$3,817 | OCL-248429.5-R-P | \$3,635 |
| 27"   | Left Hand  | OCL-278429.5-L-S | OCL-278429.5-L-R | \$4,054 | OCL-278429.5-L-P | \$3,861 |
| 27"   | Right Hand | OCL-278429.5-R-S | OCL-278429.5-R-R | \$4,054 | OCL-278429.5-R-P | \$3,861 |
| 30"   | Left Hand  | OCL-308429.5-L-S | OCL-308429.5-L-R | \$4,294 | OCL-308429.5-L-P | \$4,090 |
| 30"   | Right Hand | OCL-308429.5-R-S | OCL-308429.5-R-R | \$4,294 | OCL-308429.5-R-P | \$4,090 |

1 DOOR (LH OR RH)  
 1 FULL WIDTH ADJUSTABLE SHELVES  
 1 FULL WIDTH ADJUSTABLE SHELF WITH COAT HANGER  
 MUST BE ATTACHED TO A WALL, CANNOT BE USED WITH AN OUTDOOR ISLAND BASE, COMES WITH FINISHED SIDES AND BACK

## LOCKER, 90" HEIGHT



| Width | Door       | Shaker Item #    | Ribbed Item #    | Retail  | Pan Item #       | Retail  |
|-------|------------|------------------|------------------|---------|------------------|---------|
| 18"   | Left Hand  | OCL-189029.5-L-S | OCL-189029.5-L-R | \$3,500 | OCL-189029.5-L-P | \$3,333 |
| 18"   | Right Hand | OCL-189029.5-R-S | OCL-189029.5-R-R | \$3,500 | OCL-189029.5-R-P | \$3,333 |
| 21"   | Left Hand  | OCL-219029.5-L-S | OCL-219029.5-L-R | \$3,741 | OCL-219029.5-L-P | \$3,563 |
| 21"   | Right Hand | OCL-219029.5-R-S | OCL-219029.5-R-R | \$3,741 | OCL-219029.5-R-P | \$3,563 |
| 24"   | Left Hand  | OCL-249029.5-L-S | OCL-249029.5-L-R | \$3,985 | OCL-249029.5-L-P | \$3,795 |
| 24"   | Right Hand | OCL-249029.5-R-S | OCL-249029.5-R-R | \$3,985 | OCL-249029.5-R-P | \$3,795 |
| 27"   | Left Hand  | OCL-279029.5-L-S | OCL-279029.5-L-R | \$4,272 | OCL-279029.5-L-P | \$4,069 |
| 27"   | Right Hand | OCL-279029.5-R-S | OCL-279029.5-R-R | \$4,272 | OCL-279029.5-R-P | \$4,069 |
| 30"   | Left Hand  | OCL-309029.5-L-S | OCL-309029.5-L-R | \$4,515 | OCL-309029.5-L-P | \$4,300 |
| 30"   | Right Hand | OCL-309029.5-R-S | OCL-309029.5-R-R | \$4,515 | OCL-309029.5-R-P | \$4,300 |
| 36"   | Left Hand  | OCL-369029.5-L-S | OCL-369029.5-L-R | \$5,418 | OCL-369029.5-L-P | \$5,160 |
| 36"   | Right Hand | OCL-369029.5-R-S | OCL-369029.5-R-R | \$5,418 | OCL-369029.5-R-P | \$5,160 |

1 DOOR (LH OR RH)  
 1 FULL WIDTH ADJUSTABLE SHELVES  
 1 FULL WIDTH ADJUSTABLE SHELF WITH COAT HANGER  
 MUST BE ATTACHED TO A WALL, CANNOT BE USED WITH AN OUTDOOR ISLAND BASE, COMES WITH FINISHED SIDES AND BACK  
 30" & 36" HAVE 4 DOORS

CHALLENGER COMPLETE LINE

# OVERHEAD CABINETS

## OVERHEAD, 18" HEIGHT




12" - 24" = 1 DOOR  
(LH OR RH)  
27" - 36" = 2 DOOR  
(LH/RH)  
COMES WITH FINISHED  
SIDES

CHALLENGER COMPLETE LINE

| Width | Door       | Shaker Item #  | Ribbed Item #  | Retail  | Pan Item #     | Retail  |
|-------|------------|----------------|----------------|---------|----------------|---------|
| 12"   | Left Hand  | KOC-121812-L-S | KOC-121812-L-R | \$402   | KOC-121812-L-P | \$383   |
| 12"   | Right Hand | KOC-121812-R-S | KOC-121812-R-R | \$402   | KOC-121812-R-P | \$383   |
| 15"   | Left Hand  | KOC-151812-L-S | KOC-151812-L-R | \$498   | KOC-151812-L-P | \$474   |
| 15"   | Right Hand | KOC-151812-R-S | KOC-151812-R-R | \$498   | KOC-151812-R-P | \$474   |
| 18"   | Left Hand  | KOC-181812-L-S | KOC-181812-L-R | \$596   | KOC-181812-L-P | \$568   |
| 18"   | Right Hand | KOC-181812-R-S | KOC-181812-R-R | \$596   | KOC-181812-R-P | \$568   |
| 21"   | Left Hand  | KOC-211812-L-S | KOC-211812-L-R | \$692   | KOC-211812-L-P | \$659   |
| 21"   | Right Hand | KOC-211812-R-S | KOC-211812-R-R | \$692   | KOC-211812-R-P | \$659   |
| 24"   | Left Hand  | KOC-241812-L-S | KOC-241812-L-R | \$788   | KOC-241812-L-P | \$751   |
| 24"   | Right Hand | KOC-241812-R-S | KOC-241812-R-R | \$788   | KOC-241812-R-P | \$751   |
| 27"   | Double     | KOC-271812-S   | KOC-271812-R   | \$885   | KOC-271812-P   | \$843   |
| 30"   | Double     | KOC-301812-S   | KOC-301812-R   | \$981   | KOC-301812-P   | \$935   |
| 33"   | Double     | KOC-331812-S   | KOC-331812-R   | \$1,077 | KOC-331812-P   | \$1,026 |
| 36"   | Double     | KOC-361812-S   | KOC-361812-R   | \$1,158 | KOC-361812-P   | \$1,103 |


## OVERHEAD, 24" HEIGHT



1 FULL WIDTH ADJ SHELF  
12" - 24" = 1 DOOR  
(LH OR RH)  
27" - 36" = 2 DOOR  
(LH/RH)  
COMES WITH FINISHED  
SIDES

| Width | Door       | Shaker Item #  | Ribbed Item #  | Retail  | Pan Item #     | Retail  |
|-------|------------|----------------|----------------|---------|----------------|---------|
| 12"   | Left Hand  | KOC-122412-L-S | KOC-122412-L-R | \$731   | KOC-122412-L-P | \$696   |
| 12"   | Right Hand | KOC-122412-R-S | KOC-122412-R-R | \$731   | KOC-122412-R-P | \$696   |
| 15"   | Left Hand  | KOC-152412-L-S | KOC-152412-L-R | \$804   | KOC-152412-L-P | \$766   |
| 15"   | Right Hand | KOC-152412-R-S | KOC-152412-R-R | \$804   | KOC-152412-R-P | \$766   |
| 18"   | Left Hand  | KOC-182412-L-S | KOC-182412-L-R | \$877   | KOC-182412-L-P | \$835   |
| 18"   | Right Hand | KOC-182412-R-S | KOC-182412-R-R | \$877   | KOC-182412-R-P | \$835   |
| 21"   | Left Hand  | KOC-212412-L-S | KOC-212412-L-R | \$950   | KOC-212412-L-P | \$905   |
| 21"   | Right Hand | KOC-212412-R-S | KOC-212412-R-R | \$950   | KOC-212412-R-P | \$905   |
| 24"   | Left Hand  | KOC-242412-L-S | KOC-242412-L-R | \$1,022 | KOC-242412-L-P | \$974   |
| 24"   | Right Hand | KOC-242412-R-S | KOC-242412-R-R | \$1,022 | KOC-242412-R-P | \$974   |
| 27"   | Double     | KOC-272412-S   | KOC-272412-R   | \$1,118 | KOC-272412-P   | \$1,064 |
| 30"   | Double     | KOC-302412-S   | KOC-302412-R   | \$1,212 | KOC-302412-P   | \$1,154 |
| 33"   | Double     | KOC-332412-S   | KOC-332412-R   | \$1,307 | KOC-332412-P   | \$1,244 |
| 36"   | Double     | KOC-362412-S   | KOC-362412-R   | \$1,401 | KOC-362412-P   | \$1,334 |

## OVERHEAD, 30" HEIGHT



1 FULL WIDTH ADJ SHELF  
12" - 24" = 1 DOOR  
(LH OR RH)  
27" - 36" = 2 DOOR  
(LH/RH)  
COMES WITH FINISHED  
SIDES

| Width | Door       | Shaker Item #  | Ribbed Item #  | Retail  | Pan Item #     | Retail  |
|-------|------------|----------------|----------------|---------|----------------|---------|
| 12"   | Left Hand  | KOC-123012-L-S | KOC-123012-L-R | \$749   | KOC-123012-L-P | \$713   |
| 12"   | Right Hand | KOC-123012-R-S | KOC-123012-R-R | \$749   | KOC-123012-R-P | \$713   |
| 15"   | Left Hand  | KOC-153012-L-S | KOC-153012-L-R | \$859   | KOC-153012-L-P | \$818   |
| 15"   | Right Hand | KOC-153012-R-S | KOC-153012-R-R | \$859   | KOC-153012-R-P | \$818   |
| 18"   | Left Hand  | KOC-183012-L-S | KOC-183012-L-R | \$968   | KOC-183012-L-P | \$922   |
| 18"   | Right Hand | KOC-183012-R-S | KOC-183012-R-R | \$968   | KOC-183012-R-P | \$922   |
| 21"   | Left Hand  | KOC-213012-L-S | KOC-213012-L-R | \$1,078 | KOC-213012-L-P | \$1,027 |
| 21"   | Right Hand | KOC-213012-R-S | KOC-213012-R-R | \$1,078 | KOC-213012-R-P | \$1,027 |
| 24"   | Left Hand  | KOC-243012-L-S | KOC-243012-L-R | \$1,187 | KOC-243012-L-P | \$1,130 |
| 24"   | Right Hand | KOC-243012-R-S | KOC-243012-R-R | \$1,187 | KOC-243012-R-P | \$1,130 |
| 27"   | Double     | KOC-273012-S   | KOC-273012-R   | \$1,340 | KOC-273012-P   | \$1,276 |
| 30"   | Double     | KOC-303012-S   | KOC-303012-R   | \$1,493 | KOC-303012-P   | \$1,422 |
| 33"   | Double     | KOC-333012-S   | KOC-333012-R   | \$1,646 | KOC-333012-P   | \$1,568 |
| 36"   | Double     | KOC-363012-S   | KOC-363012-R   | \$1,799 | KOC-363012-P   | \$1,713 |

# OVERHEAD CABINETS

## OVERHEAD, 36" HEIGHT



1 FULL WIDTH ADJ SHELF  
12" - 24" = 1 DOOR  
(LH OR RH)  
27" - 36" = 2 DOOR  
(LH/RH)  
COMES WITH FINISHED  
SIDES

| Width | Door       | Shaker Item #  | Ribbed Item #  | Retail  | Pan Item #     | Retail  |
|-------|------------|----------------|----------------|---------|----------------|---------|
| 12"   | Left Hand  | KOC-123612-L-S | KOC-123612-L-R | \$749   | KOC-123612-L-P | \$713   |
| 12"   | Right Hand | KOC-123612-R-S | KOC-123612-R-R | \$749   | KOC-123612-R-P | \$713   |
| 15"   | Left Hand  | KOC-153612-L-S | KOC-153612-L-R | \$859   | KOC-153612-L-P | \$818   |
| 15"   | Right Hand | KOC-153612-R-S | KOC-153612-R-R | \$859   | KOC-153612-R-P | \$818   |
| 18"   | Left Hand  | KOC-183612-L-S | KOC-183612-L-R | \$968   | KOC-183612-L-P | \$922   |
| 18"   | Right Hand | KOC-183612-R-S | KOC-183612-R-R | \$968   | KOC-183612-R-P | \$922   |
| 21"   | Left Hand  | KOC-213612-L-S | KOC-213612-L-R | \$1,078 | KOC-213612-L-P | \$1,027 |
| 21"   | Right Hand | KOC-213612-R-S | KOC-213612-R-R | \$1,078 | KOC-213612-R-P | \$1,027 |
| 24"   | Left Hand  | KOC-243612-L-S | KOC-243612-L-R | \$1,187 | KOC-243612-L-P | \$1,130 |
| 24"   | Right Hand | KOC-243612-R-S | KOC-243612-R-R | \$1,187 | KOC-243612-R-P | \$1,130 |
| 27"   | Double     | KOC-273612-S   | KOC-273612-R   | \$1,340 | KOC-273612-P   | \$1,276 |
| 30"   | Double     | KOC-303612-S   | KOC-303612-R   | \$1,493 | KOC-303612-P   | \$1,422 |
| 33"   | Double     | KOC-333612-S   | KOC-333612-R   | \$1,646 | KOC-333612-P   | \$1,568 |
| 36"   | Double     | KOC-363612-S   | KOC-363612-R   | \$1,799 | KOC-363612-P   | \$1,713 |

CHALLENGER COMPLETE LINE

## OVERHEAD, BLIND CORNER - 36" WIDTH



18" HIGH - NO SHELF  
24" & 30" -  
1 FULL WIDTH ADJ SHELF  
ALL CABINETS 1 DOOR  
(LH OR RH)  
COMES WITH FINISHED  
SIDES

| Height | Door       | Shaker Item #   | Ribbed Item #   | Retail  | Pan Item #      | Retail  |
|--------|------------|-----------------|-----------------|---------|-----------------|---------|
| 18"    | Left Hand  | OOBC-361812-L-S | OOBC-361812-L-R | \$1,064 | OOBC-361812-L-P | \$1,013 |
| 18"    | Right Hand | OOBC-361812-R-S | OOBC-361812-R-R | \$1,064 | OOBC-361812-R-P | \$1,013 |
| 24"    | Left Hand  | OOBC-362412-L-S | OOBC-362412-L-R | \$1,240 | OOBC-362412-L-P | \$1,181 |
| 24"    | Right Hand | OOBC-362412-R-S | OOBC-362412-R-R | \$1,240 | OOBC-362412-R-P | \$1,181 |
| 30"    | Left Hand  | OOBC-363012-L-S | OOBC-363012-L-R | \$1,418 | OOBC-363012-L-P | \$1,350 |
| 30"    | Right Hand | OOBC-363012-R-S | OOBC-363012-R-R | \$1,418 | OOBC-363012-R-P | \$1,350 |
| 36"    | Left Hand  | OOBC-363612-L-S | OOBC-363612-L-R | \$1,595 | OOBC-363612-L-P | \$1,519 |
| 36"    | Right Hand | OOBC-363612-R-S | OOBC-363612-R-R | \$1,595 | OOBC-363612-R-P | \$1,519 |

## OVERHEAD, INSIDE CORNER - 24" WIDTH




18" HIGH - NO SHELF  
24" & 30" - 1 SHELF  
ALL CABINETS 1 DOOR  
(LH OR RH)  
CANNOT BE AT END OF  
CABINET RUN OR BESIDE OPENING  
3" FILLER PANEL RECOMMENDED FOR DOOR CLEARANCE  
\*\*SIDES NOT FINISHED\*\*

| Height | Door       | Shaker Item #   | Ribbed Item #   | Retail  | Pan Item #      | Retail  |
|--------|------------|-----------------|-----------------|---------|-----------------|---------|
| 18"    | Left Hand  | KOIC-241812-L-S | KOIC-241812-L-R | \$1,037 | KOIC-241812-L-P | \$987   |
| 18"    | Right Hand | KOIC-241812-R-S | KOIC-241812-R-R | \$1,037 | KOIC-241812-R-P | \$987   |
| 24"    | Left Hand  | KOIC-242412-L-S | KOIC-242412-L-R | \$1,229 | KOIC-242412-L-P | \$1,171 |
| 24"    | Right Hand | KOIC-242412-R-S | KOIC-242412-R-R | \$1,229 | KOIC-242412-R-P | \$1,171 |
| 30"    | Left Hand  | KOIC-243012-L-S | KOIC-243012-L-R | \$1,393 | KOIC-243012-L-P | \$1,327 |
| 30"    | Right Hand | KOIC-243012-R-S | KOIC-243012-R-R | \$1,393 | KOIC-243012-R-P | \$1,327 |
| 36"    | Left Hand  | KOIC-243612-L-S | KOIC-243612-L-R | \$1,585 | KOIC-243612-L-P | \$1,509 |
| 36"    | Right Hand | KOIC-243612-R-S | KOIC-243612-R-R | \$1,585 | KOIC-243612-R-P | \$1,509 |

# OVERHEAD CABINETS


## OVERHEAD SHELF

---



| Width | Item # | Retail |
|-------|--------|--------|
| 12"   | OAS-12 | \$36   |
| 15"   | OAS-15 | \$43   |
| 18"   | OAS-18 | \$49   |
| 21"   | OAS-21 | \$55   |
| 24"   | OAS-24 | \$61   |
| 27"   | OAS-27 | \$67   |
| 30"   | OAS-30 | \$74   |
| 33"   | OAS-33 | \$82   |
| 36"   | OAS-36 | \$88   |

CHALLENGER COMPLETE LINE

Scan QR Code  
for current  
pricing.

READY-TO-FINISH KITCHENS

# READY TO FINISH KITCHENS

## OUTDOOR KITCHENS & GRILL ISLANDS

Empire Distributing offers two Ready to Finish Outdoor Kitchen options, Stone Age and EZ Finish. Speed up the outdoor kitchen installation and finish with your own veneer.

REV: 04/16/26



Stone Age Kitchen concrete panels provide a quick and customizable on-site installation. They offer a fast, efficient, and more durable way to construct a Ready-to-Finish Kitchen.

## EZ FINISH Outdoor Systems

EZ Finish Outdoor Systems is the perfect solution for designing and framing your outdoor kitchen, fire pit or fireplace structure. Select your own appliances and EZ Finish will design a custom structure that is ready to finish with your favorite veneer and countertop material.

## TABLE OF CONTENTS

### STONE AGE KITCHENS

|                                   |   |
|-----------------------------------|---|
| Stone Age Panels & Brackets ..... | 2 |
| Pricing .....                     | 3 |

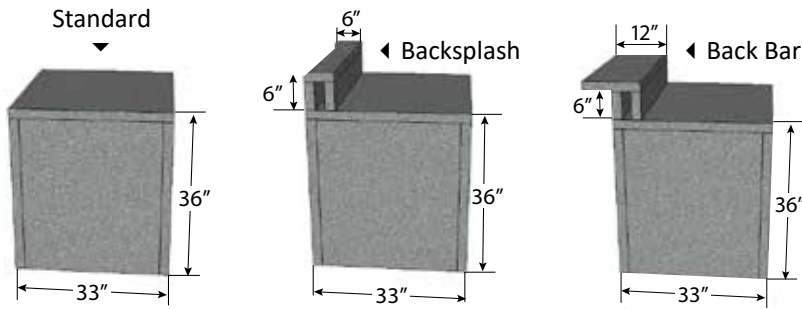
### EZ FINISH KITCHENS

|                                       |   |
|---------------------------------------|---|
| 4 Steps to an EZ Finish Kitchen ..... | 4 |
| Pricing .....                         | 5 |

# STONE AGE MASONRY KITCHENS



Panels & Brackets for Outdoor Kitchen Bases



All units are 33" deep. Masonry Cabinets weigh approx. 70 lbs per linear foot.

Build the base of any masonry kitchen in 1-2 hours using Stone Age panels and brackets. Veneer the same day.

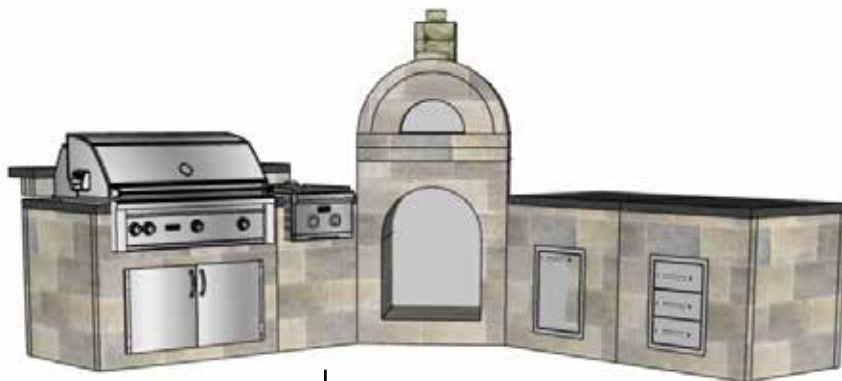
Solid concrete panels, galvanized steel brackets.  
Include Stone Age Pizza Oven or Fireplace Kits if desired.



2', 3', and 4' panels can be ordered with cut-outs for grills, appliances and storage reinforced with rebar, or can be cut on site and reconfigured seamlessly.

Free kitchen design help available.

READY-TO-FINISH KITCHENS



**2' panels can include:**

- Ice Maker
- Side Burner
- Towel Holder



**4' panels can include:**

- 32" Grill & Larger (up to 42")
- Warming Drawer
- 32" or 38" Beverage Center
- Drawer Door Combos
- Dry Pantries
- Double Access Doors

**3' panels can include:**

- 26" Grill
- Refrigerator
- Trash
- 15" Sink
- Drawer Units



Scan to watch a quick installation video.

# KITCHEN PANELS & BRACKETS

## Masonry Outdoor Kitchens



### Stone Age Panels

Solid concrete panels. Assemble with included galvanized steel brackets.

**Base installs in 1-2 hours.**

Veneer the same day.

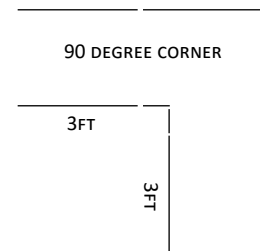
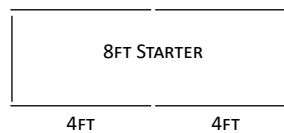
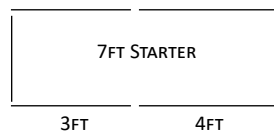
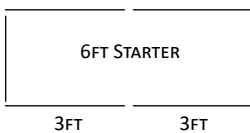
Kitchen extension sections include Front, Back and Top panels, as well as necessary brackets for assembly.

Backsplashes and Back Bars are sold in 3' sections complete with necessary brackets.

Grills and components sold separately.

### STONE AGE KITCHENS

| Item #         | Description                       | Dimensions            | Retail        |
|----------------|-----------------------------------|-----------------------|---------------|
| SA-KITSTARTER6 | 6' Kitchen Starter                | 72"W x 33"D x 36"H    | \$1,710       |
| SA-KITSTARTER7 | 7' Kitchen Starter                | 84"W x 33"D x 36"H    | \$1,995       |
| SA-KITSTARTER8 | 8' Kitchen Starter                | 96"W x 33"D x 36"H    | \$2,280       |
| SA-KITEXT2     | 2' Kitchen Extensions             | 24"W x 33"D x 36"H    | \$370         |
| SA-KITEXT3     | 3' Kitchen Extensions             | 36"W x 33"D x 36"H    | \$555         |
| SA-KITEXT4     | 4' Kitchen Extensions             | 48"W x 33"D x 36"H    | \$740         |
| SA-KIT-3FCON   | 45° Corner Conversion Kit         |                       | \$918         |
| SA-3LCON30     | 90° Corner Conversion Kit         | Adds 36" to each side | \$1,800       |
| SA-BSWOT       | Backsplash                        | 36"W x 6"D x 6"H      | \$398         |
| SA-BSWT        | Kitchen Back Bar                  | 36"W x 12"D x 6"H     | \$580         |
| SA-CAB-SPECCUT | Kitchen Cabinet, Cut-Out Upcharge |                       | \$100/section |



### SPECIFICATIONS

- Solid concrete panels
- Galvanized steel brackets
- Veneer as desired the same day
- Backsplashes and Back Bars available
- Panels can be ordered with cut-outs to fit your appliances or can be cut on site
- 4"-6" concrete pad reinforced down to the frost line recommended prior to installation to prevent frost heave.

READY-TO-FINISH KITCHENS

CALL  
716-725-0236  
TO ORDER



## EZ FINISH OUTDOOR SYSTEMS

READY-TO-FINISH KITCHENS

EZ Finish Outdoor Systems is the perfect solution for designing and framing your outdoor kitchen, firepit or fireplace structure. Select your own appliances and EZ Finish will design a custom structure that is ready to finish with your favorite veneer and countertop material.

Save time and save money, let the team at EZ finish handle the design, framing and sheathing process. All Aluminum tubing is fully welded providing a strong, square and corrosion resistant structure. Each structure is sheathed in Hardie Backer, using epoxy and mechanical fasteners for a solid base to adhere your veneer material. Provide a sketch and let EZ Finish do the rest!

### 4 EASY STEPS TO A EZ FINISH OUTDOOR KITCHEN



Send EZ Finish a sketch of your dream outdoor structure.



EZ Finish will provide a complete computer rendering of your project, including dimensions.



With your seal of approval, EZ Finsih will construct your order.



Completed structures will be shipped to your location.



# ISLAND SYSTEMS

Custom Made Outdoor Kitchens

**EZ FINISH**  
Outdoor Systems

For more information or to place your order, please call EZ Finish Systems at (716) 725-0236.



## STRAIGHT CABINETS

*Retail price is per linear foot.*

| Item #     | Description                            | Dimensions                            | Retail |
|------------|--|---------------------------------------|--------|
| EZF-SC     | Straight Cabinet                       | 30"D x 36"H                           | \$299  |
| EZF-SCWBS  | Straight Cabinet with Backsplash       | 34"D x 42"H<br>(to Top of Backsplash) | \$330  |
| EZF-SCWB   | Straight Cabinet with Bar              | 34"D x 42"H (Bar Top 12"D)            | \$370  |
| EZF-SCWBFR | Straight Cabinet with Bar and Footrest | 37"D x 42"H (Bar Top 12"D)            | \$407  |

## ACCESSORIES

| Item #    | Description   | Retail |
|-----------|---|--------|
| EZF-EB    | Electrical Box, Outdoor Rated (Factory Installed. Includes 14/2 outdoor rated wire) | \$99   |
| ISL-LEVEL | Extra Strength Leveling Legs (Qty 2)  | \$38   |

## SPECIFICATIONS

- Constructed with 1x1 welded aluminum frame (.125 thick) for stability and longevity
- Sheathed in Hardie Board – additional substraight available upon request; pricing may differ
- Optional leveling legs and electrical boxes
- 10 Year Warranty
- Please allow 3 – 4 weeks for delivery
- 50% deposit required and remaining amount due before shipment

## LITERATURE

| Item No | Description                | Retail |
|---------|----------------------------|--------|
| EZLIT   | EZ Finish Islands (1 page) | N/C    |
| EZCAT   | EZ Finish Full Catalog     | N/C    |

Curved Cabinets, Outdoor Fireplaces, and Firepits  
**Call for Pricing (716) 725-0236**

READY-TO-FINISH KITCHENS

# READY TO FINISH ISLANDS & STRUCTURES


**EZ FINISH**  
Outdoor Systems

## Custom Projects

For more information or to place your order, please call EZ Finish Systems at (716) 725-0236.



READY-TO-FINISH KITCHENS

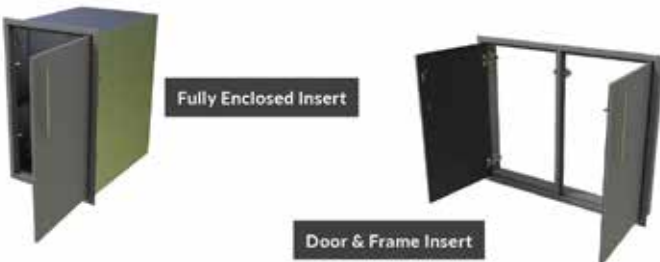


# CANYON COLLECTION

## POWDER-COATED ALUMINUM CABINETS

REV: 07/15/25

Weather-resistant, affordable, inserts to build into your own application, such as a stucco or brick island. Available in eight colors, most units are fully enclosed, but door units are available as full enclosures or as door and frame only.



## TABLE OF CONTENTS

### COLORS & CABINET STYLES

Cabinet Styles and Colors ..... 2

### CABINET BASES

Waste Bins ..... 3  
 Propane Pullout ..... 3  
 Drawers..... 3  
 Double Doors..... 4  
 Single Doors..... 6

CANYON CABINETS



The Canyon Collection offers a line of weather-resistant, affordable, upscale inserts to build into your own application, such as a stucco or brick island. Available as full enclosures or as door and frame only, in eight powder-coated aluminum colors to match your outdoor kitchen designs.

## DOOR STYLE OPTIONS



PAN DOOR



SHAKER DOOR



RIBBED DOOR

## HANDLE OPTIONS



9" HANDLE  
STAINLESS STEEL



9" HANDLE  
STAINLESS STEEL  
BLACK



9" HANDLE  
STAINLESS STEEL  
BRONZE

## CABINET COLOR OPTIONS



ANTHRACITE



CAPPUCCINO



TEXTURED  
GREY GLIMMER



SPECKLED  
WALNUT



TEXTURED  
WHITE



TEXTURED  
BLACK



SANDY  
SHORE



GRAPHITE

## CABINET TYPE

ENCLOSURE



FRAME



# PULL OUT CABINETS & DRAWERS



## FEATURES

- Gasketed Sealed Doors & Drawers
- Powder-Coated Finished Interior\*
- Fully Enclosed Door Cabinets include an Adjustable Shelf\*
- Powder Coated Textured Black Drawer Boxes\*
- Full Extension Drawer Slides\*
- Delivered Fully Assembled

\*Only available for fully enclosed inserts

## PULL OUT CABINETS *Must specify cabinet color and handle option.*

| Description                            | Shaker Item #  | Ribbed Item #  | Retail  | Pan Item #     | Retail  |
|--|----------------|----------------|---------|----------------|---------|
| 18" x 29" Waste Bin Pull Out           | CAN001-F04-S   | CAN001-F04-R   | \$970   | CAN001-F04-P   | \$924   |
| 18" x 29" Waste Bin Pull Out w/ Drawer | CAN017-F04-S   | CAN017-F04-R   | \$1,327 | CAN017-F04-P   | \$1,264 |
| 18" x 29" Propane Tank Pull Out        | CAN001-F03-S   | CAN001-F03-R   | \$1,095 | CAN001-F03-P   | \$1,043 |
| 18" x 29" Four Drawer                  | –              | –              |         | CAN003-F01     | \$1,362 |
| 24" x 29" Four Drawer                  | –              | –              |         | CAN006-F01     | \$1,641 |
| 16" x 11" Paper Towel Holder           | CAN016-F01BH-S | CAN016-F01BH-R | \$301   | CAN016-F01BH-P | \$287   |

## TRIM KITS *For Stone or Uneven Applications*

| Description                | Item #        | Retail |
|----------------------------|---------------|--------|
| 18" x 29" Masonry Trim Kit | CAN-TRK-18X29 | \$86   |
| 24" x 29" Masonry Trim Kit | CAN-TRK-24X29 | \$97   |
| 16" x 11" Masonry Trim Kit | CAN-TRK-16X11 | \$50   |



Pull Out Waste Bin



Pull Out Waste Bin with Drawer



Pull Out Propane Tank



Four Drawer



Paper Towel Holder

| Cabinet                     | Cut-out Width | Cut-out Height | Cut-out Depth Enclosed |
|-----------------------------|---------------|----------------|------------------------|
| 18" x 29" Cutout Dimensions | 16½"          | 27½"           | 22½"                   |
| 24" x 29" Cutout Dimensions | 22½"          | 27½"           | 22½"                   |
| 16" x 11" Cutout Dimensions | 14½"          | 9½"            | 8½"                    |

# DOUBLE DOOR - UNDER GRILL



## FEATURES

- Gasketed Sealed Doors
- Powder-Coated Finished Interior\*
- Fully Enclosed Door Cabinets include an Adjustable Shelf\*
- Delivered Fully Assembled

\*Only available for fully enclosed inserts

## DOUBLE DOOR - UNDER GRILL *Must specify cabinet color and handle option.*

| Description                         | Type      | Shaker Item # | Ribbed Item # | Retail | Pan Item #   | Retail |
|-------------------------------------|-----------|---------------|---------------|--------|--------------|--------|
| 30" x 18" Double Door - Under Grill | Frame     | CAN007-F02-S  | CAN007-F02-R  | \$353  | CAN007-F02-P | \$336  |
| 30" x 18" Double Door - Under Grill | Enclosure | CAN007-F01-S  | CAN007-F01-R  | \$859  | CAN007-F01-P | \$818  |
| 32" x 18" Double Door - Under Grill | Frame     | CAN018-F02-S  | CAN018-F02-R  | \$366  | CAN018-F02-P | \$348  |
| 32" x 18" Double Door - Under Grill | Enclosure | CAN018-F01-S  | CAN018-F01-R  | \$889  | CAN018-F01-P | \$846  |
| 36" x 18" Double Door - Under Grill | Frame     | CAN010-F02-S  | CAN010-F02-R  | \$393  | CAN010-F02-P | \$375  |
| 36" x 18" Double Door - Under Grill | Enclosure | CAN010-F01-S  | CAN010-F01-R  | \$951  | CAN010-F01-P | \$906  |
| 40" x 18" Double Door - Under Grill | Frame     | CAN013-F02-S  | CAN013-F02-R  | \$408  | CAN013-F02-P | \$389  |
| 40" x 18" Double Door - Under Grill | Enclosure | CAN013-F01-S  | CAN013-F01-R  | \$968  | CAN013-F01-P | \$922  |

## TRIM KITS *For Stone or Uneven Applications*

| Description                | Item #        | Retail |
|----------------------------|---------------|--------|
| 30" x 18" Masonry Trim Kit | CAN-TRK-30X18 | \$88   |
| 32" x 18" Masonry Trim Kit | CAN-TRK-32X18 | \$92   |
| 36" x 18" Masonry Trim Kit | CAN-TRK-36X18 | \$99   |
| 40" x 18" Masonry Trim Kit | CAN-TRK-40X18 | \$107  |



Double Door Under Grill

| Cabinet                                   | Cut-out Width | Cut-out Height | Cut-out Depth Enclosed | Cut-out Depth Frame |
|---|---------------|----------------|------------------------|---------------------|
| 30" x 18" Cutout Dims - Under Grill Mount | 28-1/2"       | 16-1/2"        | 22-1/2"                | 4"                  |
| 32" x 18" Cutout Dims - Under Grill Mount | 30-1/2"       | 16-1/2"        | 22-1/2"                | 4"                  |
| 36" x 18" Cutout Dims - Under Grill Mount | 34-1/2"       | 16-1/2"        | 22-1/2"                | 4"                  |
| 40" x 18" Cutout Dims - Under Grill Mount | 38-1/2"       | 16-1/2"        | 22-1/2"                | 4"                  |

# DOUBLE DOOR



## FEATURES

- Gasketed Sealed Doors & Drawers
- Powder-Coated Finished Interior\*
- Fully Enclosed Door Cabinets include an Adjustable Shelf\*
- Powder Coated Textured Black Drawer Boxes\*
- Full Extension Drawer Slides\*
- Delivered Fully Assembled

\*Only available for fully enclosed inserts

## DOUBLE DOOR *Must specify cabinet color and handle option.*

| Description                     | Type      | Shaker Item # | Ribbed Item # | Retail  | Pan Item #   | Retail  |
|---------------------------------|-----------|---------------|---------------|---------|--------------|---------|
| 30" x 29" Double Door           | Frame     | CAN008-F02-S  | CAN008-F02-R  | \$425   | CAN008-F02-P | \$405   |
| 30" x 29" Double Door           | Enclosure | CAN008-F01-S  | CAN008-F01-R  | \$1,120 | CAN008-F01-P | \$1,067 |
| 30" x 29" Double Door w/ Drawer | Enclosure | CAN009-F01-S  | CAN009-F01-R  | \$1,454 | CAN009-F01-P | \$1,384 |
| 36" x 29" Double Door           | Frame     | CAN011-F02-S  | CAN011-F02-R  | \$469   | CAN011-F02-P | \$447   |
| 36" x 29" Double Door           | Enclosure | CAN011-F01-S  | CAN011-F01-R  | \$1,262 | CAN011-F01-P | \$1,202 |
| 36" x 29" Double Door w/ Drawer | Enclosure | CAN012-F01-S  | CAN012-F01-R  | \$1,634 | CAN012-F01-P | \$1,557 |
| 40" x 29" Double Door           | Frame     | CAN014-F02-S  | CAN014-F02-R  | \$499   | CAN014-F02-P | \$475   |
| 40" x 29" Double Door           | Enclosure | CAN014-F01-S  | CAN014-F01-R  | \$1,356 | CAN014-F01-P | \$1,292 |
| 40" x 29" Double Door w/ Drawer | Enclosure | CAN015-F01-S  | CAN015-F01-R  | \$1,958 | CAN015-F01-P | \$1,865 |

## TRIM KITS *For Stone or Uneven Applications*

| Description                | Item #        | Retail |
|----------------------------|---------------|--------|
| 30" x 29" Masonry Trim Kit | CAN-TRK-30X29 | \$108  |
| 36" x 29" Masonry Trim Kit | CAN-TRK-36X29 | \$119  |
| 40" x 29" Masonry Trim Kit | CAN-TRK-40X29 | \$127  |



Double Door



Double Door with Drawer

| Cabinet                     | Cut-out Width | Cut-out Height | Cut-out Depth Enclosed | Cut-out Depth Frame |
|-----------------------------|---------------|----------------|------------------------|---------------------|
| 30" x 29" Cutout Dimensions | 28-1/2"       | 27-1/2"        | 22-1/2"                | 4"                  |
| 36" x 29" Cutout Dimensions | 34-1/2"       | 27-1/2"        | 22-1/2"                | 4"                  |
| 40" x 29" Cutout Dimensions | 38-1/2"       | 27-1/2"        | 22-1/2"                | 4"                  |

# SINGLE DOOR



## FEATURES

- Gasketed Sealed Doors & Drawers
- Powder-Coated Finished Interior\*
- Fully Enclosed Door Cabinets include an Adjustable Shelf\*
- Powder Coated Textured Black Drawer Boxes\*
- Full Extension Drawer Slides\*
- Delivered Fully Assembled

\*Only available for fully enclosed inserts

## SINGLE DOOR *Must specify cabinet color and handle option.*

| Description                             | Type      | Shaker Item #  | Ribbed Item #  | Retail  | Pan Item #     | Retail  |
|---|-----------|----------------|----------------|---------|----------------|---------|
| 18" x 29" Single Door - Left            | Frame     | CAN001-F02-L-S | CAN001-F02-L-R | \$393   | CAN001-F02-L-P | \$375   |
| 18" x 29" Single Door - Right           | Frame     | CAN001-F02-R-S | CAN001-F02-R-R | \$393   | CAN001-F02-R-P | \$375   |
| 18" x 29" Single Door - Left            | Enclosure | CAN001-F01-L-S | CAN001-F01-L-R | \$748   | CAN001-F01-L-P | \$712   |
| 18" x 29" Single Door - Right           | Enclosure | CAN001-F01-R-S | CAN001-F01-R-R | \$748   | CAN001-F01-R-P | \$712   |
| 18" x 29" Single Door w/ Drawer - Left  | Enclosure | CAN002-F01-L-S | CAN002-F01-L-R | \$1,026 | CAN002-F01-L-P | \$977   |
| 18" x 29" Single Door w/ Drawer - Right | Enclosure | CAN002-F01-R-S | CAN002-F01-R-R | \$1,026 | CAN002-F01-R-P | \$977   |
| 24" x 29" Single Door - Left            | Frame     | CAN004-F02-L-S | CAN004-F02-L-R | \$456   | CAN004-F02-L-P | \$434   |
| 24" x 29" Single Door - Right           | Frame     | CAN004-F02-R-S | CAN004-F02-R-R | \$456   | CAN004-F02-R-P | \$434   |
| 24" x 29" Single Door - Left            | Enclosure | CAN004-F01-L-S | CAN004-F01-L-R | \$883   | CAN004-F01-L-P | \$840   |
| 24" x 29" Single Door - Right           | Enclosure | CAN004-F01-R-S | CAN004-F01-R-R | \$883   | CAN004-F01-R-P | \$840   |
| 24" x 29" Single Door w/ Drawer - Left  | Enclosure | CAN005-F01-L-S | CAN005-F01-L-R | \$1,220 | CAN005-F01-L-P | \$1,162 |
| 24" x 29" Single Door w/ Drawer - Right | Enclosure | CAN005-F01-R-S | CAN005-F01-R-R | \$1,220 | CAN005-F01-R-P | \$1,162 |

## TRIM KITS *For Stone or Uneven Applications*

| Description                | Item #        | Retail |
|----------------------------|---------------|--------|
| 18" x 29" Masonry Trim Kit | CAN-TRK-18X29 | \$86   |
| 24" x 29" Masonry Trim Kit | CAN-TRK-24X29 | \$97   |



Single Door  
Left Hand



Single Door with  
Drawer - Left Hand



Single Door  
Right Hand



Single Door with  
Drawer - Right Hand

| Cabinet                     | Cut-out Width | Cut-out Height | Cut-out Depth Enclosed | Cut-out Depth Frame |
|-----------------------------|---------------|----------------|------------------------|---------------------|
| 18" x 29" Cutout Dimensions | 16-1/2"       | 27-1/2"        | 22-1/2"                | 4"                  |
| 24" x 29" Cutout Dimensions | 22-1/2"       | 27-1/2"        | 22-1/2"                | 4"                  |



Scan QR Code  
for current  
pricing.

**SYNTHETIC TURF**  
LAWN & LANDSCAPES | PLAYGROUNDS | PET AREAS | PUTTING GREENS

REV: 11/13/25



**TABLE OF CONTENTS**

Synthetic Turf  
 Turf ..... 3  
 Sports Turf ..... 3  
 Turf Infill..... 3  
 Installation Accessories..... 3

# SYNTHETIC TURF



Artificial grass doesn't require typical up keep such as watering, weeding, fertilizing, or mowing; it is a low-maintenance and cost-effective alternative to natural grass. Synthetic grass is also durable and will last much longer than natural grass. Made with high-quality materials like polyethylene for resilience, it can withstand the test of time even when used for high-impact sports, pet turf, play areas, golf greens, and extreme weather conditions.

Not only is synthetic grass long-lasting and maintenance-free, but it is also completely non-toxic and free of pesticides and harmful chemicals required to maintain a natural lawn. This makes artificial turf products ideal for playground grass, athletic fields, and pet areas.



EST67T



EST77T



EST96TS




EST97T



EST107T



EST112TS



ESTPUTTPE

| Item #    | Pile Height | Total Weight | Face Weight | Traffic Level | Best Use  | Color Combination               |
|-----------|-------------|--------------|-------------|---------------|---|---------------------------------|
| EST77T    | 1"          | 77 oz        | 50 oz       | High          | Pet Facilities and Playgrounds                            | Lawn Green & Olive Green        |
| EST96TS   |             | 96 oz        | 69 oz       |               |   | Lawn Green & Spring Green       |
| EST67T    | 1.5"        | 67 oz        | 40 oz       | Moderate      | Residential Use   | Lawn Green, Olive Green & Brown |
| EST97T    |             | 97 oz        | 70 oz       |               |   | Lawn Green, Olive Green & Brown |
| EST107T   | 1.75"       | 107 oz       | 80 oz       | Low           | Luxury Residential Lawns                                  | Lawn Green & Olive Green        |
| EST112TS  |             | 112.5 oz     | 80 oz       |               |   | Lawn Green & Spring Green       |
| ESTPUTTPE | 0.5"        | 66 oz        | 34 oz       | High          | Areas with No Drainage (i.e. Rooftops and Putting Greens) | Lawn Green                      |

## FEATURES & BENEFITS

- 15-Year Warranty
- 15-20 Year Product Lifespan
- Child and Pet Safe
- Lead-Free Certified
- Eco Friendly
- TurboFlo Drainage
- PFAS Safe



## APPLICATIONS

- Lawns & Landscapes
- Playgrounds
- Pet Areas
- Golf & Putting Greens



Scan QR Code for How to Center with Installation Guides



Scan QR Code for Empire Synthetic Turf Resources



Face Weight and Total Weight is measured per square yard.

## TURF *(All Turf is 15' Widths. FOB Baltimore, MD)*

| Item #   | Pile Height | Total Weight | Face Weight | Retail Per Sq Ft | Retail Per Linear Ft |
|----------|-------------|--------------|-------------|------------------|----------------------|
| EST67T   | 1.5"        | 67 oz.       | 40 oz.      | \$2.49           | \$37.35              |
| EST77T   | 1"          | 77 oz.       | 50 oz.      | \$2.96           | \$44.40              |
| EST96TS  | 1"          | 96 oz.       | 69 oz.      | \$3.42           | \$51.30              |
| EST97T   | 1.5"        | 97 oz.       | 70 oz.      | \$3.49           | \$52.35              |
| EST107T  | 1.75"       | 107 oz.      | 80 oz.      | \$3.84           | \$57.60              |
| EST112TS | 1.75"       | 112.5 oz.    | 80 oz.      | \$3.84           | \$57.60              |

## SPORTS TURF *(All Turf is 15' Widths. FOB Baltimore, MD)*

| Item #    | Pile Height | Total Weight | Face Weight | Retail Per Sq Ft | Retail Per Linear Ft |
|-----------|-------------|--------------|-------------|------------------|----------------------|
| ESTPUTTPE | 0.5"        | 66 oz.       | 34 oz.      | \$2.80           | \$42.00              |

## TURF INFILL

| Item #      | Description                         | Retail |
|-------------|-------------------------------------|--------|
| OFILL1630PL | Turf, Optifull 16/30 Infill, 50 lb. | \$38   |
| OFILL3050PL | Turf, Optifull 30/50 Infill, 50 lb. | \$38   |

## INSTALLATION ACCESSORIES


| Item #    | Description                              | Retail |
|-----------|--|--------|
| ESTGL     | Adhesive Glue, per gallon                | \$133  |
| ESTSEAM50 | Seam Tape, 50' per roll                  | \$44   |
| ESTSEAM66 | Self-Adhesive Seaming Tape, 66' per roll | \$89   |
| ESTSPIKE  | 6" Turf Spikes, 25lbs per box            | \$160  |

## TURF DISPLAYS

| Item #    | Description                |
|-----------|----------------------------|
| EST-FLOOR | Turf Display, Floor        |
| EST-SB    | Turf Sample Box            |
| EST-SR    | Turf Sample Ring 18" x 24" |



EMPIRE SYNTHETIC TURF

Scan QR Code for current pricing.

# WARMING TRENDS BURNERS

BURNERS | PLATES | PANS | ACCESSORIES | MEDIA

REV: 03/20/26

## LITERATURE

| Item No     | Description                  |
|-------------|------------------------------|
| ERFG        | Emilyrose Media              |
| WT-LOOKBOOK | Warming Trends Look Book     |
| WTTRI       | Warming Trends Tri-Fold      |
| WTTRI-IGN   | WT Ignition Systems Tri-Fold |



SCAN QR CODE FOR LINK TO WARMING TRENDS RESOURCES WEBPAGE



SCAN QR CODE FOR LINK TO WARMING TRENDS INSTALLATION MANUAL

# TABLE OF CONTENTS

**WARMING TRENDS**

- Circular & Square Plates ..... 4
- Circular & Square Pans..... 5
- Original & Octagon Burners..... 6
- Rectangle Plates..... 8
- Rectangle Pans..... 9
- Tree-Style & Double Tree Burners..... 10
- H-Style & Linear Burners..... 11
- Ignition Kits ..... 12
- Outdoor Fireplace Burners ..... 18
- Firestorm Steel Log ..... 21

**ACCESSORIES**

- Media..... 15
- Fire Pit Covers ..... 16
- Wind Guards ..... 20
- Media Calculator..... 22



**BURNERS, PANS & IGNITION SYSTEMS**



**UNIVERSAL BURNER KITS**

# WARMING TRENDS®

**READY-TO-FINISH FIRE PIT KITS**



**AON FIRE TABLES**



Visit all of our Warming Trends sections to see everything Warming Trends has to offer. Not just burners and pans, but also complete Universal Burner Kits, Ready-to-Finish Fire Pit Kits, and new Aon Fire Tables.

# WARMING TRENDS<sup>®</sup>



TWICE THE FLAME



ALL BRASS COMPONENTS



LIFETIME WARRANTY

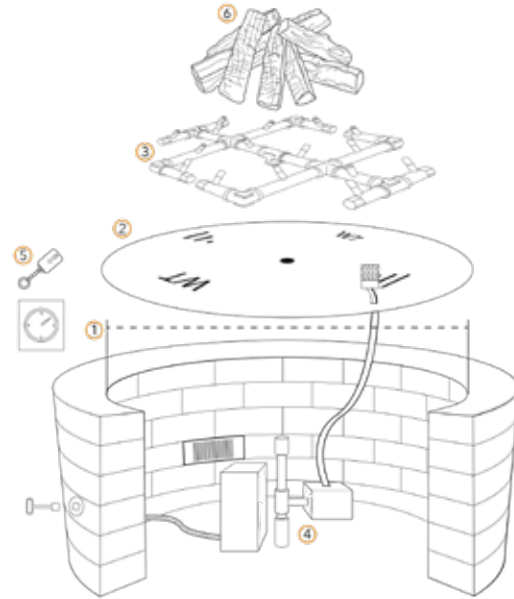


MADE IN THE USA

WT BURNERS

## Six Easy Steps to Purchasing

1. Measure the opening of your fire pit.
2. Choose the corresponding Plate or Pan size. (Pans come standard with a 2" welded sidewall.)
3. Choose Burner and Fuel Type. (Natural Gas or Liquid Propane)
4. Choose your Ignition System: match lit, push button, mercury, or electric on/off switch.
5. Choose Electronic Add-Ons: remote control options, dial timers, and emergency stops.
6. Complete the look with Accessories: ceramic logs, lava rock, volcanic stone or fire glass.



When ordering aluminum plates, please specify the exact size plate you would like for your project. Each plate is specifically cut for each order. Please allow 48 hours for shipping.

Standard Ring Burner with 180k BTU's

CFB180 CROSFIRE<sup>®</sup> Brass Burner with 180k BTU's




# PLATES

Select a Warming Trends Plate or Pan, Crossfire™ Burner (see pages 6-7) and Ignition Kit (see pages 12-13) to make a complete burner system. Add your Media/Logs (see page 15).

Warming Trends heavy duty aluminum mounting plates provide a solid surface to support your burner and media choice.



Circular Plate



Square Plate

**NOTE:** It is recommended to incorporate 1 vent on at least two opposing sides (2 vents total) at a minimum size of 18 sq. inches each (Example: 3" x 6" or larger). Installation of the vents in the mid to lower area of the enclosure is recommended. Always consult with local municipality regarding any local code requirements. See page 14 for Vent Kit, item number FPVK.

## PLATES

| Item # - Circular | Item # - Square | Description  | Lava Rock <sup>§</sup><br>(Max Weight) (Circular/Square) | Retail  |
|-------------------|-----------------|--------------|--|---------|
| ALPL18C           | ALPL18S         | 18" Plate    | 20/25 lbs.   | \$120   |
| ALPL24C           | ALPL24S         | 24" Plate    | 40/45 lbs.   | \$232   |
| ALPL29.25C        | -               | 29.25" Plate | 60/- lbs.  | \$378   |
| ALPL30C           | ALPL30S         | 30" Plate    | 60/70 lbs.   | \$310   |
| ALPL35.5C         | -               | 35.50" Plate | 80/- lbs.  | \$570   |
| ALPL36C           | ALPL36S         | 36" Plate    | 80/100 lbs.  | \$467   |
| ALPL42C           | ALPL42S         | 42" Plate    | 110/140 lbs.   | \$624   |
| ALPL48C           | ALPL48S         | 48" Plate    | 145/180 lbs.   | \$802   |
| ALPL60C           | ALPL60S         | 60" Plate    | 225/280 lbs.   | \$1,228 |

## CUSTOM PLATES - CUT TO FIT

(Note: Cut to Fit plates are not returnable. Recommended 1/2" narrower than actual opening.)

| Item # - Circular | Item # - Square | Description   | Lava Rock <sup>§</sup><br>(Max Weight) (Circular/Square) | Retail      |
|-------------------|-----------------|---|--|-------------|
| ALPL1218C         | ALPL1218S       | 12.00" - 17.99" Plate                                       | 20/25 lbs.   | \$181       |
| ALPL1824C         | ALPL1824S       | 18.01" - 23.99" Plate                                       | 40/45 lbs.   | \$296       |
| ALPL2430C         | ALPL2430S       | 24.01" - 29.99" Plate                                       | 60/70 lbs.   | \$378       |
| ALPL3036C         | ALPL3036S       | 30.01" - 35.99" Plate                                       | 80/100 lbs.  | \$570       |
| ALPL3642C         | ALPL3642S       | 36.01" - 41.99" Plate                                       | 110/140 lbs.   | \$684       |
| ALPL4248C         | ALPL4248S       | 42.01" - 47.99" Plate                                       | 145/180 lbs.   | \$860       |
| ALPL4860C         | ALPL4860S       | 48.01" - 59.99" Plate                                       | 225/180 lbs.   | \$1,321     |
| ALPLCUST          | ALPLCUST        | Custom Plate (We can manufacture any custom shape or size.) |  | Call Empire |

§ Fireglass or Lava Stones = 2x Lava Rock Max Weight

## INSTALLATION COLLAR

Installation collars provide support for the aluminum plate, allowing for any size plate to be used for a range of sizes. Order multiples depending on the size of the fire pit.

| Item #  | Description   | Retail |
|---------|---|--------|
| COLLAR  | 19" Universal Flexible Installation Collar (3" Range) | \$32   |
| COLLARF | 19" Flexible No Drill Collar (4" Range)               | \$34   |



COLLAR



COLLARF


# PANS

Select a Warming Trends Plate or Pan, Crossfire™ Burner (see pages 6-7) and Ignition Kit (see pages 12-13) to make a complete burner system. Add your Media/Logs (see page 15).

Using the Warming Trends heavy duty aluminum mounting pan with 2" sidewalls will provide a solid surface to support your burner and media choice.



**Circular Pan**  
with 2" Sidewall



**Square Pan**  
with 2" Sidewall

**NOTE:** It is recommended to incorporate 1 vent on at least two opposing sides (2 vents total) at a minimum size of 18 sq. inches each (Example: 3"x 6" or larger). Installation of the vents in the mid to lower area of the enclosure is recommended. Always consult with local municipality regarding any local code requirements. See page 14 for Vent Kit, item number FPVK.

## PANS (with 2" Sidewalls)

| Item # - Circular | Item # - Square | Description | Lava Rock <sup>§</sup><br>(Max Weight) (Circular/Square) | Retail  |
|-------------------|-----------------|-------------|--|---------|
| ALPAN18C          | ALPAN18S        | 18" Pan     | 20/25 lbs.   | \$269   |
| ALPAN24C          | ALPAN24S        | 24" Pan     | 40/45 lbs.   | \$339   |
| ALPAN30C          | ALPAN30S        | 30" Pan     | 60/70 lbs.   | \$427   |
| ALPAN36C          | ALPAN36S        | 36" Pan     | 80/100 lbs.  | \$598   |
| ALPAN42C          | ALPAN42S        | 42" Pan     | 110/140 lbs.   | \$749   |
| ALPAN48C          | ALPAN48S        | 48" Pan     | 145/180 lbs.   | \$923   |
| ALPAN60C          | ALPAN60S        | 60" Pan     | 225/280 lbs.   | \$1,353 |

## CUSTOM PANS - CUT TO FIT (with 2" Sidewalls)

(Note: Cut to Fit pans are not returnable. Recommended 1/2" narrower than actual opening.)

| Item # - Circular | Item # - Square | Description   | Lava Rock <sup>§</sup><br>(Max Weight) (Circular/Square) | Retail      |
|-------------------|-----------------|---|--|-------------|
| ALPAN1218C        | ALPAN1218S      | 12.00" - 17.99" Pan                                       | 20/25 lbs.   | \$315       |
| ALPAN1824C        | ALPAN1824S      | 18.01" - 23.99" Pan                                       | 40/45 lbs.   | \$386       |
| ALPAN2430C        | ALPAN2430S      | 24.01" - 29.99" Pan                                       | 60/70 lbs.   | \$476       |
| ALPAN3036C        | ALPAN3036S      | 30.01" - 35.99" Pan                                       | 80/100 lbs.  | \$674       |
| ALPAN3642C        | ALPAN3642S      | 36.01" - 41.99" Pan                                       | 110/140 lbs.   | \$805       |
| ALPAN4248C        | ALPAN4248S      | 42.01" - 47.99" Pan                                       | 145/180 lbs.   | \$978       |
| ALPAN4860C        | ALPAN4860S      | 48.01" - 59.99" Pan                                       | 225/280 lbs.   | \$1,436     |
| ALPANCUST         | ALPANCUST       | Custom Pan (We can manufacture any custom shape or size.) |  | Call Empire |

Note: Taller sidewalls and top lips available for Special Order.

§ Fireglass or Lava Stones = 2x Lava Rock Max Weight

## INSTALLATION COLLAR

Installation collars provide support for the aluminum pan. Order multiples depending on the size of the fire pit.



Video Link  
Plate vs Pan

| Item #  | Description   | Retail |
|---------|---|--------|
| COLLAR  | 19" Universal Flexible Installation Collar (3" Range) | \$32   |
| COLLARF | 19" Flexible No Drill Collar (4" Range)               | \$34   |



COLLAR



COLLARF

# ORIGINAL & OCTAGON BURNERS

Select a Warming Trends Plate or Pan (see pages 4-5), Crossfire™ Burner and Ignition Kit (see pages 12-13) to make a complete burner system. Add your Media/Logs (see pages 15).

## ORIGINAL




**CFB60**  
7 3/8" L x 5 3/8" D



**CFB84**  
7 3/8" L x 5 3/8" D



**U100**  
11 3/4" L x 10 1/2" D



**U140**  
13 1/2" L x 13 1/2" D



**U180**  
17 3/4" L x 15 1/2" D



**U240**  
20 1/2" L x 19 1/2" D



**CFB290<sup>W</sup>**  
21 3/4" L x 21 1/2" D



**CFB300**  
31" L x 31 3/4" D



**U360**  
29 1/2" L x 28 1/2" D



**CFB450<sup>W</sup>**  
47 3/8" L x 46" D

## OCTAGON



**CFBO140<sup>W</sup>**  
10 3/4" L x 13 3/4" D



**CFBO360<sup>W</sup>**  
29 1/2" L x 27 1/2" D

The Warming Trends® Patent-Pending CROSSFIRE® Brass Burner utilizes cutting-edge technology to produce a taller, brighter, full flame, replicating a natural, wood burning fire – all while consuming less gas. Made from corrosion resistant and sustainable brass, CROSSFIRE® Brass Burners will not rust and come with a lifetime warranty. All burners are manufactured and assembled in the United States.

Select a Warming Trends Plate or Pan (see pages 4-5), Crossfire™ Burner and Ignition Kit (see pages 12-13) to make a complete burner system. Add your Media/Logs (see pages 15).

## ORIGINAL BURNERS

| Item # - NG           | Item # - LP           | Burner BTU                                | Minimum Fire Pit Opening | Inlet | Retail      |
|-----------------------|-----------------------|---|--------------------------|-------|-------------|
| CFB60NG               | CFB60LP               | 60,000                                    | 17"                      | 1/2"  | \$299       |
| CFB84NG               | CFB84LP               | 84,000                                    | 17"                      | 1/2"  | \$340       |
| <b>NEW</b> U100       | U100                  | 100,000                                   | 18"                      | 1/2"  | \$465       |
| <b>NEW</b> U140       | U140                  | 140,000                                   | 24"                      | 1/2"  | \$649       |
| <b>NEW</b> U180       | U180                  | 180,000                                   | 30"                      | 1/2"  | \$780       |
| <b>NEW</b> U240       | U240                  | 240,000                                   | 30"                      | 1/2"  | \$923       |
| CFB290NG <sup>W</sup> | CFB290LP <sup>W</sup> | 290,000                                   | 36"                      | 1/2"  | \$1,077     |
| CFB300NG              | CFB300LP              | 300,000                                   | 40"                      | 3/4"  | \$1,253     |
| <b>NEW</b> U360       | U360                  | 360,000                                   | 42"                      | 1/2"  | \$1,474     |
| CFB450NG <sup>W</sup> | CFB450LP <sup>W</sup> | 450,000                                   | 54"                      | 3/4"  | \$2,252     |
| CFBCUSTNG*            | CFBCUSTLP*            | Custom BTU Burner - Custom Size and Shape |                          |       | Call Empire |

## OCTAGON BURNERS

| Item # - NG            | Item # - LP            | Burner BTU                              | Minimum Fire Pit Opening | Inlet | Retail      |
|------------------------|------------------------|---|--------------------------|-------|-------------|
| CFBO140NG <sup>W</sup> | CFBO140LP <sup>W</sup> | 140,000                                 | 18"                      | 1/2"  | \$809       |
| CFBO360NG <sup>W</sup> | CFBO360LP <sup>W</sup> | 360,000                                 | 42"                      | 3/4"  | \$1,907     |
| CFBOCUSTNG*            | CFBOCUSTLP*            | Custom BTU Burner - Custom Size & Shape |                          |       | Call Empire |

\*Special Order - Orders shipping direct from Warming Trends in Colorado, actual freight charges will apply.

Call Empire Distributing for quote on Custom Burner.

- For outdoor/exterior use only.
- Modification of product will void any certification and warranty.
- Follow all installation instructions and local codes.
- Recommended to be installed by a certified plumbing professional.
- All dimensions are true and reflect Warming Trends' specifications as of the revision date.

<sup>W</sup> - Burner includes Waterstop feature.



ORIGINAL VS. OCTAGONAL  
BURNER VIDEO



NEW UNIVERSAL BURNER

The Warming Trends® Patent-Pending CROSSFIRE® Brass Burner utilizes cutting-edge technology to produce a taller, brighter, full flame, replicating a natural, wood burning fire – all while consuming less gas. Made from corrosion resistant and sustainable brass, CROSSFIRE® Brass Burners will not rust and come with a lifetime warranty. All burners are manufactured and assembled in the United States.

# RECTANGLE PLATES

Select a Warming Trends Rectangle Plate or Pan, Crossfire™ Tree-Style, Double Tree, H-Style, or Linear Burner (see pages 10-11) and Ignition Kit (see pages 12-13) to make a complete burner system. Add your Media/Logs (see pages 15).

Warming Trends heavy duty aluminum mounting plates provide a solid surface to support your burner and media choice.



Rectangle Plate

**NOTE:** It is recommended to incorporate 1 vent on at least two opposing sides (2 vents total) at a minimum size of 18 sq. inches each (Example: 3"x 6" or larger). Installation of the vents in the mid to lower area of the enclosure is recommended. Always consult with local municipality regarding any local code requirements. See page 14 for Vent Kit, item number FPVK.

## RECTANGLE PLATES - CUT TO FIT (Note: Cut to Fit plates are not returnable.)

| Item #   | Description  | Cut Range Length | Cut Range Width | Retail      |
|----------|--|------------------|-----------------|-------------|
| ALPL3618 | Aluminum Rectangle Plate   | 24" - 36"        | 6" - 18"        | \$341       |
| ALPL3624 | Aluminum Rectangle Plate   | 24" - 36"        | 18" - 24"       | \$441       |
| ALPL4818 | Aluminum Rectangle Plate   | 36" - 48"        | 6" - 18"        | \$441       |
| ALPL4824 | Aluminum Rectangle Plate   | 36" - 48"        | 18" - 24"       | \$525       |
| ALPL4832 | Aluminum Rectangle Plate   | 36" - 48"        | 24" - 32"       | \$670       |
| ALPL6018 | Aluminum Rectangle Plate   | 48" - 60"        | 6" - 18"        | \$541       |
| ALPL6024 | Aluminum Rectangle Plate   | 48" - 60"        | 18" - 24"       | \$708       |
| ALPL6032 | Aluminum Rectangle Plate   | 48" - 60"        | 24" - 32"       | \$828       |
| ALPL7218 | Aluminum Rectangle Plate   | 60" - 72"        | 6" - 18"        | \$829       |
| ALPL7224 | Aluminum Rectangle Plate   | 60" - 72"        | 18" - 24"       | \$1,024     |
| ALPLCUST | Custom Aluminum Plate (We can manufacture any custom shape or size.) |                  |                 | Call Empire |

## INSTALLATION COLLAR

Installation collars provide support for the aluminum plate, allowing for any size plate to be used for a range of sizes. Order multiples depending on the size of the fire pit.

| Item #  | Description   | Retail |
|---------|---|--------|
| COLLAR  | 19" Universal Flexible Installation Collar (3" Range) | \$32   |
| COLLARF | 19" Flexible No Drill Collar (4" Range)               | \$34   |



COLLAR



COLLARF

# RECTANGLE PANS

Select a Warming Trends Rectangle Plate or Pan, Crossfire™ Tree-Style, Double Tree, H-Style, or Linear Burner (see pages 10-11) and Ignition Kit (see pages 12-13) to make a complete burner system. Add your Media/Logs (see pages 15).

Using the Warming Trends heavy duty aluminum mounting pan with 2" sidewalls will provide a solid surface to support your burner and media choice.



Rectangle Pan

**NOTE:** It is recommended to incorporate 1 vent on at least two opposing sides (2 vents total) at a minimum size of 18 sq. inches each (Example: 3"x 6" or larger). Installation of the vents in the mid to lower area of the enclosure is recommended. Always consult with local municipality regarding any local code requirements. See page 14 for Vent Kit, item number FPVK.

## RECTANGLE PANS - CUT TO FIT (with 2" Welded Sidewalls) (Note: Cut to Fit pans are not returnable.)

| Item #    | Description  | Cut Range Length | Cut Range Width | Retail      |
|-----------|--|------------------|-----------------|-------------|
| ALPAN3618 | Aluminum Rectangle Pan   | 24" - 36"        | 6" - 18"        | \$512       |
| ALPAN3624 | Aluminum Rectangle Pan   | 24" - 36"        | 18" - 24"       | \$618       |
| ALPAN4818 | Aluminum Rectangle Pan   | 36" - 48"        | 6" - 18"        | \$624       |
| ALPAN4824 | Aluminum Rectangle Pan   | 36" - 48"        | 18" - 24"       | \$678       |
| ALPAN4832 | Aluminum Rectangle Pan   | 36" - 48"        | 24" - 32"       | \$989       |
| ALPAN6018 | Aluminum Rectangle Pan   | 48" - 60"        | 6" - 18"        | \$735       |
| ALPAN6024 | Aluminum Rectangle Pan   | 48" - 60"        | 18" - 24"       | \$907       |
| ALPAN6032 | Aluminum Rectangle Pan   | 48" - 60"        | 24" - 32"       | \$1,103     |
| ALPAN7218 | Aluminum Rectangle Pan   | 60" - 72"        | 6" - 18"        | \$1,084     |
| ALPAN7224 | Aluminum Rectangle Pan   | 60" - 72"        | 18" - 24"       | \$1,323     |
| ALPANCUST | Custom Aluminum Pan (We can manufacture any custom shape or size.) |                  |                 | Call Empire |

## INSTALLATION COLLAR

Installation collars provide support for the aluminum pan. Order multiples depending on the size of the fire pit.

| Item #  | Description   | Retail |
|---------|---|--------|
| COLLAR  | 19" Universal Flexible Installation Collar (3" Range) | \$32   |
| COLLARF | 19" Flexible No Drill Collar (4" Range)               | \$34   |



COLLAR



COLLARF

# TREE-STYLE & DOUBLE TREE BURNERS

Select a Warming Trends Rectangle Plate or Pan (see pages 8-9), Crossfire™ Burner and Ignition Kit (see pages 12-13) to make a complete burner system. Add your Media/Logs (see pages 15).

### TREE-STYLE



### DOUBLE TREE



## TREE-STYLE BURNERS

| Item # - NG            | Item # - LP            | Burner BTU   | Burner Dimensions | Minimum Fire Pit Opening | Inlet | Retail  |             |
|------------------------|------------------------|--|-------------------|--------------------------|-------|---------|-------------|
| CFBT110NG              | CFBT110LP              | 110,000  | 4 ½" x 13 ⅝"      | 11" x 20"                | 1/2"  | \$561   |             |
| CFBT170NG <sup>W</sup> | CFBT170LP <sup>W</sup> | 170,000  | 4 ½" x 21 ⅜"      | 11" x 28"                | 1/2"  | \$878   |             |
| CFBT230NG <sup>W</sup> | CFBT230LP <sup>W</sup> | 230,000  | 5 ⅞" x 29 ⅛"      | 11" x 36"                | 1/2"  | \$1,090 |             |
| CFBT290NG <sup>W</sup> | CFBT290LP <sup>W</sup> | 290,000  | 5 ⅞" x 37"        | 14" x 44"                | 1/2"  | \$1,306 |             |
| <b>NEW</b> UT350       | UT350                  | 350,000  | 7" x 53 ¾"        | 14" x 58"                | 1/2"  | \$1,819 |             |
| CFBT410NG <sup>W</sup> | CFBT410LP <sup>W</sup> | 410,000  | 6 ¼" x 60 ¼"      | 14" x 66"                | 3/4"  | \$2,129 |             |
| CFBT470NG <sup>W</sup> | CFBT470LP              | 470,000  | 6 ¼" x 69"        | 14" x 74"                | 3/4"  | \$2,399 |             |
| CFBTCUSTNG*            | CFBTCUSTLP*            | Custom BTU Tree-Style Burner - Custom Size and Shape |                   |                          |       |         | Call Empire |

## DOUBLE TREE BURNERS

| Item # - NG             | Item # - LP             | Burner BTU  | Burner Dimensions | Minimum Fire Pit Opening | Inlet | Retail  |             |
|-------------------------|-------------------------|---|-------------------|--------------------------|-------|---------|-------------|
| CFBDT160NG              | CFBDT160LP              | 160,000   | 10" x 15 ½"       | 17" x 22"                | 1/2"  | \$775   |             |
| CFBDT240NG <sup>W</sup> | CFBDT240LP <sup>W</sup> | 240,000   | 10" x 23 ½"       | 17" x 29"                | 1/2"  | \$1,172 |             |
| CFBDT320NG <sup>W</sup> | CFBDT320LP <sup>W</sup> | 320,000   | 10 ¼" x 34 ¾"     | 18" x 41"                | 3/4"  | \$1,760 |             |
| CFBDT400NG <sup>W</sup> | CFBDT400LP              | 400,000   | 10 ¼" x 44"       | 18" x 50"                | 3/4"  | \$2,203 |             |
| CFBDT480NG <sup>W</sup> | CFBDT480LP              | 480,000   | 10 ¼" x 52 ½"     | 18" x 58"                | 3/4"  | \$2,644 |             |
| CFBDTCUSTNG*            | CFBDTCUSTLP*            | Custom BTU Double Tree-Style Burner - Custom Size and Shape |                   |                          |       |         | Call Empire |

\*Special Order - Orders shipping direct from Warming Trends in Colorado, actual freight charges will apply.

Call Empire Distributing for custom quote on a burner.

<sup>W</sup> - Burner includes Waterstop feature.

- For outdoor/exterior use only.
- Modification of product will void any certification and warranty.
- Follow all installation instructions and local codes.
- Recommended to be installed by a certified plumbing professional.
- All dimensions are true and reflect Warming Trends' specifications as of the revision date.

The Warming Trends® Patent-Pending CROSSFIRE® Brass Burner utilizes cutting-edge technology to produce a taller, brighter, full flame, replicating a natural, wood burning fire – all while consuming less gas. Made from corrosion resistant and sustainable brass, CROSSFIRE® Brass Burners will not rust and come with a lifetime warranty. All burners are manufactured and assembled in the United States.


# H-STYLE & LINEAR BURNERS

Select a Warming Trends Rectangle Plate or Pan (see pages 8-9), Crossfire™ Burner and Ignition Kit (see pages 12-13) to make a complete burner system. Add your Media/Logs (see pages 15).

H-STYLE



LINEAR



## H-STYLE BURNERS

| Item # - NG            | Item # - LP            | Burner BTU            | Burner Dimensions | Minimum Fire Pit Opening | Inlet | Retail  |             |
|------------------------|------------------------|-----------------------|-------------------|--------------------------|-------|---------|-------------|
| CFBH120NG <sup>W</sup> | CFBH120LP <sup>W</sup> | 120,000               | 7" x 18"          | 15" x 28"                | 1/2"  | \$704   |             |
| CFBH160NG <sup>W</sup> | CFBH160LP <sup>W</sup> | 160,000               | 9" x 24"          | 17" x 34"                | 1/2"  | \$837   |             |
| CFBH200NG <sup>W</sup> | CFBH200LP <sup>W</sup> | 200,000               | 9" x 30"          | 17" x 40"                | 1/2"  | \$958   |             |
| <b>NEW</b> UH240       | UH240                  | 240,000               | 9 1/2" x 35 1/2"  | 17" x 46"                | 1/2"  | \$1,100 |             |
| CFBH300NG <sup>W</sup> | CFBH300LP              | 300,000               | 14" x 42"         | 25" x 56"                | 3/4"  | \$1,424 |             |
| <b>NEW</b> UH340       | UH340                  | 340,000               | 14 1/4" x 48 1/4" | 25" x 62"                | 1/2"  | \$1,595 |             |
| CFBHCUSTNG*            | CFBHCUSTLP*            | CUSTOM H-Style Burner |                   |                          |       |         | Call Empire |

## LINEAR BURNERS

| Item # - NG            | Item # - LP            | Burner BTU           | Length | Minimum Fire Pit Opening | Inlet | Retail  |             |
|------------------------|------------------------|----------------------|--------|--------------------------|-------|---------|-------------|
| -                      | CFBL90LP**             | 90,000               | 18"    | 6" x 20"                 | 1/2"  | \$381   |             |
| CFBL110NG <sup>W</sup> | CFBL110LP              | 110,000              | 22"    | 6" x 26"                 | 1/2"  | \$487   |             |
| CFBL130NG              | CFBL130LP              | 130,000              | 26"    | 8" x 32"                 | 1/2"  | \$568   |             |
| CFBL150NG <sup>W</sup> | CFBL150LP <sup>W</sup> | 150,000              | 30"    | 8" x 38"                 | 1/2"  | \$629   |             |
| CFBL170NG <sup>W</sup> | CFBL170LP              | 170,000              | 34"    | 8" x 40"                 | 1/2"  | \$679   |             |
| CFBL190NG              | CFBL190LP <sup>W</sup> | 190,000              | 38"    | 8" x 44"                 | 1/2"  | \$729   |             |
| CFBL210NG <sup>W</sup> | CFBL210LP <sup>W</sup> | 210,000              | 42"    | 10" x 50"                | 1/2"  | \$810   |             |
| CFBL250NG              | CFBL250LP <sup>W</sup> | 250,000              | 50"    | 10" x 56"                | 1/2"  | \$909   |             |
| CFBL270NG              | CFBL270LP              | 270,000              | 54"    | 12" x 62"                | 1/2"  | \$1,017 |             |
| CFBLCUSTNG*            | CFBLCUSTLP*            | CUSTOM Linear Burner |        |                          |       |         | Call Empire |

\*Special Order - Orders shipping direct from Warming Trends in Colorado, actual freight charges will apply.

Call Empire Distributing for custom quote on a burner.

<sup>W</sup> - Burner includes Waterstop feature.

- For outdoor/exterior use only.
- Modification of product will void any certification and warranty.
- Follow all installation instructions and local codes.
- Recommended to be installed by a certified plumbing professional.
- All dimensions are true and reflect Warming Trends' specifications as of the revision date.

The Warming Trends® Patent-Pending CROSSFIRE® Brass Burner utilizes cutting-edge technology to produce a taller, brighter, full flame, replicating a natural, wood burning fire – all while consuming less gas. Made from corrosion resistant and sustainable brass, CROSSFIRE® Brass Burners will not rust and come with a lifetime warranty. All burners are manufactured and assembled in the United States.

# IGNITION KITS

## MATCH LIGHT, PUSH BUTTON, MERCURY SAFETY PILOT

WT BURNERS



Match Light Key Valve Kit  
FK1



Match Light Key Valve Kit  
FK2



Adjustable Key Valve Extension  
FP.EXT



Push Button Ignition  
w/ Paver Block Mounting Bracket  
PBIK-PBMBR



Mercury Safety Pilot Ignition  
MERC

### MATCH LIGHT

| Item # | Description   | BTU's         | Retail |
|--------|---|---------------|--------|
| FK1    | Key Valve Kit, FK1<br>(Includes: 36"L x 3/4" Whistle Free Flex Line; 3/4" Connector; 3/4" Key Valve; 12" & 3" Key)  | up to 249,000 | \$190  |
| FK2    | Key Valve Kit, FK2<br>(Includes: (2) 36"L x 3/4" Whistle Free Flex Lines, 3/4"-1/2" Reducing Nipple, (2) 3/4" T Fittings, (2) 3"L x 3/4" Pipe Nipple, 3/4" Key Valve, and 12" & 3" Key) | 250,000+      | \$416  |
| FP.EXT | 12" Adjustable Key Valve Extension with 1/2" Banded Coupling  |               | \$16   |

### PUSH BUTTON

| Item #     | Description   | BTU's         | Retail |
|------------|---|---------------|--------|
| PBMBRFK1   | Push Button Ignition Kit with FK1 (Includes: Paver Mounting Bracket, PBIK & FK1)                      | up to 249,000 | \$426  |
| PBMBRFK2   | Push Button Ignition Kit with FK2 (Includes: Paver Mounting Bracket, PBIK & FK2)                      | 250,000+      | \$641  |
| PBIK       | Push Button Ignition Kit (Includes: Spark Igniter rod, wire, and Push Button Operated Control Module) |               | \$64   |
| PBIK-PBMBR | Push Button Ignition Kit w/ Mounting Bracket (Includes: Paver Mounting Bracket & PBIK)                |               | \$162  |

### MERCURY SAFETY PILOT

| Item #  | Description   | Retail |
|---------|---|--------|
| MERC-NG | Mercury Safety Pilot Ignition w/ Mounting Plate, NG (<240K)   | \$839  |
| MERC-LP | Mercury Safety Pilot Ignition w/ Mounting Plate, LP (<240K)   | \$839  |
| FKM1    | Single Flex Line Kit for Mercury Ignition (Up to 250,000 BTU's)   | \$124  |
| FKM2    | Dual Flex Line Kit for Mercury Ignition (Over 250,000 BTU's. Flame height will be reduced as BTU's increase.) | \$324  |

# ELECTRONIC IGNITION

## CARBON/COBALT/PLATINUM



Carbon 3V Electronic Ignition



Cobalt 12V Electronic Ignition



Platinum 24V Electronic Ignition

### CARBON 3V ELECTRONIC *(Requires Match Light Kit FK1 or FK2 to complete)*

3V Electronic Ignition Kits are water resistant. **Does NOT include wall switch and remote.** Requires (2) D Batteries or 120V outlet.

| Item # - NG | Item # - LP | Description  | For use with      | Retail  |
|-------------|-------------|--|-------------------|---------|
| 105772      | 105773      | Carbon 3V Battery Powered Electronic Ignition Kit - 1/2" Connection (360K BTU) | 1/2" Burner Inlet | \$1,319 |
| 105774      | 105775      | Carbon 3V Direct Wire Electronic Ignition Kit - 1/2" Connection (360K BTU)     | 3/4" Burner Inlet | \$1,389 |

### COBALT 12V ELECTRONIC *(Requires Match Light Kit FK1 or FK2 to complete)*

12V Electronic Ignition Kits are water resistant. **Does NOT include wall switch and remote.** Requires a 120V outlet.

| Item # - NG | Item # - LP | Description   | For use with      | Retail  |
|-------------|-------------|---|-------------------|---------|
| 105023      | 105024      | Cobalt 12V Electronic Ignition Kit - 1/2" Connection (490K BTU) | 1/2" Burner Inlet | \$1,799 |
| 105025      | 105026      | Cobalt 12V Electronic Ignition Kit - 3/4" Connection (490K BTU) | 3/4" Burner Inlet | \$1,799 |

### PLATINUM 24V ELECTRONIC *(Requires Match Light Kit FK1 or FK2 to complete)*

24V Electronic Ignition Kits are water resistant. **Does NOT include wall switch and remote.** Requires a 120V outlet.

| Item # - NG | Item # - LP | Description   | For use with      | Retail  |
|-------------|-------------|---|-------------------|---------|
| 103063-1    | 103064-1    | Platinum 24V Electronic Ignition Kit - 1/2" Connection (680K BTU) | 1/2" Burner Inlet | \$2,259 |
| 103065-1    | 103066-1    | Platinum 24V Electronic Ignition Kit - 3/4" Connection (680K BTU) | 3/4" Burner Inlet | \$2,259 |

### ELECTRONIC ACCESSORIES *For use with Electronic Ignition Only*

| Item #   | Description  | Retail |
|----------|--|--------|
| KCRC     | Wireless Key Chain Remote Control & Plug In Receiver   | \$50   |
| EMERSTOP | Emergency Stop Station                                 | \$379  |
| DT2HRNB  | 2 Hour Dial Timer - Mounted in NEMA 3 Rated Enclosure  | \$487  |
| DT12HRNB | 12 Hour Dial Timer - Mounted in NEMA 3 Rated Enclosure | \$507  |



Key Chain Remote Control & Receiver - KCRC



Emergency Stop EMERSTOP



Digital Timer DT12HRNB

# ACCESSORIES



WT BURNERS



Gas Valve Keys



Drip Leg Kit



Fire Pit Vent Kit  
(Set of 2)  
FPVK



Vent  
(Set of 1)  
VENTBLOCKBLACK



LP Regulator  
with Hose - LPRH



Whistle Free Flex Line  
FL3634



Gas Ball Valve,  
Straight, BVS2



Wilderness Char Fire Pit Log Set



Wilderness Oak Fire Pit Log Set

## GAS VALVE KEYS

| Item # - Brass | Item # - Chrome | Description       | Retail |
|----------------|-----------------|-------------------|--------|
| NKY.8.BR       | NKY.8.CR        | 8" Gas Valve Key  | \$10   |
| NKY.12.BR      | NKY.12.CR       | 12" Gas Valve Key | \$15   |
| NKY.18.BR      | NKY.18.CR       | 18" Gas Valve Key | \$21   |
| NKY.24.BR      | NKY.24.CR       | 24" Gas Valve Key | \$28   |

## ACCESSORIES

| Item #         | Description   | Retail |
|----------------|---|--------|
| DRIP12         | 1/2" Drip Leg Kit (fits any burner with 1/2" inlet)   | \$61   |
| DRIP34         | 3/4" Drip Leg Kit (fits any burner with 3/4" inlet)   | \$83   |
| FPVK           | Fire Pit Vent Kit - Set of 2 (4" x 12", includes hardware)  | \$61   |
| VENTBLOCKBLACK | Vent, 4" x 8 1/2" Rectangular (1 Vent)  | \$48   |
| LPRH           | LP Regulator with a 3/8" 10' Hose (Will only allow flow for up to 180K BTU's. For use with a 20 lb LP tank) | \$192  |
| FL3634         | 36"L x 3/4" Whistle Free Flex Line; 3/4" Connector  | \$135  |
| BVS2           | 3/4" - 1/4 Turn Ball Valve - Straight   | \$36   |
| DTES1HR        | 1-Hour Dial Timer with Emergency Shut-Off (Compatible with burners up to 170k BTU's)                        | \$202  |
| PBMBR          | Paver Mounting Bracket  | \$103  |

## REFRACTORY LOG SETS

Outdoor fire pit log sets are for use with outdoor burner systems.

| Item #    | Description         | Pieces | Fire Pit Inside Dimensions | Retail  |
|-----------|---------------------|--------|----------------------------|---------|
| WCS2006FL | 20" Wilderness Char | 6      | 18"-24"                    | \$305   |
| WCS3010FL | 30" Wilderness Char | 10     | 24"-40"                    | \$896   |
| WCS5019FL | 50" Wilderness Char | 19     | 40"-60"                    | \$1,728 |
| WOS3008FL | 30" Wilderness Oak  | 8      | 24"-40"                    | \$578   |
| WOS5014FL | 50" Wilderness Oak  | 14     | 40"-60"                    | \$1,127 |

# LOG SETS/MEDIA

## LAVA ROCK & STONE



Lava Rock,  
Black  
1" - 1½", 40 lb Bag

**BLR \$55**



Tumbled Lava Stone,  
Medium  
1" - 2", 50 lb Bag

**NL-3050 \$189**



Tumbled Lava Stone,  
Large  
2" - 3", 50 lb Bag

**NL-5080 \$189**

## REFLECTIVE FIREGLASS ½" Crushed, 25 lb Tub

**\$149**



Black  
EG25-R03MP



Bronze  
EG25-R05MP



Cobalt  
EG25-R02MP



Copper  
EG25-R01MP



Sky Blue  
EG25-R04MP



Silver  
EG25-R09MP

## CLASSIC FIREGLASS ½" Crushed, 25 lb Tub

**\$149**



Amber Classic  
EG25-L12MP



Black Classic  
EG25-L02MP



Cobalt  
EG25-L13MP



Ice  
EG25-L01MP



Ocean Blue  
EG25-L05MP



Turquoise  
EG25-L04MP

## REFLECTIVE FIREGLASS DIAMONDS Diamonds, 25 lb Tub

**\$149**



Diamonds  
Azuria  
DIA-25AZRREF



Diamonds  
Black  
DIA-25BLKREF



Diamonds  
Caribbean Blue  
DIA-25CARREF



Diamonds  
Clear  
DIA-25CLRREF



Diamonds  
Copper  
DIA-25COPREF



Diamonds  
Emerald  
DIA-25EMLDREF



Diamonds  
Pacific Blue  
DIA-25PACBLREF

See page 22 for Media Calculator

# FIRE PIT COVERS

## CIRCULAR & SQUARE

We recommend you add a cover to any fire feature to prevent water build up. A cover is required with any Warming Trends system utilizing an electronic ignition system. All covers are aluminum and are powder coated with a UV protected paint.

**Note:** Be sure to follow Warming Trends recommendations on 4" mounting depth for use of covers.

### WARMING TRENDS COVERS *(Light Gray)*

| Item # - Circular | Item # - Square | Outside Dimension                               | Covers Openings | Skirt | Retail      |
|-------------------|-----------------|---|-----------------|-------|-------------|
| FPC20C            | FPC20S          | 20"   | up to 18"       | -     | \$254       |
| FPC26C            | FPC26S          | 26"   | up to 24"       | -     | \$345       |
| FPC32C            | FPC32S          | 32"   | up to 30"       | -     | \$501       |
| FPC38C            | FPC38S          | 38"   | up to 36"       | -     | \$830       |
| FPC44C            | FPC44S          | 44"   | up to 42"       | -     | \$888       |
| FPC50C            | FPC50S          | 50"   | up to 48"       | -     | \$1,058     |
| FPCUST*           | FPCUST*         | Custom Cover, Powder Coated Light Gray Aluminum |                 |       | Call Empire |

### COVERS *Skirted covers are Special Order. (Silver Shadow)*

| Item # - Circular | Item # - Square | Outside Dimension                         | Covers Openings | Skirt | Retail      |
|-------------------|-----------------|---|-----------------|-------|-------------|
| SC26C-CG          | SC26S-CG        | 26"                                       | up to 24"       | -     | \$289       |
| SC26C-1SK-CG*     | SC26S-1SK-CG*   | 28"                                       | up to 24"       | 1"    | \$429       |
| SC26C-2SK-CG*     | SC26S-2SK-CG*   | 28"                                       | up to 24"       | 2"    | \$429       |
| SC32C-CG          | SC32S-CG        | 32"                                       | up to 30"       | -     | \$380       |
| SC32C-1SK-CG*     | SC32S-1SK-CG*   | 34"                                       | up to 30"       | 1"    | \$549       |
| SC32C-2SK-CG*     | SC32S-2SK-CG*   | 34"                                       | up to 30"       | 2"    | \$549       |
| SC38C-CG          | SC38S-CG        | 38"                                       | up to 36"       | -     | \$547       |
| SC38C-1SK-CG*     | SC38S-1SK-CG*   | 40"                                       | up to 36"       | 1"    | \$745       |
| SC38C-2SK-CG*     | SC38S-2SK-CG*   | 40"                                       | up to 36"       | 2"    | \$745       |
| SC44C-CG          | SC44S-CG        | 44"                                       | up to 42"       | -     | \$730       |
| SC44C-1SK-CG*     | SC44S-1SK-CG*   | 46"                                       | up to 42"       | 1"    | \$961       |
| SC44C-2SK-CG*     | SC44S-2SK-CG*   | 46"                                       | up to 42"       | 2"    | \$961       |
| SC50C-CG          | SC50S-CG        | 50" (2 piece)                             | up to 48"       | -     | \$978       |
| SC50C-2SK-CG*     | SC50S-2SK-CG*   | 52" (2 piece)                             | up to 48"       | 2"    | \$1,243     |
| SC-CUST-CG*       | SC-CUST-CG*     | Custom Cover, Powder Coated Silver Shadow |                 |       | Call Empire |


\*Special Order

**NOTE ABOUT SKIRTED COVERS:**

Skirted covers may be necessary when the burner or media protrudes above the lip of your firepit. All skirted covers are special orders.



Light Gray



Silver Shadow



Circular Cover  
Light Gray



Skirted Cover  
Silver Shadow



Square Cover  
Silver Shadow

# FIRE PIT COVERS

## RECTANGLE

We recommend you add a cover to any fire feature to prevent water build up. All covers are 1/8" thick Aluminum and are powder coated in **Silver Shadow** with a UV protected paint.

**Note:** Be sure to follow Warming Trends recommendations on 4" mounting depth for use of covers.

### RECTANGLE COVERS *All covers come with 2 handles. Skirted covers are Special Order. (Silver Shadow)*

| Item #          | Description*                  | Covers Openings | Skirt | Retail      |
|-----------------|-------------------------------|-----------------|-------|-------------|
| SC3012R-CG      | 30" x 12" Rectangle           | up to 28" x 10" | -     | \$289       |
| SC3012R-1SK-CG* | 32" x 14" Rectangle           | up to 28" x 10" | 1"    | \$400       |
| SC3012R-2SK-CG* | 32" x 14" Rectangle           | up to 28" x 10" | 2"    | \$400       |
| SC3820R-CG      | 38" x 20" Rectangle           | up to 36" x 18" | -     | \$390       |
| SC3820R-1SK-CG* | 40" x 22" Rectangle           | up to 36" x 18" | 1"    | \$618       |
| SC3820R-2SK-CG* | 40" x 22" Rectangle           | up to 36" x 18" | 2"    | \$618       |
| SC3826R-CG      | 38" x 26" Rectangle           | up to 36" x 24" | -     | \$505       |
| SC3826R-1SK-CG* | 40" x 28" Rectangle           | up to 36" x 24" | 1"    | \$755       |
| SC3826R-2SKCG*  | 40" x 28" Rectangle           | up to 36" x 24" | 2"    | \$755       |
| SC4016R-CG      | 40" x 16" Rectangle           | up to 38" x 14" | -     | \$331       |
| SC4016R-1SK-CG* | 42" x 18" Rectangle           | up to 38" x 14" | 1"    | \$480       |
| SC4016R-2SK-CG* | 42" x 18" Rectangle           | up to 38" x 14" | 2"    | \$480       |
| SC5020R-CG      | 50" x 20" Rectangle (2 piece) | up to 48" x 18" | -     | \$495       |
| SC5020R-2SK-CG* | 52" x 22" Rectangle (2 piece) | up to 48" x 18" | 2"    | \$689       |
| SC5026R-CG      | 50" x 26" Rectangle (2 piece) | up to 48" x 24" | -     | \$743       |
| SC5026R-2SK-CG* | 52" x 28" Rectangle (2 piece) | up to 48" x 24" | 2"    | \$990       |
| SC6220R-CG      | 62" x 20" Rectangle (2 piece) | up to 60" x 18" | -     | \$713       |
| SC6220R-2SK-CG* | 64" x 22" Rectangle (2 piece) | up to 60" x 18" | 2"    | \$1,034     |
| SC6226R-CG      | 62" x 26" Rectangle (2 piece) | up to 60" x 24" | -     | \$848       |
| SC6226R-2SK-CG* | 64" x 28" Rectangle (2 piece) | up to 60" x 24" | 2"    | \$1,184     |
| SC7420R-CG      | 74" x 20" Rectangle (2 piece) | up to 72" x 18" | -     | \$784       |
| SC7420R-2SK-CG* | 76" x 22" Rectangle (2 piece) | up to 72" x 18" | 2"    | \$1,142     |
| SC7426R-CG      | 74" x 26" Rectangle (2 piece) | up to 72" x 24" | -     | \$998       |
| SC7426R-2SK-CG* | 76" x 28" Rectangle (2 piece) | up to 72" x 24" | 2"    | \$1,360     |
| SC-CUST-CG*     | Custom Cover, Silver Shadow   |                 |       | Call Empire |

\*Special Order

**NOTE ABOUT SKIRTED COVERS:**

Skirted covers may be necessary when the burner or media protrudes above the lip of your firepit.

All skirted covers are special orders.



Silver Shadow



Rectangle Cover  
Silver Shadow

# OUTDOOR FIREPLACE BURNERS

30" & 36" Openings

WT BURNERS



H-STYLE



TREE STYLE

Includes: CROSSFIRE® Brass Burner attached to an elevated black powder-coated aluminum plate, and Steel Grate. Choice of Ignition Kit. Ceramic Log Sets and Lava Rock required (sold separately).

## FITS 30" OPENINGS & LARGER

| Item # - NG | Item # - LP | Burner     | BTU     | Ignition             | Retail  |
|-------------|-------------|------------|---------|----------------------|---------|
| 104355      | 104356      | H-Style    | 120,000 | Push Button          | \$1,341 |
| 104357      | 104358      | Tree Style | 110,000 | Push Button          | \$1,238 |
| 104499*     | 104500*     | H-Style    | 120,000 | Mercury Safety Pilot | \$2,180 |
| 104501*     | 104502*     | Tree Style | 110,000 | Mercury Safety Pilot | \$2,077 |
| 104515-1*   | 104516-1*   | H-Style    | 120,000 | Platinum Electronic  | \$3,390 |
| 104517-1*   | 104518-1*   | Tree Style | 110,000 | Platinum Electronic  | \$3,287 |

## FITS 36" OPENINGS & LARGER

| Item # - NG | Item # - LP | Burner     | BTU     | Ignition             | Retail  |
|-------------|-------------|------------|---------|----------------------|---------|
| 104359      | 104360      | H-Style    | 160,000 | Push Button          | \$1,522 |
| 104361      | 104362      | Tree Style | 170,000 | Push Button          | \$1,610 |
| 104503*     | 104504*     | H-Style    | 160,000 | Mercury Safety Pilot | \$2,361 |
| 104505*     | 104506*     | Tree Style | 170,000 | Mercury Safety Pilot | \$2,449 |
| 104519-1*   | 104520-1*   | H-Style    | 160,000 | Platinum Electronic  | \$3,571 |
| 104521-1*   | 104522-1*   | Tree Style | 170,000 | Platinum Electronic  | \$3,659 |

## LOG SETS & MEDIA

| Item #    | Description                  | Retail |
|-----------|------------------------------|--------|
| WCS2006FL | 20" Wilderness Char          | \$305  |
| WCS3010FL | 30" Wilderness Char          | \$896  |
| WOS3008FL | 30" Wilderness Oak           | \$578  |
| BLR       | Lava Rock, Black – 40 lb bag | \$55   |



Wilderness Char Log Set



Wilderness Oak Log Set

\*Special Order For Electronic Ignition Accessories, see page 13 of this section.

## SPECIFICATIONS

|                  | 30"              | 36"              |
|------------------|------------------|------------------|
| Plate Dimensions | 15 1/2" x 9 3/4" | 21 1/2" x 9 3/4" |
| Grate Width      | 22 3/4"          | 29"              |
| Grate Back Width | 19 1/4"          | 25 1/2"          |
| Grate Depth      | 17"              | 17"              |
| Grate Leg Height | 4"               | 4"               |

1. For outdoor/interior use only.
2. Modification of product will void any certification and warranty.
3. Follow all installation instructions and local codes.
4. Recommended to be installed by a certified plumbing professional.
5. All dimensions are true and reflect Warming Trends' specifications as of the revision date.

The Warming Trends® Patent-Pending CROSSFIRE® Brass Burner utilizes cutting-edge technology to produce a taller, brighter, full flame, replicating a natural, wood burning fire – all while consuming less gas. Made from corrosion resistant and sustainable brass, CROSSFIRE® Brass Burners will not rust and come with a lifetime warranty. All burners are manufactured and assembled in the United States.

# OUTDOOR FIREPLACE BURNERS

42" & 48" Openings



H-STYLE



TREE STYLE

Includes: CROSSFIRE® Brass Burner attached to an elevated black powder-coated aluminum plate, and Steel Grate. Choice of Ignition Kit. Ceramic Log Sets and Lava Rock required (sold separately).

## FITS 42" OPENINGS & LARGER

| Item # - NG | Item # - LP | Burner     | BTU's   | Ignition             | Retail  |
|-------------|-------------|------------|---------|----------------------|---------|
| 104363      | 104364      | H-Style    | 200,000 | Push Button          | \$1,718 |
| 104365      | 104366      | Tree Style | 230,000 | Push Button          | \$1,905 |
| 104507*     | 104508*     | H-Style    | 200,000 | Mercury Safety Pilot | \$2,557 |
| 104509*     | 104510*     | Tree Style | 230,000 | Mercury Safety Pilot | \$2,744 |
| 104523-1*   | 104524-1*   | H-Style    | 200,000 | Platinum Electronic  | \$3,767 |
| 104525-1*   | 104526-1*   | Tree Style | 230,000 | Platinum Electronic  | \$3,954 |

## FITS 48" OPENINGS & LARGER

| Item # - NG | Item # - LP | Burner     | BTU's   | Ignition             | Retail  |
|-------------|-------------|------------|---------|----------------------|---------|
| 104367*     | 104368*     | H-Style    | 240,000 | Push Button          | \$2,205 |
| 104369*     | 104370*     | Tree Style | 290,000 | Push Button          | \$2,287 |
| 104511*     | 104512*     | H-Style    | 240,000 | Mercury Safety Pilot | \$3,044 |
| 104513*     | 104514*     | Tree Style | 290,000 | Mercury Safety Pilot | \$3,126 |
| 104527-1*   | 104528-1*   | H-Style    | 240,000 | Platinum Electronic  | \$4,254 |
| 104529-1*   | 104530-1*   | Tree Style | 290,000 | Platinum Electronic  | \$4,336 |

## LOG SETS & MEDIA

| Item #    | Description                  | Retail |
|-----------|------------------------------|--------|
| WCS2006FL | 20" Wilderness Char          | \$305  |
| WCS3010FL | 30" Wilderness Char          | \$896  |
| WOS3008FL | 30" Wilderness Oak           | \$578  |
| BLR       | Lava Rock, Black – 40 lb bag | \$55   |



Wilderness Char Log Set



Wilderness Oak Log Set

\*Special Order For Electronic Ignition Accessories, see page 13 of this section.

## SPECIFICATIONS

|                  | 42"           | 48"           |
|------------------|---------------|---------------|
| Plate Dimensions | 27 ½" x 10 ½" | 34 ¾" x 10 ½" |
| Grate Width      | 32 ½"         | 43 ½"         |
| Grate Back Width | 31"           | 42"           |
| Grate Depth      | 16 ¼"         | 17"           |
| Grate Leg Height | 4"            | 4"            |

1. For outdoor/external use only.
2. Modification of product will void any certification and warranty.
3. Follow all installation instructions and local codes.
4. Recommended to be installed by a certified plumbing professional.
5. All dimensions are true and reflect Warming Trends' specifications as of the revision date.

The Warming Trends® Patent-Pending CROSSFIRE® Brass Burner utilizes cutting-edge technology to produce a taller, brighter, full flame, replicating a natural, wood burning fire – all while consuming less gas. Made from corrosion resistant and sustainable brass, CROSSFIRE® Brass Burners will not rust and come with a lifetime warranty. All burners are manufactured and assembled in the United States.

# WIND GUARDS



Round



Square



Rectangle



Linear

## ROUND (Glass Clips Included)

| Item #  | Description            | Assembled Diameter  | Retail |
|---------|------------------------|---------------------|--------|
| WG23-RD | Round Glass Wind Guard | 23" Inside Diameter | \$363  |
| WG30-RD | Round Glass Wind Guard | 30" Inside Diameter | \$436  |
| WG38-RD | Round Glass Wind Guard | 38" Inside Diameter | \$545  |
| WG48-RD | Round Glass Wind Guard | 48" Inside Diameter | \$685  |

## SQUARE (Glass Clips Included)

| Item #  | Description             | Assembled Dimension (LxWxH)      | Retail |
|---------|-------------------------|----------------------------------|--------|
| WG25-SQ | Square Glass Wind Guard | 25" x 25" x 6" Inside Dimensions | \$249  |
| WG31-SQ | Square Glass Wind Guard | 31" x 31" x 6" Inside Dimensions | \$270  |
| WG37-SQ | Square Glass Wind Guard | 37" x 37" x 6" Inside Dimensions | \$297  |
| WG43-SQ | Square Glass Wind Guard | 43" x 43" x 6" Inside Dimensions | \$322  |
| WG49-SQ | Square Glass Wind Guard | 49" x 49" x 6" Inside Dimensions | \$363  |

## RECTANGLE (Glass Clips Included)

| Item #       | Description                | Assembled Dimension (LxWxH)      | Retail |
|--------------|----------------------------|----------------------------------|--------|
| WG31X19-RECT | Rectangle Glass Wind Guard | 31" x 19" x 6" Inside Dimensions | \$275  |
| WG37X19-RECT | Rectangle Glass Wind Guard | 37" x 19" x 6" Inside Dimensions | \$296  |
| WG43X21-RECT | Rectangle Glass Wind Guard | 43" x 21" x 6" Inside Dimensions | \$322  |
| WG49X21-RECT | Rectangle Glass Wind Guard | 49" x 21" x 6" Inside Dimensions | \$353  |
| WG61X23-RECT | Rectangle Glass Wind Guard | 61" x 23" x 6" Inside Dimensions | \$415  |

## LINEAR (Glass Clips Included)

| Item #    | Description             | Assembled Dimension (LxWxH)      | Retail |
|-----------|-------------------------|----------------------------------|--------|
| WG31X15-L | Linear Glass Wind Guard | 31" x 15" x 6" Inside Dimensions | \$270  |
| WG43X15-L | Linear Glass Wind Guard | 43" x 15" x 6" Inside Dimensions | \$312  |
| WG55X15-L | Linear Glass Wind Guard | 55" x 15" x 6" Inside Dimensions | \$384  |
| WG67X15-L | Linear Glass Wind Guard | 67" x 15" x 6" Inside Dimensions | \$426  |

## WIND GUARD CLIPS (For use with 1/8" glass. Glass not included)

| Item #    | Description   | Retail |
|-----------|---|--------|
| GC-90KIT  | Wind Guard Clips (Includes: 8 clips to complete square or rectangle wind guard 36" or smaller per side. Glass not included) | \$36   |
| GCS-90KIT | Wind Guard Clips (Includes: 12 clips to complete square or rectangle wind guard 37" or longer per side. Glass not included) | \$43   |



GC-90 Kit (8 pc)



GCS-90 Kit (12 pc)

Custom sized Wind Guards available. Call Empire for details.



### FIRESTORM STEEL LOG KIT

Includes: 32" Hand-crafted Steel Log, CFBL150 Burner, and 38" x 10" Aluminum Plate

| Item #  | Description                 | Retail  |
|---------|-----------------------------|---------|
| FSL32LP | FireStorm Steel Log Kit, LP | \$1,488 |
| FSL32NG | FireStorm Steel Log Kit, NG | \$1,488 |

(FireStorm log is not compatible with push button, mercury, or electronic ignition.)



Scan Code to see  
Firestorm Steel Logs Burning Video

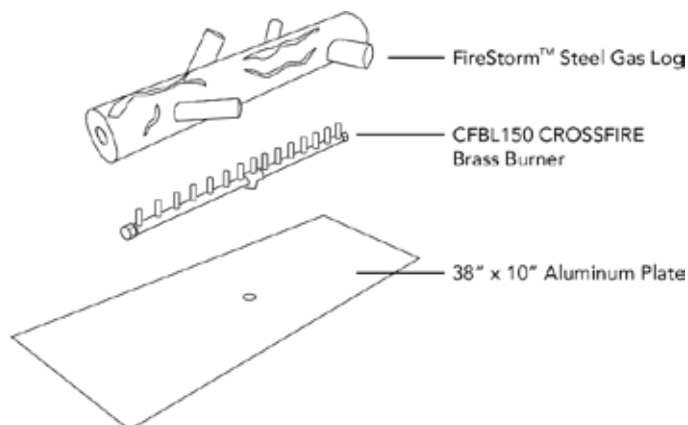
### ACCESSORIES

For a list of media, see page 15. For all other accessories, see pages 12-13.

| Item # | Description   | Retail |
|--------|---|--------|
| FK1    | Match Light Key Valve Kit<br>(Includes: 36" L x 3/4" Diameter Whistle Free Flex Line; 3/4" Connector; 3/4" Key Valve; 12" & 3" Key) | \$190  |
| FP.EXT | 12" Adjustable Key Valve Extension with 1/2" Banded Coupling  | \$16   |
| FPVK   | Fire Pit Vent Kit - Set of 2 (4" x 12", includes hardware)  | \$61   |
| BLR    | Lava Rock 1" - 1 1/2", Black (40 lb bag)  | \$55   |

### FEATURES

- Handcrafted, one-of-a-kind steel log
- Integrated burner compounds the effects of the Crossfire Brass Burner, creating a beautiful flame pattern
- Simple and easy installation
- Kit includes 150K BTU Crossfire Brass Burner (NG or LP), Firestorm Steel Log, and aluminum plate



FireStorm Log

# MEDIA CALCULATOR & GAS PIPE SIZE CHART

## FIREGLASS / LAVA STONE MEDIA CALCULATOR

Calculations are for Fire Pits with 3" Media Depth. Measure INSIDE Diameter of Fire Pit.

## LAVA ROCK CALCULATOR

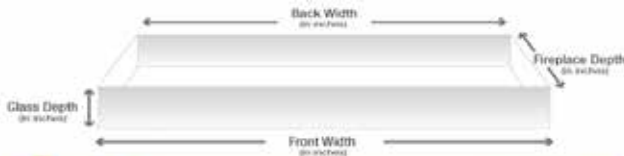
Fireglass or Lava Stone Weight / 2 = Total Lava Rock Weight

### Square/Rectangular

Length x Width x 0.16 = Total Fireglass / Lava Stone Weight

|     | 12" | 18" | 24" | 30" | 36" | 42" | 48" | 54" | 60" | 66" | 72" |
|-----|-----|-----|-----|-----|-----|-----|-----|-----|-----|-----|-----|
| 12" | 23  | 35  | 46  | 58  | 69  | 81  | 92  | 104 | 115 | 127 | 138 |
| 18" | 35  | 52  | 69  | 86  | 104 | 121 | 138 | 156 | 173 | 190 | 207 |
| 24" | 46  | 69  | 92  | 115 | 138 | 161 | 184 | 207 | 230 | 253 | 276 |
| 30" | 58  | 86  | 115 | 144 | 173 | 202 | 230 | 259 | 288 | 317 | 346 |
| 36" | 69  | 104 | 138 | 173 | 207 | 242 | 276 | 311 | 346 | 380 | 415 |
| 42" | 81  | 121 | 161 | 202 | 242 | 282 | 323 | 363 | 403 | 444 | 484 |
| 48" | 92  | 138 | 184 | 230 | 276 | 323 | 369 | 415 | 461 | 507 | 553 |
| 54" | 104 | 156 | 207 | 259 | 311 | 363 | 415 | 467 | 518 | 570 | 622 |
| 60" | 115 | 173 | 230 | 288 | 346 | 403 | 461 | 518 | 576 | 634 | 691 |
| 66" | 127 | 190 | 253 | 317 | 380 | 444 | 507 | 570 | 634 | 697 | 760 |
| 72" | 138 | 207 | 276 | 346 | 415 | 484 | 553 | 622 | 691 | 760 | 829 |

Note: For rectangular fireplaces, use the same front width as back width



### Round

Radius x Radius x 3.14 x 0.16 = Total Fireglass / Lava Stone Weight

| Diameter | Fireglass/Lbs. | Diameter | Fireglass/Lbs. |
|----------|----------------|----------|----------------|
| 12"      | 18             | 32"      | 129            |
| 14"      | 25             | 34"      | 145            |
| 16"      | 32             | 36"      | 163            |
| 18"      | 41             | 38"      | 181            |
| 20"      | 50             | 40"      | 201            |
| 22"      | 61             | 42"      | 222            |
| 24"      | 72             | 44"      | 243            |
| 26"      | 85             | 46"      | 266            |
| 28"      | 98             | 48"      | 289            |
| 30"      | 113            | 50"      | 314            |

Note: Radius = Diameter x .5



## GAS PIPE SIZE CHART

### Natural Gas Pipe Sizing Chart

| Length of Pipe in Feet | Size of Pipe in Inches |     |     |     |      |      |      |      |      |
|------------------------|------------------------|-----|-----|-----|------|------|------|------|------|
|                        | ½"                     | ¾"  | 1"  | 1¼" | 1½"  | 2"   | 2½"  | 3"   | 4"   |
| 10                     | 108                    | 230 | 387 | 793 | 1237 | 2259 | 3640 | 6434 |      |
| 20                     | 75                     | 160 | 280 | 569 | 877  | 1610 | 2613 | 5236 | 9521 |
| 30                     | 61                     | 129 | 224 | 471 | 719  | 1335 | 2165 | 4107 | 7859 |
| 40                     | 52                     | 110 | 196 | 401 | 635  | 1143 | 1867 | 3258 | 6795 |
| 50                     | 46                     | 98  | 177 | 364 | 560  | 1041 | 1680 | 2936 | 6142 |
| 60                     | 42                     | 89  | 159 | 336 | 513  | 957  | 1559 | 2684 | 5647 |
| 70                     | 38                     | 82  | 149 | 317 | 476  | 896  | 1447 | 2492 | 5250 |
| 80                     | 36                     | 76  | 140 | 239 | 443  | 840  | 1353 | 2315 | 4900 |
| 90                     | 33                     | 71  | 133 | 275 | 420  | 793  | 1288 | 2203 | 4667 |
| 100                    | 32                     | 68  | 126 | 266 | 411  | 775  | 1246 | 2128 | 4518 |
| 125                    | 28                     | 60  | 117 | 243 | 369  | 700  | 1143 | 1904 | 4065 |
| 150                    | 25                     | 54  | 105 | 215 | 327  | 625  | 1008 | 1689 | 3645 |

Natural Gas flow is given in thousands of BTU/hour. One cubic foot of NG gas = 1000 BTU's.  
 NG Example: A burner that requires 224,000 BTU would need a 1" pipe for a 30' long run.

### Liquid Propane Pipe Sizing Chart


| Length of Pipe in Feet | Size of Pipe in Inches |     |      |      |      |      |       |       |       |
|------------------------|------------------------|-----|------|------|------|------|-------|-------|-------|
|                        | ½"                     | ¾"  | 1"   | 1¼"  | 1½"  | 2"   | 2½"   | 3"    | 4"    |
| 10                     | 275                    | 567 | 1071 | 2205 | 3307 | 6221 | 10140 | 17990 | 35710 |
| 20                     | 189                    | 393 | 732  | 1496 | 2299 | 4331 | 7046  | 12510 | 25520 |
| 30                     | 152                    | 315 | 590  | 1212 | 1858 | 3465 | 5695  | 10110 | 20620 |
| 40                     | 129                    | 267 | 504  | 1039 | 1559 | 2992 | 4778  | 8481  | 17300 |
| 50                     | 114                    | 237 | 448  | 913  | 1417 | 2646 | 4343  | 7708  | 15730 |
| 60                     | 103                    | 217 | 409  | 834  | 1275 | 2394 | 3908  | 6936  | 14150 |
| 80                     | 89                     | 185 | 346  | 724  | 1086 | 2047 | 3329  | 5908  | 12050 |
| 100                    | 78                     | 162 | 307  | 630  | 976  | 1811 | 2991  | 5309  | 10830 |
| 125                    | 69                     | 146 | 275  | 567  | 866  | 1606 | 2654  | 4711  | 9613  |
| 150                    | 63                     | 132 | 252  | 511  | 787  | 1496 | 2412  | 4281  | 8736  |

Liquid Propane flow is given in thousands of BTU/hour. One cubic foot of LP gas = 2516 BTU's.  
 LP Example: A burner that requires 252,000 BTU would need a 1" pipe for a 150' long run.

**Note for NG & LP:** Pipe length must include additional length for all fittings. Add approximately 5 feet of pipe per fitting.



WT - UNIVERSAL BURNER KITS



Scan QR Code for current pricing.

# UNIVERSAL BURNER KITS

## COMPLETE BURNER SYSTEMS FOR PAVER FIRE PITS

REV: 03/20/26

**LITERATURE**

| Item No     | Description                  |
|-------------|------------------------------|
| ERFG        | Emilyrose Media              |
| WT-LOOKBOOK | Warming Trends Look Book     |
| WTTRI       | Warming Trends Tri-Fold      |
| WTTRI-IGN   | WT Ignition Systems Tri-Fold |



SCAN QR CODE FOR LINK TO WARMING TRENDS RESOURCES WEBPAGE



SCAN QR CODE FOR LINK TO WARMING TRENDS INSTALLATION MANUAL

# TABLE OF CONTENTS

**WARMING TRENDS**

- Techo-Bloc Raffinato ..... 2
- Techo-Bloc Valencia ..... 3
- Techo-Bloc Brandon-Square ..... 4
- Belgard Weston..... 5
- High Format Belvedere ..... 6
- Unilock Sunset ..... 7
- Universal Burner Kits – Circle ..... 8
- Universal Burner Kits – Square ..... 9
- Media..... 10
- Wind Guards..... 11
- Covers ..... 11
- Log Sets..... 12

# TECHO RAFFINATO BURNER KIT



Flexible, No Drill Collar  
COLLARF



32" x 17 3/4" Aluminum Plate  
and CROSSFIRE Brass Burner (CFBH160)



Key Valve / Mounting Bracket  
MBRRR



Vent(s)  
VENTRR

## TECHO RAFFINATO BURNER KIT

Includes: 32" x 17 3/4" Rectangle Plate, CFBH160 H-Burner, MBRRR\*\* Key Valve/Mounting Bracket, (2) VENTRR\*\* Vents, (5) COLLARF Flex Mount Collars, (1) FL3634 3/4" Whistle Free Flex Line, and Choice of Ignition System. Media not included. Requires 43 lbs of Lava Rock or 86 lbs of Lava Stone/Fireglass. See page 10 for additional media options.

| Item # - NG   | Item # - LP   | Description                        | Ignition    | Retail  |
|---------------|---------------|------------------------------------|-------------|---------|
| UPKRR-NG      | UPKRR-LP      | Burner Kit for Raffinato Fire Pits | Match Light | \$1,734 |
| UPKRR-PBIK-NG | UPKRR-PBIK-LP | Burner Kit for Raffinato Fire Pits | Push Button | \$1,796 |
| UPKRR-PLAT-NG | UPKRR-PLAT-LP | Burner Kit for Raffinato Fire Pits | Electronic  | \$3,993 |

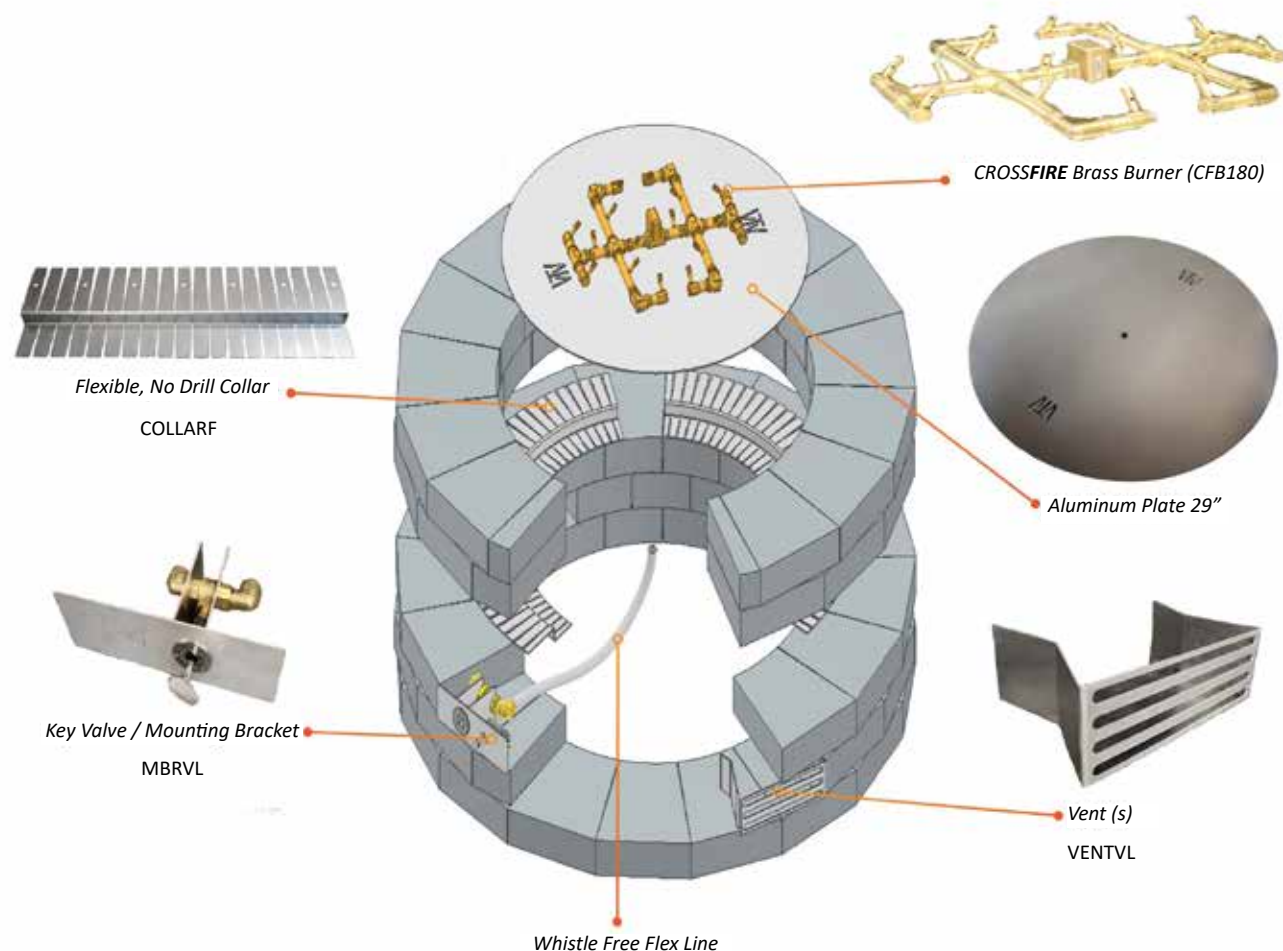
## ACCESSORIES

| Item #       | Description   | Retail |
|--------------|---|--------|
| BLR          | Lava Rock 1" - 1 1/2", Black (40 lb bag)                        | \$55   |
| SC3826R-CG   | Powder Coated Cover, 38" x 26"                                  | \$505  |
| WG43X21-RECT | Glass Wind Guard – 43" x 21" x 6" Inside Dimensions             | \$322  |
| DTES1HR      | 1-Hour Dial Timer with Emergency Shut-Off                       | \$202  |
| KCRC*        | Wireless Key Chain Remote Control & Plug In Receiver            | \$50   |
| EMERSTOP*    | Emergency Stop Station  | \$379  |
| DT2HRNB*     | 2 Hour Dial Timer - Mounted in NEMA 3 Rated Enclosure           | \$487  |
| DT12HRNB*    | 12 Hour Dial Timer - Mounted in NEMA 3 Rated Enclosure          | \$507  |
| VENTRR**     | Vents, Set of 2 (14" x 3 1/2")                                  | \$78   |
| MBRRR**      | Mounting Bracket (Contains key valve and push button knock out) | \$105  |

\*For use with Electronic Ignition. Electronic ignition requires 120V power source.

\*\*Each Vent and Mounting Bracket replaces one block and provides block support. Set of Vents provides 18 sq. in. of venting.

# TECHO VALENCIA BURNER KIT



WT - UNIVERSAL BURNER KITS

## TECHO VALENCIA BURNER KIT

Includes: 29" Circular Plate, CFB180 Traditional Burner, MBRVL\*\* Key Valve/Mounting Bracket, (2) VENTVL\*\* Vents, (5) COLLARF Flex Mount Collars, (1) FL3634 3/4" Whistle Free Flex Line, and Choice of Ignition System.  
Media not included. Requires 60 lbs of Lava Rock or 120 lbs of Lava Stone/Fireglass. See page 10 for additional media options.

| Item # - NG   | Item # - LP   | Description                       | Ignition    | Retail  |
|---------------|---------------|-----------------------------------|-------------|---------|
| UPKVL-NG      | UPKVL-LP      | Burner Kit for Valencia Fire Pits | Match Light | \$1,618 |
| UPKVL-PBIK-NG | UPKVL-PBIK-LP | Burner Kit for Valencia Fire Pits | Push Button | \$1,680 |
| UPKVL-PLAT-NG | UPKVL-PLAT-LP | Burner Kit for Valencia Fire Pits | Electronic  | \$3,877 |

## ACCESSORIES

| Item #    | Description   | Retail |
|-----------|---|--------|
| BLR       | Lava Rock 1" - 1 1/2", Black (40 lb bag)                        | \$55   |
| SC32C-CG  | Powder Coated Cover, 32" Circular                               | \$380  |
| WG38-RD   | Round Glass Wind Guard – 38" Inside Diameter                    | \$545  |
| DTES1HR   | 1-Hour Dial Timer with Emergency Shut-Off                       | \$202  |
| KCRC*     | Wireless Key Chain Remote Control & Plug In Receiver            | \$50   |
| EMERSTOP* | Emergency Stop Station  | \$379  |
| DT2HRNB*  | 2 Hour Dial Timer - Mounted in NEMA 3 Rated Enclosure           | \$487  |
| DT12HRNB* | 12 Hour Dial Timer - Mounted in NEMA 3 Rated Enclosure          | \$507  |
| VENTVL    | Vents, Set of 2 (9 3/4" x 3")                                   | \$70   |
| MBRVL     | Mounting Bracket (Contains key valve and push button knock out) | \$100  |

\*For use with Electronic Ignition. Electronic ignition requires 120V power source.

\*\*Each Vent and Mounting Bracket replaces one block and provides block support. Set of Vents provides 18 sq. in. of venting.

# TECHO BRANDON SQUARE BURNER KIT



WT - UNIVERSAL BURNER KITS



Flexible, No Drill Collar  
COLLARF

27 $\frac{3}{4}$ " x 27 $\frac{3}{4}$ " Aluminum Plate  
and CROSSFIRE Brass Burner  
(CFB180)



Key Valve / Mounting Bracket



Vent(s)

## TECHO BRANDON SQUARE BURNER KIT

Includes: 27.25" Square Plate, CFB180 Traditional Burner, Key Valve/Mounting Bracket\*\*, (2) Vents\*\*, (6) COLLARF Flex Mount Collars, (1) FL3634  $\frac{3}{4}$ " Whistle Free Flex Line, and Choice of Ignition System.

Media not included. Requires 63 lbs of Lava Rock or 126 lbs of Lava Stone/Fireglass. See page 10 for additional media options.

| Item # - NG   | Item # - LP   | Description                             | Ignition    | Retail  |
|---------------|---------------|---|-------------|---------|
| UPKBS-NG      | UPKBS-LP      | Burner Kit for Brandon Square Fire Pits | Match Light | \$1,741 |
| UPKBS-PBIK-NG | UPKBS-PBIK-LP | Burner Kit for Brandon Square Fire Pits | Push Button | \$1,803 |
| UPKBS-PLAT-NG | UPKBS-PLAT-LP | Burner Kit for Brandon Square Fire Pits | Electronic  | \$4,000 |

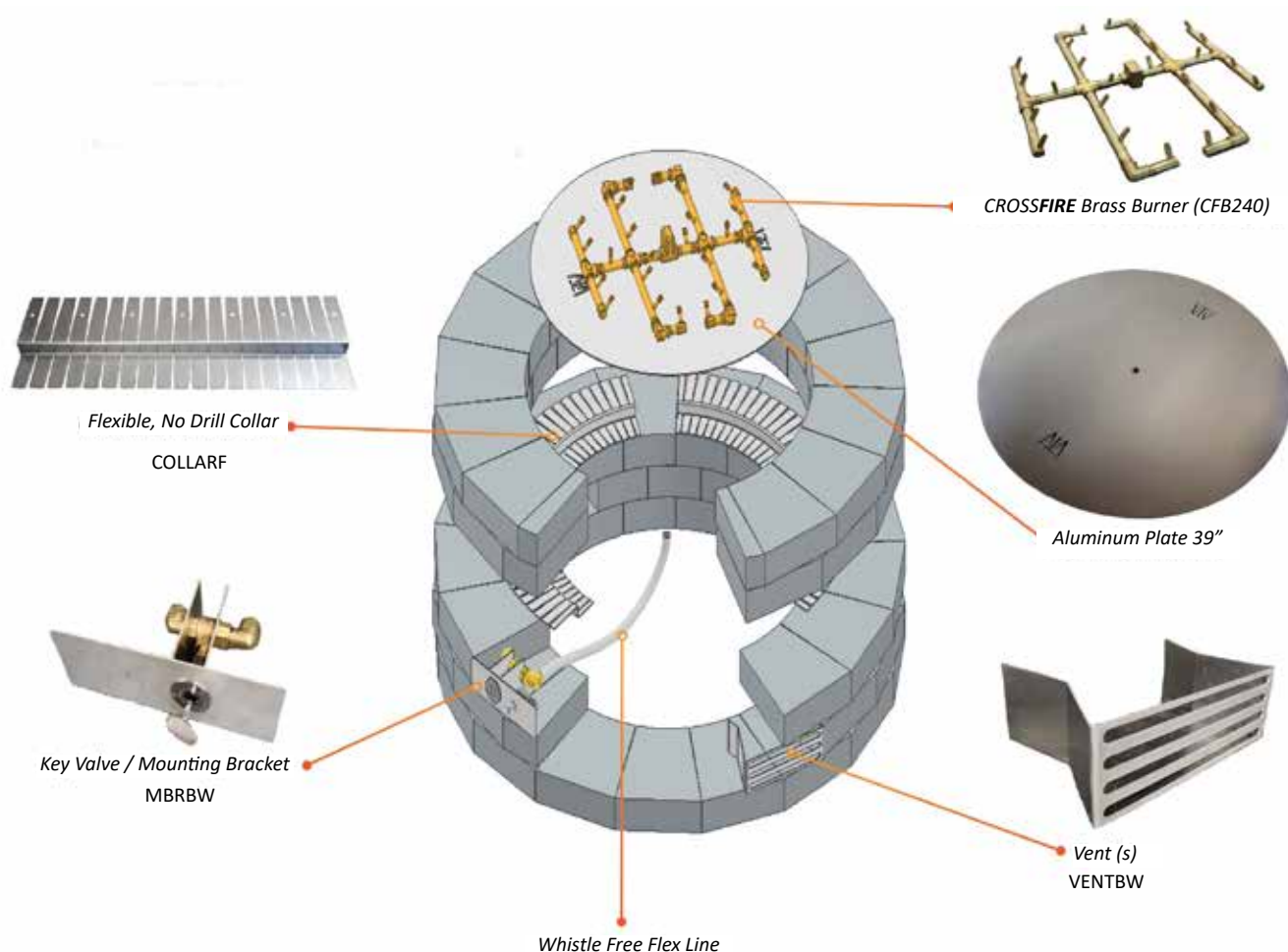
## ACCESSORIES

| Item #    | Description  | Retail |
|-----------|--|--------|
| BLR       | Lava Rock 1" - 1 $\frac{1}{2}$ ", Black (40 lb bag)    | \$55   |
| SC32S-CG  | Powder Coated Cover, 32"                               | \$380  |
| WG31-SQ   | Glass Wind Guard – 31" x 31" x 6" Inside Dimensions    | \$270  |
| DTES1HR   | 1-Hour Dial Timer with Emergency Shut-Off              | \$202  |
| KCRC*     | Wireless Key Chain Remote Control & Plug In Receiver   | \$50   |
| EMERSTOP* | Emergency Stop Station                                 | \$379  |
| DT2HRNB*  | 2 Hour Dial Timer - Mounted in NEMA 3 Rated Enclosure  | \$487  |
| DT12HRNB* | 12 Hour Dial Timer - Mounted in NEMA 3 Rated Enclosure | \$507  |

\*For use with Electronic Ignition. Electronic ignition requires 120V power source.

\*\*Each Vent and Mounting Bracket replaces one block and provides block support. Set of Vents provides 18 sq. in. of venting.

# BELGARD WESTON BURNER KIT



WT - UNIVERSAL BURNER KITS

## BELGARD WESTON BURNER KIT

Includes: 39" Circular Plate, CFB240 Traditional Burner, MBRBW\*\* Key Valve/Mounting Bracket, (2) VENTBW\*\* Vents, (6) COLLARF Flex Mount Collars, (1) FL3634 3/4" Whistle Free Flex Line, and Choice of Ignition System.

Media not included. Requires 100 lbs of Lava Rock or 200 lbs of Lava Stone/Fireglass. See page 10 for additional media options.

| Item # - NG   | Item # - LP   | Description                     | Ignition    | Retail  |
|---------------|---------------|---------------------------------|-------------|---------|
| UPKBW-NG      | UPKBW-LP      | Burner Kit for Weston Fire Pits | Match Light | \$2,089 |
| UPKBW-PBIK-NG | UPKBW-PBIK-LP | Burner Kit for Weston Fire Pits | Push Button | \$2,151 |
| UPKBW-PLAT-NG | UPKBW-PLAT-LP | Burner Kit for Weston Fire Pits | Electronic  | \$4,348 |

## ACCESSORIES

| Item #    | Description   | Retail |
|-----------|---|--------|
| BLR       | Lava Rock 1" - 1 1/2", Black (40 lb bag)                        | \$55   |
| SC44C-CG  | Powder Coated Cover, 44" Circular                               | \$730  |
| WG48-RD   | Round Glass Wind Guard - 48" Inside Diameter                    | \$685  |
| KCRC*     | Wireless Key Chain Remote Control & Plug In Receiver            | \$50   |
| EMERSTOP* | Emergency Stop Station  | \$379  |
| DT2HRNB*  | 2 Hour Dial Timer - Mounted in NEMA 3 Rated Enclosure           | \$487  |
| DT12HRNB* | 12 Hour Dial Timer - Mounted in NEMA 3 Rated Enclosure          | \$507  |
| VENTBW**  | Vents, Set of 2 (11 3/8" x 4")                                  | \$72   |
| MBRBW**   | Mounting Bracket (Contains key valve and push button knock out) | \$100  |

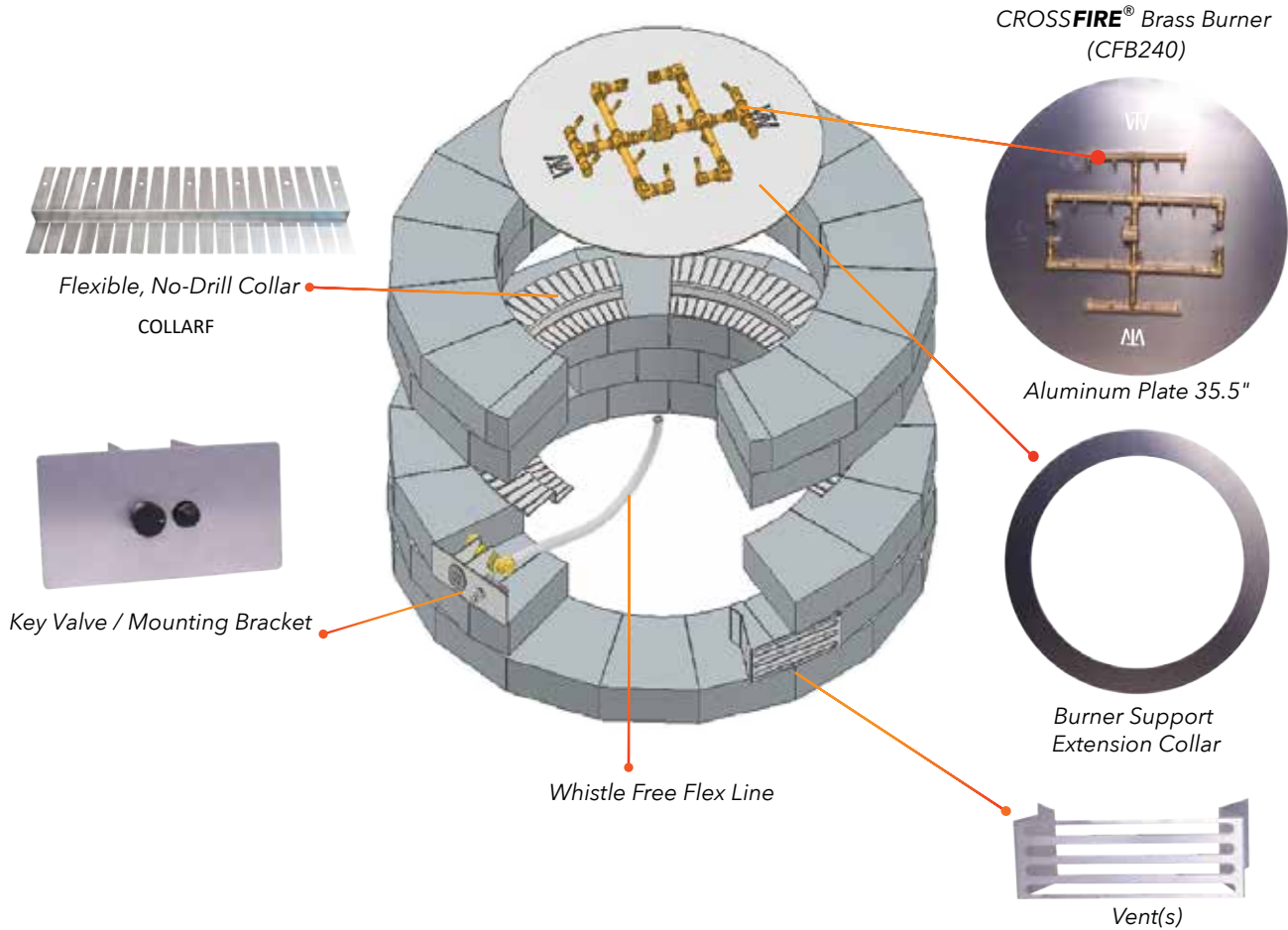
\*For use with Electronic Ignition. Electronic ignition requires 120V power source.

\*\*Each Vent and Mounting Bracket replaces one block and provides block support. Set of Vents provides 18 sq. in. of venting.

# HIGH FORMAT BELVEDERE BURNER KIT



WT - UNIVERSAL BURNER KITS



## HIGH FORMAT BELVEDERE BURNER KIT

Includes: 35.5" Circular Plate, CFB240 Traditional Burner, Key Valve/Mounting Bracket\*\*, (2) Vents\*\*, (6) COLLARF Flex Mount Collars, (1) FL3634 ¾" Whistle Free Flex Line, and Choice of Ignition System.

Media not included. Requires 100 lbs of Lava Rock or 200 lbs of Lava Stone/Fireglass. See page 10 for additional media options.

| Item # - NG    | Item # - LP    | Description                        | Ignition    | Retail  |
|----------------|----------------|------------------------------------|-------------|---------|
| UPKHFB-NG      | UPKHFB-LP      | Burner Kit for Belvedere Fire Pits | Match Light | \$2,452 |
| UPKHFB-PBIK-NG | UPKHFB-PBIK-LP | Burner Kit for Belvedere Fire Pits | Push Button | \$2,514 |
| UPKHFB-PLAT-NG | UPKHFB-PLAT-LP | Burner Kit for Belvedere Fire Pits | Electronic  | \$4,711 |

## ACCESSORIES

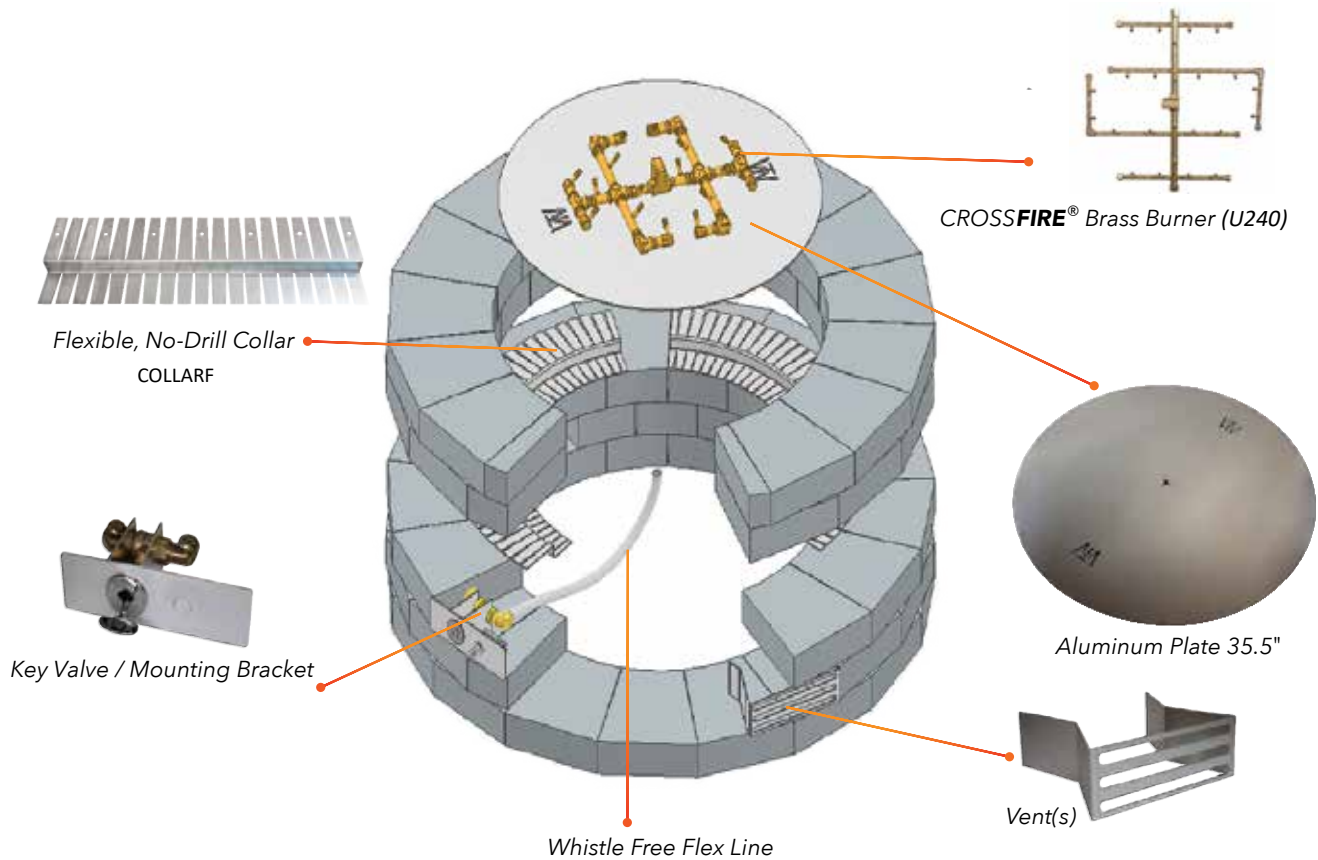
| Item #    | Description  | Retail |
|-----------|--|--------|
| BLR       | Lava Rock 1" - 1 ½", Black (40 lb bag)                 | \$55   |
| SC38C-CG  | Powder Coated Cover, 38" Circular                      | \$547  |
| WG38-RD   | Round Glass Wind Guard – 38" Inside Diameter           | \$545  |
| KCRC*     | Wireless Key Chain Remote Control & Plug In Receiver   | \$50   |
| EMERSTOP* | Emergency Stop Station                                 | \$379  |
| DT2HRNB*  | 2 Hour Dial Timer - Mounted in NEMA 3 Rated Enclosure  | \$487  |
| DT12HRNB* | 12 Hour Dial Timer - Mounted in NEMA 3 Rated Enclosure | \$507  |

\*For use with Electronic Ignition. Electronic ignition requires 120V power source.

\*\*Each Vent and Mounting Bracket replaces one block and provides block support. Set of Vents provides 18 sq. in. of venting.

# UNILOCK SUNSET BURNER KIT

WT - UNIVERSAL BURNER KITS



## UNILOCK SUNSET BURNER KIT

Includes: 35.5" Circular Plate, U240 Traditional Burner, Key Valve/Mounting Bracket\*\*, (2) Vents\*\*, (6) COLLARF Flex Mount Collars, (1) FL3634 3/4" Whistle Free Flex Line, and Choice of Ignition System.

Media not included. Requires 82 lbs of Lava Rock or 164 lbs of Lava Stone/Fireglass. See page 10 for additional media options.

|     | Item # - NG  | Item # - LP  | Description                     | Ignition    | Retail  |
|-----|--------------|--------------|---------------------------------|-------------|---------|
| NEW | UPKSS-U      | UPKSS-U      | Burner Kit for Sunset Fire Pits | Match Light | \$1,954 |
| NEW | UPKSS-PBIK-U | UPKSS-PBIK-U | Burner Kit for Sunset Fire Pits | Push Button | \$2,016 |
| NEW | UPKSS-COB-NG | UPKSS-COB-LP | Burner Kit for Sunset Fire Pits | Electronic  | \$3,753 |

## ACCESSORIES

| Item #    | Description  | Retail |
|-----------|--|--------|
| BLR       | Lava Rock 1" - 1 1/2", Black (40 lb bag)               | \$55   |
| SC38C-CG  | Powder Coated Cover, 38" Circular                      | \$547  |
| WG38-RD   | Round Glass Wind Guard - 38" Inside Diameter           | \$545  |
| KCRC*     | Wireless Key Chain Remote Control & Plug In Receiver   | \$50   |
| EMERSTOP* | Emergency Stop Station                                 | \$379  |
| DT2HRNB*  | 2 Hour Dial Timer - Mounted in NEMA 3 Rated Enclosure  | \$487  |
| DT12HRNB* | 12 Hour Dial Timer - Mounted in NEMA 3 Rated Enclosure | \$507  |

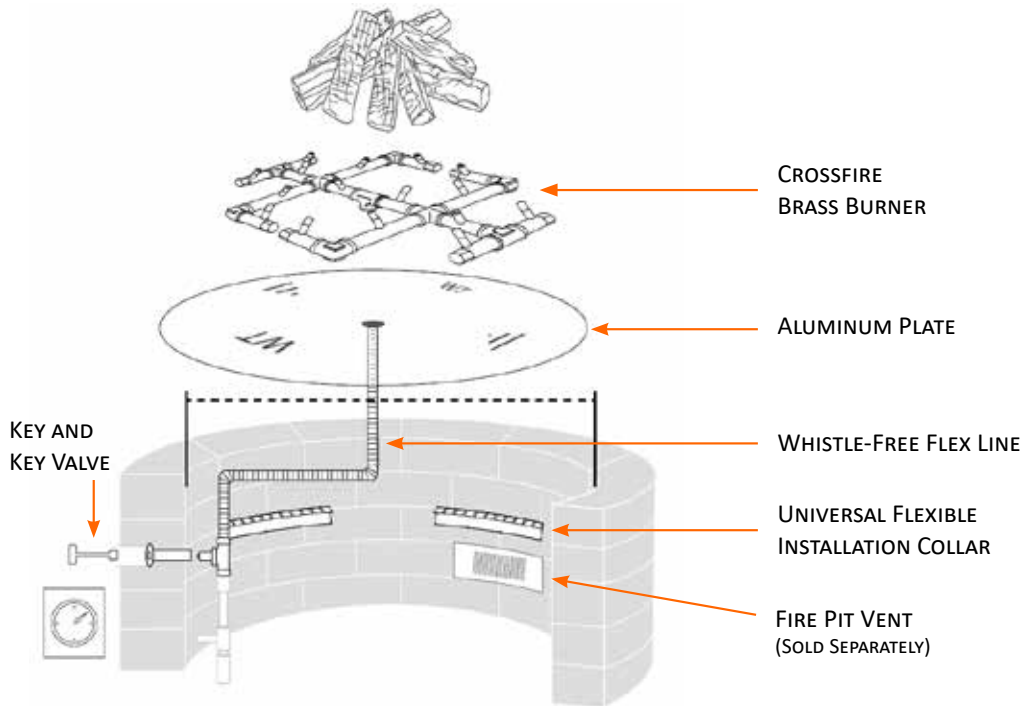
\*For use with Electronic Ignition. Electronic ignition requires 120V power source.

\*\*Each Vent and Mounting Bracket replaces one block and provides block support. Set of Vents provides 18 sq. in. of venting.

# CIRCULAR UNIVERSAL BURNER KITS

Confirm the interior dimensions of your fire pit to select the matching Warming Trends® Universal Burner Kit.

\*Media and Vent Kit not included



WT - UNIVERSAL BURNER KITS

## UNIVERSAL BURNER KITS - FOR CIRCULAR OPENINGS

Includes: CROSSFIRE® Brass Burner, Aluminum Plate, FK1 Key Valve Kit with Flex Line and Extension, and Universal Flexible Installation Collars, and Match Light Ignition – additional ignition upgrades available. *Media not included, more options page 10.*

| Item # - NG     | Item # - LP  | Opening Dimensions | Burner | Plate | Collars | Lava Rock <sup>§</sup> Required | Retail  |
|-----------------|--------------|--------------------|--------|-------|---------|---------------------------------|---------|
| UPK120C-23NG    | UPK120C-23LP | 23" - 26"          | CFB120 | 23"   | 4       | 39 lbs                          | \$1,011 |
| NEW UPK180C-29U | UPK180C-29U  | 29" - 32"          | U180   | 29"   | 5       | 60 lbs                          | \$1,473 |
| NEW UPK240C-35U | UPK240C-35U  | 35" - 38"          | U240   | 35"   | 6       | 86 lbs                          | \$1,772 |
| UPK240C-39NG    | UPK240C-39LP | 39" - 42"          | CFB240 | 39"   | 7       | 105 lbs                         | \$1,912 |

## IGNITION KITS

| Item # - NG | Item # - LP | Description   | Retail  |
|-------------|-------------|---|---------|
| PBIK-PBMBR  | PBIK-PBMBR  | Push Button Ignition Kit w/ Paver Block Mounting Bracket      | \$162   |
| MERC-NG     | MERC-LP     | Mercury Manual Ignition w/ Mounting Bracket (<240K)           | \$839   |
| NEW 105772  | 105773      | Carbon 3V Electronic Ignition Kit - ½" Connection (360K BTU)  | \$1,319 |
| NEW 105023  | 105024      | Cobalt 12V Electronic Ignition Kit - ½" Connection (490K BTU) | \$1,799 |

## ACCESSORIES

| Item #    | Description  | Retail |
|-----------|--|--------|
| BLR       | Lava Rock 1" - 1 ½", Black (40 lb bag)   | \$55   |
| FPVK      | Fire Pit Vent Kit - Set of 2 (4" x 12", includes hardware)                           | \$61   |
| DTES1HR   | 1-Hour Dial Timer with Emergency Shut-Off (Compatible with burners up to 170k BTU's) | \$202  |
| KCRC*     | Wireless Key Chain Remote Control & Plug In Receiver                                 | \$50   |
| EMERSTOP* | Emergency Stop Station   | \$379  |
| DT2HRNB*  | 2 Hour Dial Timer - Mounted in NEMA 3 Rated Enclosure                                | \$487  |
| DT12HRNB* | 12 Hour Dial Timer - Mounted in NEMA 3 Rated Enclosure                               | \$507  |

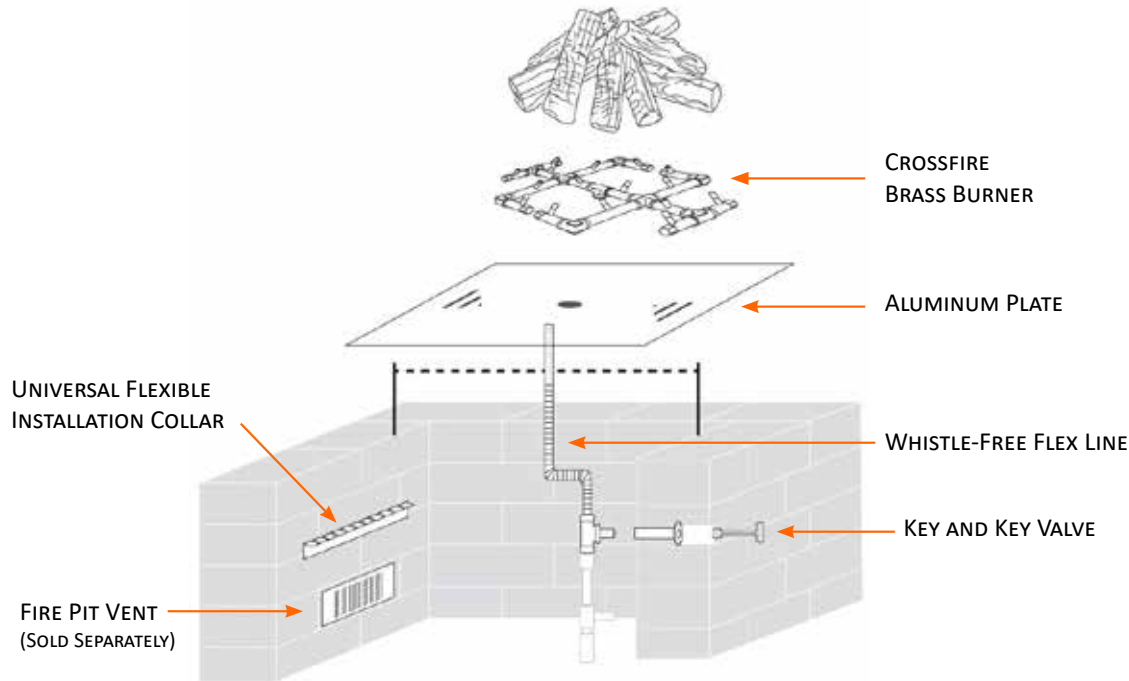
\*For use with Electronic Ignition. Electronic ignition requires 120V power source.

§ Fireglass or Lava Stones = 2x Lava Rock Max Weight - see page 10 for additional media options.

# SQUARE UNIVERSAL BURNER KITS

Confirm the interior dimensions of your fire pit to select the matching Warming Trends® Universal Burner Kit.

\*Media and Vent Kit not included



WT - UNIVERSAL BURNER KITS

## UNIVERSAL BURNER KITS - FOR SQUARE OPENINGS

Includes: CROSSFIRE® Brass Burner, Aluminum Plate, FK1 Key Valve Kit with Flex Line and Extension, Universal Flexible Installation Collars, and Match Light Ignition – additional ignition upgrades available. *Media not included, more options page 10.*

|     | Item # - NG  | Item # - LP  | Opening Dimensions | Burner | Plate | Collars | Lava Rock <sup>§</sup> Required | Retail  |
|-----|--------------|--------------|--------------------|--------|-------|---------|---------------------------------|---------|
| NEW | UPK140S-23U  | UPK140S-23U  | 24"-26"            | U140   | 24"   | 4       | 46 lbs                          | \$1,011 |
|     | UPK120S-26NG | UPK120S-26LP | 26"-29"            | CFB120 | 26"   | 4       | 62 lbs                          | \$1,053 |
|     | UPK180S-29NG | UPK180S-29LP | 29"-32"            | CFB180 | 29"   | 5       | 75 lbs                          | \$1,473 |
|     | UPK240S-35NG | UPK240S-35LP | 35"- 38"           | CFB240 | 35"   | 6       | 107 lbs                         | \$1,772 |
| NEW | UPK240S-39U  | UPK240S-39U  | 39"- 42"           | U240   | 39"   | 7       | 131 lbs                         | \$1,912 |

## IGNITION KITS

|     | Item # - NG | Item # - LP | Description   | Retail  |
|-----|-------------|-------------|---|---------|
|     | PBIK-PBMBR  | PBIK-PBMBR  | Push Button Ignition Kit w/ Paver Block Mounting Bracket      | \$162   |
|     | MERC-NG     | MERC-LP     | Mercury Manual Ignition w/ Mounting Bracket (<240K)           | \$839   |
| NEW | 105772      | 105773      | Carbon 3V Electronic Ignition Kit - ½" Connection (360K BTU)  | \$1,319 |
| NEW | 105023      | 105024      | Cobalt 12V Electronic Ignition Kit - ½" Connection (490K BTU) | \$1,799 |

## ACCESSORIES

| Item #    | Description  | Retail |
|-----------|--|--------|
| BLR       | Lava Rock 1" - 1 ½", Black (40 lb bag)   | \$55   |
| FPVK      | Fire Pit Vent Kit - Set of 2 (4" x 12", includes hardware)                           | \$61   |
| DTES1HR   | 1-Hour Dial Timer with Emergency Shut-Off (Compatible with burners up to 170k BTU's) | \$202  |
| KCRC*     | Wireless Key Chain Remote Control & Plug In Receiver                                 | \$50   |
| EMERSTOP* | Emergency Stop Station   | \$379  |
| DT2HRNB*  | 2 Hour Dial Timer - Mounted in NEMA 3 Rated Enclosure                                | \$487  |
| DT12HRNB* | 12 Hour Dial Timer - Mounted in NEMA 3 Rated Enclosure                               | \$507  |

\*For use with Electronic Ignition. Electronic ignition requires 120V power source.

§ Fireglass or Lava Stones = 2x Lava Rock Max Weight - see page 10 for additional media options.

# MEDIA

## LAVA ROCK & STONE



Lava Rock,  
Black  
1" - 1½", 40 lb Bag

**BLR \$55**



Tumbled Lava Stone,  
Medium  
1" - 2", 50 lb Bag

**NL-3050 \$189**



Tumbled Lava Stone,  
Large  
2" - 3", 50 lb Bag

**NL-5080 \$189**

## MEDIA CHART

| TABLE     | LAVA ROCK | LAVA STONES OR<br>FIRE GLASS |
|-----------|-----------|------------------------------|
| Raffinato | 43 lbs    | 86 lbs                       |
| Valencia  | 60 lbs    | 120 lbs                      |
| Brandon   | 63 lbs    | 126 lbs                      |
| Weston    | 100 lbs   | 200 lbs                      |
| Belvedere | 100 lbs   | 200 lbs                      |
| Sunset    | 82 lbs    | 164 lbs                      |

## REFLECTIVE FIREGLASS ½" Crushed, 25 lb Tub

**\$149**



Black  
EG25-R03MP



Bronze  
EG25-R05MP



Cobalt  
EG25-R02MP



Copper  
EG25-R01MP



Sky Blue  
EG25-R04MP



Silver  
EG25-R09MP

## CLASSIC FIREGLASS ½" Crushed, 25 lb Tub

**\$149**



Amber Classic  
EG25-L12MP



Black Classic  
EG25-L02MP



Cobalt  
EG25-L13MP



Ice  
EG25-L01MP



Ocean Blue  
EG25-L05MP



Turquoise  
EG25-L04MP

## REFLECTIVE FIREGLASS DIAMONDS Diamonds, 25 lb Tub

**\$149**



Diamonds  
Azuria  
DIA-25AZRREF



Diamonds  
Black  
DIA-25BLKREF



Diamonds  
Caribbean Blue  
DIA-25CARREF



Diamonds  
Clear  
DIA-25CLRREF



Diamonds  
Copper  
DIA-25COPREF



Diamonds  
Emerald  
DIA-25EMLDREF



Diamonds  
Pacific Blue  
DIA-25PACBLREF

# WIND GUARDS

See the Warming Trends Burners Section for a complete list of available wind guard sizes.

## ROUND WIND GUARDS (Glass Clips Included)

| Item #  | Description                | Inside Diameter     | Retail |
|---------|----------------------------|---------------------|--------|
| WG30-RD | 30" Round Glass Wind Guard | 30" Inside Diameter | \$436  |
| WG38-RD | 38" Round Glass Wind Guard | 38" Inside Diameter | \$545  |
| WG48-RD | 48" Round Glass Wind Guard | 48" Inside Diameter | \$685  |



Round

## SQUARE WIND GUARDS (Glass Clips Included)

| Item #  | Description                 | Inside Dimensions (LxWxH)        | Retail |
|---------|-----------------------------|----------------------------------|--------|
| WG25-SQ | 25" Square Glass Wind Guard | 25" x 25" x 6" Inside Dimensions | \$249  |
| WG31-SQ | 31" Square Glass Wind Guard | 31" x 31" x 6" Inside Dimensions | \$270  |
| WG37-SQ | 37" Square Glass Wind Guard | 37" x 37" x 6" Inside Dimensions | \$297  |
| WG43-SQ | 43" Square Glass Wind Guard | 43" x 43" x 6" Inside Dimensions | \$322  |



Square

WT - UNIVERSAL BURNER KITS

# POWDER-COATED COVERS

1/8" Thick Aluminum | Powder Coated Silver Shadow | UV Protected Paint

We recommend adding a cover to any fire feature to prevent debris and water build up.  
See the Warming Trends Burners Section for a complete list of available covers.

## COVERS Skirted covers are Special Order. (Silver Shadow)

| Item # - Circular | Item # - Square | Outside Dimension | Covers Openings | Skirt | Retail |
|-------------------|-----------------|-------------------|-----------------|-------|--------|
| SC26C-CG          | SC26S-CG        | 26"               | up to 24"       | -     | \$289  |
| SC26C-1SK-CG*     | SC26S-1SK-CG*   | 28"               | up to 24"       | 1"    | \$429  |
| SC26C-2SK-CG*     | SC26S-2SK-CG*   | 28"               | up to 24"       | 2"    | \$429  |
| SC32C-CG          | SC32S-CG        | 32"               | up to 30"       | -     | \$380  |
| SC32C-1SK-CG*     | SC32S-1SK-CG*   | 34"               | up to 30"       | 1"    | \$549  |
| SC32C-2SK-CG*     | SC32S-2SK-CG*   | 34"               | up to 30"       | 2"    | \$549  |
| SC38C-CG          | SC38S-CG        | 38"               | up to 36"       | -     | \$547  |
| SC38C-1SK-CG*     | SC38S-1SK-CG*   | 40"               | up to 36"       | 1"    | \$745  |
| SC38C-2SK-CG*     | SC38S-2SK-CG*   | 40"               | up to 36"       | 2"    | \$745  |
| SC44C-CG          | SC44S-CG        | 44"               | up to 42"       | -     | \$730  |
| SC44C-1SK-CG*     | SC44S-1SK-CG*   | 46"               | up to 42"       | 1"    | \$961  |
| SC44C-2SK-CG*     | SC44S-2SK-CG*   | 46"               | up to 42"       | 2"    | \$961  |



Circular Cover  
1 piece



Skirted Cover  
1 piece



Square Cover  
1 piece

\*Special Order

# LOG SETS



## REFRACTORY LOG SETS

Outdoor fire pit log sets are for use with outdoor burner systems.

| Item #    | Description         | Pieces | Fire Pit Inside Dimensions | Retail  |
|-----------|---------------------|--------|----------------------------|---------|
| WCS2006FL | 20" Wilderness Char | 6      | 18"-24"                    | \$305   |
| WCS3010FL | 30" Wilderness Char | 10     | 24"-40"                    | \$896   |
| WCS5019FL | 50" Wilderness Char | 19     | 40"-60"                    | \$1,728 |
| WOS3008FL | 30" Wilderness Oak  | 8      | 24"-40"                    | \$578   |
| WOS5014FL | 50" Wilderness Oak  | 14     | 40"-60"                    | \$1,127 |




Wilderness Char Fire Pit Log Set



Wilderness Oak Fire Pit Log Set

WT - UNIVERSAL BURNER KITS

Scan QR Code for current pricing.

WT - READY-TO-FINISH KITS

# READY-TO-FINISH FIRE PIT KITS

## CIRCLE | SQUARE | RECTANGLE | OCTAGON

REV: 03/06/26

We offer a variety of ready-to-finish fire pit kits. Ready-to-Finish fire pits are constructed of a welded aluminum frame wrapped in concrete board. RTF fire pits includes a CrossFire Burner System, flex line kit and vents. All are ready to install and complete on-site with your exterior finish material.

If you are looking for a decorative fire pit kit, check out our variety of styles including classic square, rectangle, circle or octagon\*. If you have a custom shape or size you would like to have adorn your patio or backyard, we can customize your fire pit kit to fit your needs.

### READY-TO-FINISH FIRE PIT KITS INCLUDE:

All Ready to Finish Fire Pits includes: (1) Pan with 2" Sidewalls, (1) Crossfire™ Brass Burner, (1) Aluminum Frame with Concrete Board, (2) Vents, (1) Flex Line, (1) Key Valve, and (1) 12" Key.

Choose your ignition system: Match Light, Push Button, Mercury Safety Pilot or Cobalt Electronic Ignitions.

## TABLE OF CONTENTS

**READY-TO-FINISH FIRE PIT KITS**

- Circle ..... 2
- Square..... 4
- Rectangle Tree Style..... 6
- Log Sets/Media ..... 8
  
- Rectangle Linear .....call for details
- Octagon .....call for details

### LITERATURE

| Item No     | Description                  |
|-------------|------------------------------|
| ERFG        | Emilyrose Media              |
| WT-LOOKBOOK | Warming Trends Look Book     |
| WTTRI       | Warming Trends Tri-Fold      |
| WTTRI-IGN   | WT Ignition Systems Tri-Fold |

Visit: <https://go.empiredistributing.net/outdoor-catalog> for current pricing.

\*Special Order

# 42" & 54" CIRCLE FIRE PIT KITS

INCLUDES: Aluminum fire pit frame wrapped with concrete board, CrossFire Burner with pan, Fire Pit Vent Kit (FPVK) and Flex Line Kit. Choice of ignition kit with mounting plate. Media ordered separately.

## 42" CIRCLE FIRE PIT KIT

|     | Item # - NG  | Item # - LP  | Description   | Retail  |
|-----|--------------|--------------|---|---------|
| NEW | FC42-ML-U    | FC42-ML-U    | 42" Circle Fire Pit with Match Light Ignition                               | \$3,523 |
| NEW | FC42-PBIK-U  | FC42-PBIK-U  | 42" Circle Fire Pit with Push Button Ignition                               | \$3,587 |
|     | FC42-MERC-NG | FC42-MERC-LP | 42" Circle Fire Pit with Mercury Safety Pilot Ignition                      | \$4,264 |
| NEW | FC42-COB-NG  | FC42-COB-LP  | 42" Circle Fire Pit with Cobalt Electronic Ignition <i>(Cover required)</i> | \$5,322 |

## ACCESSORIES

See page 7 for additional accessories.

| Item #       | Description  | Retail |
|--------------|--|--------|
| WG30-RD      | 30" Round Glass Wind Guard   | \$436  |
| SC26C-CG     | 26" Powder Coated Circular Cover   | \$289  |
| SC26C-1SK-CG | 26" Powder Coated Circular Cover – 1" Skirt (28" OD)                         | \$429  |
| SC26C-2SK-CG | 26" Powder Coated Circular Cover – 2" Skirt (28" OD)                         | \$429  |
| BLR          | Lava Rock, Black – 40 lb bag <i>(Additional media available, see page 8)</i> | \$55   |



## 54" CIRCLE FIRE PIT KIT

|  | Item # - NG  | Item # - LP     | Description   | Retail  |
|--|--------------|-----------------|---|---------|
|  | FC54-ML-U    | NEW FC54-ML-U   | 54" Circle Fire Pit with Match Light Ignition                               | \$4,082 |
|  | FC54-PBIK-U  | NEW FC54-PBIK-U | 54" Circle Fire Pit with Push Button Ignition                               | \$4,146 |
|  | FC54-MERC-NG | FC54-MERC-LP    | 54" Circle Fire Pit with Mercury Safety Pilot Ignition                      | \$4,823 |
|  | FC54-COB-NG  | NEW FC54-COB-LP | 54" Circle Fire Pit with Cobalt Electronic Ignition <i>(Cover required)</i> | \$5,881 |

## ACCESSORIES

See page 7 for additional accessories.

| Item #       | Description  | Retail |
|--------------|--|--------|
| WG38-RD      | 38" Round Glass Wind Guard   | \$545  |
| SC32C-CG     | 32" Powder Coated Circular Cover   | \$380  |
| SC32C-1SK-CG | 32" Powder Coated Circular Cover – 1" Skirt (34" OD)                         | \$549  |
| SC32C-2SK-CG | 32" Powder Coated Circular Cover – 2" Skirt (34" OD)                         | \$549  |
| BLR          | Lava Rock, Black – 40 lb bag <i>(Additional media available, see page 8)</i> | \$55   |



## SPECS

| Fire Pit | Burner / BTUs    | Overall Dimensions      | Pan Dimensions | Lava Rock Required | Lava Stones/ Fireglass | Unfinished Weight |
|----------|------------------|-------------------------|----------------|--------------------|------------------------|-------------------|
| FC42     | CFB120 / 120,000 | 42" Diameter x 18 1/2"H | 24" Diameter   | 36 lbs             | 72 lbs                 | 107 lbs           |
| FC54     | U180 / 180,000   | 54" Diameter x 18 1/2"H | 30" Diameter   | 57 lbs             | 114 lbs                | 142 lbs           |

WT - READY-TO-FINISH KITS

# 60" & 72" CIRCLE FIRE PIT KITS

INCLUDES: Aluminum fire pit frame wrapped with concrete board, CrossFire Burner with pan, Fire Pit Vent Kit (FPVK) and Flex Line Kit. Choice of ignition kit with mounting plate. Media ordered separately.


## 60" CIRCLE FIRE PIT KIT

| Item # - NG  | Item # - LP  | Description  | Retail  |
|--------------|--------------|--|---------|
| FC60-ML-NG   | FC60-ML-LP   | 60" Circle Fire Pit with Match Light Ignition                          | \$4,810 |
| FC60-PBIK-NG | FC60-PBIK-LP | 60" Circle Fire Pit with Push Button Ignition                          | \$4,874 |
| FC60-MERC-NG | FC60-MERC-LP | 60" Circle Fire Pit with Mercury Safety Pilot Ignition                 | \$5,551 |
| FC60-PLAT-NG | FC60-PLAT-LP | 60" Circle Fire Pit with Platinum Electronic Ignition (Cover required) | \$7,069 |

## ACCESSORIES

See page 7 for additional accessories.

| Item #       | Description   | Retail |
|--------------|---|--------|
| WG38-RD      | 38" Round Glass Wind Guard  | \$545  |
| SC38C-CG     | 38" Powder Coated Circular Cover                                      | \$547  |
| SC38C-1SK-CG | 38" Powder Coated Circular Cover – 1" Skirt (40" OD)                  | \$745  |
| SC38C-2SK-CG | 38" Powder Coated Circular Cover – 2" Skirt (40" OD)                  | \$745  |
| BLR          | Lava Rock, Black – 40 lb bag (Additional media available, see page 8) | \$55   |



WT - READY-TO-FINISH KITS


## 72" CIRCLE FIRE PIT KIT

|     | Item # - NG  | Item # - LP  | Description  | Retail  |
|-----|--------------|--------------|--|---------|
| NEW | FC72-ML-U    | FC72-ML-U    | 72" Circle Fire Pit with Match Light Ignition                        | \$5,771 |
| NEW | FC72-PBIK-U  | FC72-PBIK-U  | 72" Circle Fire Pit with Push Button Ignition                        | \$5,835 |
|     | FC72-MERC-NG | FC72-MERC-LP | 72" Circle Fire Pit with Mercury Safety Pilot Ignition               | \$6,512 |
| NEW | FC72-COB-NG  | FC72-COB-LP  | 72" Circle Fire Pit with Cobalt Electronic Ignition (Cover required) | \$7,570 |

## ACCESSORIES

See page 7 for additional accessories.

| Item #       | Description   | Retail  |
|--------------|---|---------|
| SC50C-CG     | 50" Powder Coated Circular Cover (2 piece)                            | \$978   |
| SC50C-2SK-CG | 50" Powder Coated Circular Cover – 2" Skirt (2 piece 52" OD)          | \$1,243 |
| BLR          | Lava Rock, Black – 40 lb bag (Additional media available, see page 8) | \$55    |



## SPECS

| Fire Pit | Burner / BTUs    | Overall Dimensions      | Pan Dimensions | Lava Rock Required | Lava Stones/ Fireglass | Unfinished Weight |
|----------|------------------|-------------------------|----------------|--------------------|------------------------|-------------------|
| FC60     | CFB290 / 290,000 | 60" Diameter x 18 1/2"H | 36" Diameter   | 81 lbs             | 162 lbs                | 162 lbs           |
| FC72     | U360 / 360,000   | 72" Diameter x 18"H     | 48" Diameter   | 144 lbs            | 288 lbs                | 212 lbs           |

# 36" & 48" SQUARE FIRE PIT

INCLUDES: Aluminum fire pit frame wrapped with concrete board, CrossFire Burner with pan, Fire Pit Vent Kit (FPVK) and Flex Line Kit. Choice of ignition kit with mounting plate. Media ordered separately.

## 36" SQUARE FIRE PIT KIT

| Item # - NG    | Item # - LP    | Description   | Retail  |
|----------------|----------------|---|---------|
| FS3636-ML-U    | FS3636-ML-U    | 36" Square Fire Pit with Match Light Ignition                               | \$2,716 |
| FS3636-PBIK-U  | FS3636-PBIK-U  | 36" Square Fire Pit with Push Button Ignition                               | \$2,780 |
| FS3636-MERC-NG | FS3636-MERC-LP | 36" Square Fire Pit with Mercury Safety Pilot Ignition                      | \$3,457 |
| FS3636-COB-NG  | FS3636-COB-LP  | 36" Square Fire Pit with Cobalt Electronic Ignition <i>(Cover required)</i> | \$4,515 |

## ACCESSORIES

See page 7 for additional accessories.

| Item #       | Description  | Retail |
|--------------|--|--------|
| WG25-SQ      | 25" Square Glass Wind Guard  | \$249  |
| SC26S-CG     | 26" Powder Coated Square Cover   | \$289  |
| SC26S-1SK-CG | 26" Powder Coated Square Cover – 1" Skirt <i>(28" x 28" OD)</i>              | \$429  |
| SC26S-2SK-CG | 26" Powder Coated Square Cover – 2" Skirt <i>(28" x 28" OD)</i>              | \$429  |
| BLR          | Lava Rock, Black – 40 lb bag <i>(Additional media available, see page 8)</i> | \$55   |



## 48" SQUARE FIRE PIT KIT

| Item # - NG    | Item # - LP    | Description   | Retail  |
|----------------|----------------|---|---------|
| FS4848-ML-NG   | FS4848-ML-LP   | 48" Square Fire Pit with Match Light Ignition                                 | \$3,376 |
| FS4848-PBIK-NG | FS4848-PBIK-LP | 48" Square Fire Pit with Push Button Ignition                                 | \$3,440 |
| FS4848-MERC-NG | FS4848-MERC-LP | 48" Square Fire Pit with Mercury Safety Pilot Ignition                        | \$4,117 |
| FS4848-PLAT-NG | FS4848-PLAT-LP | 48" Square Fire Pit with Platinum Electronic Ignition <i>(Cover required)</i> | \$5,635 |

## ACCESSORIES

See page 7 for additional accessories.

| Item #       | Description  | Retail |
|--------------|--|--------|
| WG31-SQ      | 31" Square Glass Wind Guard  | \$270  |
| SC32S-CG     | 32" Powder Coated Square Cover   | \$380  |
| SC32S-1SK-CG | 32" Powder Coated Square Cover – 1" Skirt <i>(34" x 34" OD)</i>              | \$549  |
| SC32S-2SK-CG | 32" Powder Coated Square Cover – 2" Skirt <i>(34" x 34" OD)</i>              | \$549  |
| BLR          | Lava Rock, Black – 40 lb bag <i>(Additional media available, see page 8)</i> | \$55   |



## SPECS

| Fire Pit | Burner / BTUs    | Overall Dimensions     | Pan Dimensions | Lava Rock Required | Lava Stones/<br>Fireglass | Unfinished Weight |
|----------|------------------|------------------------|----------------|--------------------|---------------------------|-------------------|
| FS3636   | U140 / 140,000   | 36"W x 36"D x 18"H     | 24"W x 24"D    | 45 lbs             | 90 lbs                    | 108 lbs           |
| FS4848   | CFB180 / 180,000 | 48"W x 48"D x 18 1/2"H | 30"W x 30"D    | 71 lbs             | 142 lbs                   | 150 lbs           |

WT - READY-TO-FINISH KITS

# 54" & 60" SQUARE FIRE PIT KITS

INCLUDES: Aluminum fire pit frame wrapped with concrete board, CrossFire Burner with pan, Fire Pit Vent Kit (FPVK) and Flex Line Kit. Choice of ignition kit with mounting plate. Media ordered separately.

## 54" SQUARE FIRE PIT KIT

| Item # - NG    | Item # - LP    | Description   | Retail  |
|----------------|----------------|---|---------|
| FS5454-ML-NG   | FS5454-ML-LP   | 54" Square Fire Pit with Match Light Ignition                                 | \$3,971 |
| FS5454-PBIK-NG | FS5454-PBIK-LP | 54" Square Fire Pit with Push Button Ignition                                 | \$4,035 |
| FS5454-MERC-NG | FS5454-MERC-LP | 54" Square Fire Pit with Mercury Safety Pilot Ignition                        | \$4,712 |
| FS5454-PLAT-NG | FS5454-PLAT-LP | 54" Square Fire Pit with Platinum Electronic Ignition <i>(Cover required)</i> | \$6,230 |

## ACCESSORIES

See page 7 for additional accessories.

| Item #       | Description  | Retail |
|--------------|--|--------|
| WG37-SQ      | 37" Square Glass Wind Guard  | \$297  |
| SC38S-CG     | 38" Powder Coated Square Cover   | \$547  |
| SC38S-1SK-CG | 38" Powder Coated Square Cover – 1" Skirt (40" x 40" OD)                     | \$745  |
| SC38S-2SK-CG | 38" Powder Coated Square Cover – 2" Skirt (40" x 40" OD)                     | \$745  |
| BLR          | Lava Rock, Black – 40 lb bag <i>(Additional media available, see page 8)</i> | \$55   |



WT - READY-TO-FINISH KITS

## 60" SQUARE FIRE PIT KIT

|     | Item # - NG    | Item # - LP    | Description   | Retail  |
|-----|----------------|----------------|---|---------|
| NEW | FS6060-ML-U    | FS6060-ML-U    | 60" Square Fire Pit with Match Light Ignition                               | \$4,930 |
| NEW | FS6060-PBIK-U  | FS6060-PBIK-U  | 60" Square Fire Pit with Push Button Ignition                               | \$4,994 |
|     | FS6060-MERC-NG | FS6060-MERC-LP | 60" Square Fire Pit with Mercury Safety Pilot Ignition                      | \$5,671 |
| NEW | FS6060-COB-NG  | FS6060-COB-LP  | 60" Square Fire Pit with Cobalt Electronic Ignition <i>(Cover required)</i> | \$6,729 |

## ACCESSORIES

See page 7 for additional accessories.

| Item #       | Description  | Retail |
|--------------|--|--------|
| WG43-SQ      | 43" Square Glass Wind Guard  | \$322  |
| SC44S-CG     | 44" Powder Coated Square Cover   | \$730  |
| SC44S-1SK-CG | 44" Powder Coated Square Cover – 1" Skirt (46" x 46" OD)                     | \$961  |
| SC44S-2SK-CG | 44" Powder Coated Square Cover – 2" Skirt (46" x 46" OD)                     | \$961  |
| BLR          | Lava Rock, Black – 40 lb bag <i>(Additional media available, see page 8)</i> | \$55   |



## SPECS

| Fire Pit | Burner / BTUs    | Overall Dimensions     | Pan Dimensions | Lava Rock Required | Lava Stones/ Fireglass | Unfinished Weight |
|----------|------------------|------------------------|----------------|--------------------|------------------------|-------------------|
| FS5454   | CFB290 / 290,000 | 54"W x 54"D x 18 1/2"H | 36"W x 36"D    | 101 lbs            | 202 lbs                | 174 lbs           |
| FS6060   | U300 / 300,000   | 60"W x 60"D x 18"H     | 42"W x 42"D    | 138 lbs            | 276 lbs                | 208 lbs           |

# 48" & 60" RECTANGULAR FIRE PIT KITS WITH TREE-STYLE BURNER

INCLUDES: Aluminum fire pit frame wrapped with concrete board, CrossFire Burner with pan, Fire Pit Vent Kit (FPVK) and Flex Line Kit. Choice of ignition kit with mounting plate. Media ordered separately.

## 48" X 30" RECTANGLE FIRE PIT KIT

|     | Item # - NG     | Item # - LP     | Description   | Retail  |
|-----|-----------------|-----------------|---|---------|
| NEW | FRT4830-ML-U    | FRT4830-ML-U    | 48" x 30" Fire Pit with Match Light Ignition                                | \$3,561 |
| NEW | FRT4830-PBIK-U  | FRT4830-PBIK-U  | 48" x 30" Fire Pit with Push Button Ignition                                | \$3,625 |
|     | FRT4830-MERC-NG | FRT4830-MERC-LP | 48" x 30" Fire Pit with Mercury Safety Pilot Ignition                       | \$4,302 |
| NEW | FRT4830-COB-NG  | FRT4830-COB-LP  | 48" x 30" Fire Pit with Colbalt Electronic Ignition <i>(Cover required)</i> | \$5,360 |

## ACCESSORIES

See page 7 for additional accessories.

| Item #         | Description  | Retail |
|----------------|--|--------|
| WG31X15-L      | 31" x 15" Linear Glass Wind Guard  | \$270  |
| SC3012R-CG     | 30" x 12" Powder Coated Cover  | \$289  |
| SC3012R-1SK-CG | 30" x 12" Powder Coated Cover – 1" Skirt (32" x 14" OD)                      | \$400  |
| SC3012R-2SK-CG | 30" x 12" Powder Coated Cover – 2" Skirt (32" x 14" OD)                      | \$400  |
| BLR            | Lava Rock, Black – 40 lb bag <i>(Additional media available, see page 8)</i> | \$55   |



## 60" X 36" RECTANGLE FIRE PIT KIT

|  | Item # - NG     | Item # - LP     | Description  | Retail  |
|--|-----------------|-----------------|--|---------|
|  | FRT6036-ML-NG   | FRT6036-ML-LP   | 60" x 36" Fire Pit with Match Light Ignition                                 | \$4,377 |
|  | FRT6036-PBIK-NG | FRT6036-PBIK-LP | 60" x 36" Fire Pit with Push Button Ignition                                 | \$4,441 |
|  | FRT6036-MERC-NG | FRT6036-MERC-LP | 60" x 36" Fire Pit with Mercury Safety Pilot Ignition                        | \$5,118 |
|  | FRT6036-PLAT-NG | FRT6036-PLAT-LP | 60" x 36" Fire Pit with Platinum Electronic Ignition <i>(Cover required)</i> | \$6,636 |

## ACCESSORIES

See page 7 for additional accessories.

| Item #         | Description  | Retail |
|----------------|--|--------|
| WG43X15-L      | 43" x 15" Linear Glass Wind Guard  | \$312  |
| SC4016R-CG     | 40" x 16" Powder Coated Cover  | \$331  |
| SC4016R-1SK-CG | 40" x 16" Powder Coated Cover – 1" Skirt (42" x 18" OD)                      | \$480  |
| SC4016R-2SK-CG | 40" x 16" Powder Coated Cover – 2" Skirt (42" x 18" OD)                      | \$480  |
| BLR            | Lava Rock, Black – 40 lb bag <i>(Additional media available, see page 8)</i> | \$55   |



## SPECS

| Fire Pit | Burner / BTUs     | Overall Dimensions     | Pan Dimensions | Lava Rock Required | Lava Stones/ Fireglass | Unfinished Weight |
|----------|-------------------|------------------------|----------------|--------------------|------------------------|-------------------|
| FRT4830  | UT170 / 170,000   | 48"W x 30"D x 18 1/2"H | 28"W x 10"D    | 29 lbs             | 58 lbs                 | 116 lbs           |
| FRT6036  | CFBT230 / 230,000 | 60"W x 36"D x 18 1/2"H | 38"W x 14"D    | 50 lbs             | 100 lbs                | 148 lbs           |

WT - READY-TO-FINISH KITS

# 72" RECTANGULAR FIRE PIT KITS WITH TREE-STYLE BURNER

INCLUDES: Aluminum fire pit frame wrapped with concrete board, CrossFire Burner with pan, Fire Pit Vent Kit (FPVK) and Flex Line Kit. Choice of ignition kit with mounting plate. Media ordered separately.

## 72" X 42" RECTANGLE FIRE PIT KIT

| Item # - NG     | Item # - LP     | Description  | Retail  |
|-----------------|-----------------|--|---------|
| FRT7242-ML-U    | FRT7242-ML-U    | 72" x 42" Fire Pit with Match Light Ignition                               | \$4,909 |
| FRT7242-PBIK-U  | FRT7242-PBIK-U  | 72" x 42" Fire Pit with Push Button Ignition                               | \$4,973 |
| FRT7242-MERC-NG | FRT7242-MERC-LP | 72" x 42" Fire Pit with Mercury Safety Pilot Ignition                      | \$5,650 |
| FRT7242-COB-NG  | FRT7242-COB-LP  | 72" x 42" Fire Pit with Cobalt Electronic Ignition <i>(Cover required)</i> | \$6,708 |

## ACCESSORIES

See below for additional accessories.

| Item #         | Description  | Retail |
|----------------|--|--------|
| WG49X21-RECT   | 49" x 21" Linear Glass Wind Guard  | \$353  |
| SC5020R-CG     | 50" x 20" Powder Coated Cover  | \$495  |
| SC5020R-2SK-CG | 50" x 20" Powder Coated Cover – 2" Skirt (52" x 22" OD)                      | \$689  |
| BLR            | Lava Rock, Black – 40 lb bag <i>(Additional media available, see page 8)</i> | \$55   |



## SPECS

| Fire Pit | Burner / BTUs   | Overall Dimensions | Pan Dimensions | Lava Rock Required | Lava Stones/<br>Fireglass | Unfinished Weight |
|----------|-----------------|--------------------|----------------|--------------------|---------------------------|-------------------|
| FRT7242  | UT290 / 290,000 | 72"W x 42"D x 18"H | 48"W x 18"D    | 68 lbs             | 136 lbs                   | 187 lbs           |

## ADDITIONAL ACCESSORIES

| Item #    | Description  | Retail |
|-----------|--|--------|
| LPRH      | LP Regulator with a 3/8" 10' Hose <i>(For use with a 20 lb LP tank. Compatible with Burners up to 180k BTUs.)</i>  | \$192  |
| KCRC*     | Wireless Key Chain Remote Control & Plug In Receiver   | \$50   |
| EMERSTOP* | Emergency Stop Station   | \$379  |
| DT2HRNB*  | 2 Hour Dial Timer - Mounted in NEMA 3 Rated Enclosure  | \$487  |
| DT12HRNB* | 12 Hour Dial Timer - Mounted in NEMA 3 Rated Enclosure   | \$507  |
| DTES1HR   | 1-Hour Dial Timer with Emergency Shut-Off <i>(Compatible with all ignition kits with burners up to 170k BTU's)</i> | \$202  |

\*Requires Electronic Ignition



LP Regulator  
with Hose - LPRH



Key Chain Remote  
KCRC



Emergency Stop  
EMERSTOP



2 Hour Dial Timer  
DT2HRNB



12 Hour Dial  
DT12HRNB

# MEDIA & LOG SETS

## LAVA ROCK & STONE



Lava Rock, Black  
1" - 1½", 40 lb Bag

**BLR \$55**



Tumbled Lava Stone, Medium  
1" - 2", 50 lb Bag

**NL-3050 \$189**



Tumbled Lava Stone, Large  
2" - 3", 50 lb Bag

**NL-5080 \$189**

## REFLECTIVE FIREGLASS ½" Crushed, 25 lb Tub

**\$149**



Black  
EG25-R03MP



Bronze  
EG25-R05MP



Cobalt  
EG25-R02MP



Copper  
EG25-R01MP



Sky Blue  
EG25-R04MP



Silver  
EG25-R09MP

## CLASSIC FIREGLASS ½" Crushed, 25 lb Tub

**\$149**



Amber Classic  
EG25-L12MP



Black Classic  
EG25-L02MP



Cobalt  
EG25-L13MP



Ice  
EG25-L01MP



Ocean Blue  
EG25-L05MP



Turquoise  
EG25-L04MP

## REFLECTIVE FIREGLASS DIAMONDS Diamonds, 25 lb Tub

**\$149**



Azuria  
DIA-25AZRREF



Black  
DIA-25BLKREF



Caribbean Blue  
DIA-25CARREF



Clear  
DIA-25CLRREF



Copper  
DIA-25COPREF



Emerald  
DIA-25EMLDREF



Pacific Blue  
DIA-25PACBLREF

## REFRACTORY LOG SETS

For use with outdoor burner systems.

| Item #    | Description         | Pieces | Fire Pit          |         |
|-----------|---------------------|--------|-------------------|---------|
|           |                     |        | Inside Dimensions | Retail  |
| WCS2006FL | 20" Wilderness Char | 6      | 18"-24"           | \$305   |
| WCS3010FL | 30" Wilderness Char | 10     | 24"-40"           | \$896   |
| WCS5019FL | 50" Wilderness Char | 19     | 40"-60"           | \$1,728 |
| WOS3008FL | 30" Wilderness Oak  | 8      | 24"-40"           | \$578   |
| WOS5014FL | 50" Wilderness Oak  | 14     | 40"-60"           | \$1,127 |



Wilderness Char



Wilderness Oak

WT - READY-TO-FINISH KITS



Scan QR Code  
for current  
pricing.

# FIRE FEATURES & TABLES

FIRE PITS | FIRE BOWLS | FIRE TABLES

REV: 02/02/26

**WARMING TRENDS<sup>®</sup>**

## TABLE OF CONTENTS



**EZ FINISH**  
Outdoor Systems



**WARMING TRENDS AON FIRE TABLES**

- Circle ..... 2
- Square ..... 4
- Rectangle ..... 6

**FIRE GARDEN**

- Fire Pits ..... 8
- Chat Table ..... 9

**EZ FINISH**

- Aluminum Fire Tables ..... 10

**OUTDOOR GREATROOM**

- Fire Pit Tables ..... 11
- Cove Bowls ..... 12

**BLAZE**

- Rectangle Fire Tables ..... 16
- Fire Bowls ..... 17

- ACCESSORIES & MEDIA ..... 18**

FIRE FEATURES

Visit: <https://go.empiredistributing.net/outdoor-catalog> for current pricing.

# AON FIRE TABLE

Circle



- Powder-coated steel in 5 colors (Bronze, Charcoal, Black, Sand Pebble, and Blue)
- Recessed Control Box
- Crossfire Burners with Waterstop
- 10" Top Ledge
- Included Burner Cover provides for smooth "table top" when not in use
- Adjustable, Leveling Feet
- Inset Toe Kick
- Choice of Push Button, Mercury Safety Pilot or Platinum Electronic Ignition System
- Made in the USA
- Media Sold Separately
- Soft Cover, Wind Guard, and Color-Matched Tank Enclosure Available

**Propane Tank Enclosure**  
Works with Any Size Table. Lid Included. Choose Color.  
**Dimensions:** 20 1/4"H x 18"D x 18"W

| 36" CIRCLE  |    | Push Button Ignition<br>\$3,276 | Safety Pilot Ignition<br>\$4,067 | Electronic Ignition<br>\$5,535 | Tank Enclosure<br>\$327 |
|-------------|----|---------------------------------|----------------------------------|--------------------------------|-------------------------|
| BRONZE      | NG | C36-BRZ-PBIK-NG*                | C36-BRZ-MERC-NG*                 | C36-BRZ-PLAT-NG*               |                         |
|             | LP | C36-BRZ-PBIK-LP*                | C36-BRZ-MERC-LP*                 | C36-BRZ-PLAT-LP*               | 104553BRZ               |
| CHARCOAL    | NG | C36-CHA-PBIK-NG*                | C36-CHA-MERC-NG*                 | C36-CHA-PLAT-NG*               |                         |
|             | LP | C36-CHA-PBIK-LP*                | C36-CHA-MERC-LP*                 | C36-CHA-PLAT-LP*               | 104553CHA               |
| BLACK       | NG | C36-BLK-PBIK-NG*                | C36-BLK-MERC-NG*                 | C36-BLK-PLAT-NG*               |                         |
|             | LP | C36-BLK-PBIK-LP*                | C36-BLK-MERC-LP*                 | C36-BLK-PLAT-LP*               | 104553BLK*              |
| SAND PEBBLE | NG | C36-SP-PBIK-NG*                 | C36-SP-MERC-NG*                  | C36-SP-PLAT-NG*                |                         |
|             | LP | C36-SP-PBIK-LP*                 | C36-SP-MERC-LP*                  | C36-SP-PLAT-LP*                | 104553SP*               |
| BLUE        | NG | C36-BLU-PBIK-NG*                | C36-BLU-MERC-NG*                 | C36-BLU-PLAT-NG*               |                         |
|             | LP | C36-BLU-PBIK-LP*                | C36-BLU-MERC-LP*                 | C36-BLU-PLAT-LP*               | 104553BLU*              |

## Accessories

| Item #  | Description  | Retail |
|---------|--|--------|
| WG23-RD | Wind Guard for 36" Circle Table                      | \$363  |
| 105017* | Soft Cover for 36" Circle Table                      | \$121  |
| BLR     | Lava Rock (40 lb bag) - see more media options p. 18 | \$55   |

## SPECS

| Fire Pit | BTU     | Overall Dimensions  | Pan Dimensions | Lava Rock Required | Lava Stones/<br>Fireglass | Overall Weight |
|----------|---------|---------------------|----------------|--------------------|---------------------------|----------------|
| C36      | 140,000 | 36" Diameter x 18"H | 16" Diameter   | 32 lbs             | 64 lbs                    | 225 lbs        |

\*Ships direct from Warming Trends in Colorado, actual freight charges will apply.

## Circle

| 42" CIRCLE  |    | Push Button Ignition<br>\$3,722 | Safety Pilot Ignition<br>\$4,513 | Electronic Ignition<br>\$5,981 | Tank Enclosure<br>\$327 |
|-------------|----|---------------------------------|----------------------------------|--------------------------------|-------------------------|
| BRONZE      | NG | C42-BRZ-PBIK-NG                 | C42-BRZ-MERC-NG                  | C42-BRZ-PLAT-NG                |                         |
|             | LP | C42-BRZ-PBIK-LP                 | C42-BRZ-MERC-LP                  | C42-BRZ-PLAT-LP                | 104553BRZ               |
| CHARCOAL    | NG | C42-CHA-PBIK-NG                 | C42-CHA-MERC-NG                  | C42-CHA-PLAT-NG                |                         |
|             | LP | C42-CHA-PBIK-LP                 | C42-CHA-MERC-LP                  | C42-CHA-PLAT-LP                | 104553CHA               |
| BLACK       | NG | C42-BLK-PBIK-NG*                | C42-BLK-MERC-NG*                 | C42-BLK-PLAT-NG*               |                         |
|             | LP | C42-BLK-PBIK-LP*                | C42-BLK-MERC-LP*                 | C42-BLK-PLAT-LP*               | 104553BLK*              |
| SAND PEBBLE | NG | C42-SP-PBIK-NG*                 | C42-SP-MERC-NG*                  | C42-SP-PLAT-NG*                |                         |
|             | LP | C42-SP-PBIK-LP*                 | C42-SP-MERC-LP*                  | C42-SP-PLAT-LP*                | 104553SP*               |
| BLUE        | NG | C42-BLU-PBIK-NG*                | C42-BLU-MERC-NG*                 | C42-BLU-PLAT-NG*               |                         |
|             | LP | C42-BLU-PBIK-LP*                | C42-BLU-MERC-LP*                 | C42-BLU-PLAT-LP*               | 104553BLU*              |

## Accessories

| Item #  | Description   | Retail |
|---------|---|--------|
| WG23-RD | Wind Guard for 42" Circle Table                     | \$363  |
| 105018  | Soft Cover for 42" Circle Table                     | \$136  |
| BLR     | Lava Rock (40 lb bag) - see more media options p.18 | \$55   |

| 48" CIRCLE  |    | Push Button Ignition<br>\$4,588 | Safety Pilot Ignition<br>\$5,379 | Electronic Ignition<br>\$6,847 | Tank Enclosure<br>\$327 |
|-------------|----|---------------------------------|----------------------------------|--------------------------------|-------------------------|
| BRONZE      | NG | C48-BRZ-PBIK-NG                 | C48-BRZ-MERC-NG                  | C48-BRZ-PLAT-NG                |                         |
|             | LP | C48-BRZ-PBIK-LP                 | C48-BRZ-MERC-LP                  | C48-BRZ-PLAT-LP                | 104553BRZ               |
| CHARCOAL    | NG | C48-CHA-PBIK-NG                 | C48-CHA-MERC-NG                  | C48-CHA-PLAT-NG                |                         |
|             | LP | C48-CHA-PBIK-LP                 | C48-CHA-MERC-LP                  | C48-CHA-PLAT-LP                | 104553CHA               |
| BLACK       | NG | C48-BLK-PBIK-NG*                | C48-BLK-MERC-NG*                 | C48-BLK-PLAT-NG*               |                         |
|             | LP | C48-BLK-PBIK-LP*                | C48-BLK-MERC-LP*                 | C48-BLK-PLAT-LP*               | 104553BLK*              |
| SAND PEBBLE | NG | C48-SP-PBIK-NG*                 | C48-SP-MERC-NG*                  | C48-SP-PLAT-NG*                |                         |
|             | LP | C48-SP-PBIK-LP*                 | C48-SP-MERC-LP*                  | C48-SP-PLAT-LP*                | 104553SP*               |
| BLUE        | NG | C48-BLU-PBIK-NG*                | C48-BLU-MERC-NG*                 | C48-BLU-PLAT-NG*               |                         |
|             | LP | C48-BLU-PBIK-LP*                | C48-BLU-MERC-LP*                 | C48-BLU-PLAT-LP*               | 104553BLU*              |

## Accessories

| Item #  | Description  | Retail |
|---------|--|--------|
| WG30-RD | Wind Guard for 48" Circle Table                      | \$436  |
| 105019  | Soft Cover for 48" Circle Table                      | \$151  |
| BLR     | Lava Rock (40 lb bag) - see more media options p. 18 | \$55   |

## SPECS

| Fire Pit | BTU     | Overall Dimensions  | Pan Dimensions | Lava Rock Required | Lava Stones/ Fireglass | Overall Weight |
|----------|---------|---------------------|----------------|--------------------|------------------------|----------------|
| C42      | 180,000 | 42" Diameter x 18"H | 22" Diameter   | 63 lbs             | 125 lbs                | 260 lbs        |
| C48      | 280,000 | 48" Diameter x 18"H | 28" Diameter   | 104 lbs            | 207 lbs                | 325 lbs        |

\*Ships direct from Warming Trends in Colorado, actual freight charges will apply.

# AON FIRE TABLE

Square



**Propane Tank Enclosure**

Works with Any Size Table. Lid Included. Choose Color.

**Dimensions:** 20 1/4"H x 18"D x 18"W

- Powder-coated steel in 5 colors (Bronze, Charcoal, Black, Sand Pebble, and Blue)
- Recessed Control Box
- Crossfire Burners with Waterstop
- 10" Top Ledge
- Included Burner Cover provides for smooth "table top" when not in use
- Adjustable, Leveling Feet
- Inset Toe Kick
- Choice of Push Button, Mercury Safety Pilot or Platinum Electronic Ignition System
- Made in the USA
- Media Sold Separately
- Soft Cover, Wind Guard, and Color-Matched Tank Enclosure Available

## 40" SQUARE

|             |    | Push Button Ignition<br><b>\$3,498</b> | Safety Pilot Ignition<br><b>\$4,287</b> | Electronic Ignition<br><b>\$5,707</b> | Tank Enclosure<br><b>\$327</b> |
|-------------|----|--|---|---------------------------------------|--------------------------------|
| BRONZE      | NG | S40-BRZ-PBIK-NG*                       | S40-BRZ-MERC-NG*                        | S40-BRZ-PLAT-NG*                      |                                |
|             | LP | S40-BRZ-PBIK-LP*                       | S40-BRZ-MERC-LP*                        | S40-BRZ-PLAT-LP*                      | 104553BRZ                      |
| CHARCOAL    | NG | S40-CHA-PBIK-NG*                       | S40-CHA-MERC-NG*                        | S40-CHA-PLAT-NG*                      |                                |
|             | LP | S40-CHA-PBIK-LP*                       | S40-CHA-MERC-LP*                        | S40-CHA-PLAT-LP*                      | 104553CHA                      |
| BLACK       | NG | S40-BLK-PBIK-NG*                       | S40-BLK-MERC-NG*                        | S40-BLK-PLAT-NG*                      |                                |
|             | LP | S40-BLK-PBIK-LP*                       | S40-BLK-MERC-LP*                        | S40-BLK-PLAT-LP*                      | 104553BLK*                     |
| SAND PEBBLE | NG | S40-SP-PBIK-NG*                        | S40-SP-MERC-NG*                         | S40-SP-PLAT-NG*                       |                                |
|             | LP | S40-SP-PBIK-LP*                        | S40-SP-MERC-LP*                         | S40-SP-PLAT-LP*                       | 104553SP*                      |
| BLUE        | NG | S40-BLU-PBIK-NG*                       | S40-BLU-MERC-NG*                        | S40-BLU-PLAT-NG*                      |                                |
|             | LP | S40-BLU-PBIK-LP*                       | S40-BLU-MERC-LP*                        | S40-BLU-PLAT-LP*                      | 104553BLU*                     |

## Accessories

| Item #  | Description  | Retail |
|---------|--|--------|
| 104798* | Wind Guard for 40" Square Table                      | \$235  |
| 104674* | Soft Cover for 40" Square Table                      | \$130  |
| BLR     | Lava Rock (40 lb bag) - see more media options p. 18 | \$55   |

## SPECS

| Fire Pit | BTU     | Overall Dimensions | Pan Dimensions | Lava Rock Required | Lava Stones/ Fireglass | Overall Weight |
|----------|---------|--------------------|----------------|--------------------|------------------------|----------------|
| S40      | 140,000 | 40"W x 40"L x 18"H | 20"W x 20"L    | 32 lbs             | 64 lbs                 | 225 lbs        |

\*Ships direct from Warming Trends in Colorado, actual freight charges will apply.

Square

| 48" SQUARE  |    | Push Button Ignition<br>\$4,588 | Safety Pilot Ignition<br>\$5,377 | Electronic Ignition<br>\$6,797 | Tank Enclosure<br>\$327 |
|-------------|----|---------------------------------|----------------------------------|--------------------------------|-------------------------|
| BRONZE      | NG | S48-BRZ-PBIK-NG                 | S48-BRZ-MERC-NG                  | S48-BRZ-PLAT-NG                |                         |
|             | LP | S48-BRZ-PBIK-LP                 | S48-BRZ-MERC-LP                  | S48-BRZ-PLAT-LP                | 104553BRZ               |
| CHARCOAL    | NG | S48-CHA-PBIK-NG                 | S48-CHA-MERC-NG                  | S48-CHA-PLAT-NG                |                         |
|             | LP | S48-CHA-PBIK-LP                 | S48-CHA-MERC-LP                  | S48-CHA-PLAT-LP                | 104553CHA               |
| BLACK       | NG | S48-BLK-PBIK-NG*                | S48-BLK-MERC-NG*                 | S48-BLK-PLAT-NG*               |                         |
|             | LP | S48-BLK-PBIK-LP*                | S48-BLK-MERC-LP*                 | S48-BLK-PLAT-LP*               | 104553BLK*              |
| SAND PEBBLE | NG | S48-SP-PBIK-NG*                 | S48-SP-MERC-NG*                  | S48-SP-PLAT-NG*                |                         |
|             | LP | S48-SP-PBIK-LP*                 | S48-SP-MERC-LP*                  | S48-SP-PLAT-LP*                | 104553SP*               |
| BLUE        | NG | S48-BLU-PBIK-NG*                | S48-BLU-MERC-NG*                 | S48-BLU-PLAT-NG*               |                         |
|             | LP | S48-BLU-PBIK-LP*                | S48-BLU-MERC-LP*                 | S48-BLU-PLAT-LP*               | 104553BLU*              |

## Accessories

| Item # | Description  | Retail |
|--------|--|--------|
| 104799 | Wind Guard for 48" Square Table                      | \$259  |
| 104675 | Soft Cover for 48" Square Table                      | \$145  |
| BLR    | Lava Rock (40 lb bag) - see more media options p. 18 | \$55   |

| 56" SQUARE  |    | Push Button Ignition<br>\$5,399 | Safety Pilot Ignition<br>\$6,188 | Electronic Ignition<br>\$7,608 | Tank Enclosure<br>\$327 |
|-------------|----|---------------------------------|----------------------------------|--------------------------------|-------------------------|
| BRONZE      | NG | S56-BRZ-PBIK-NG*                | S56-BRZ-MERC-NG*                 | S56-BRZ-PLAT-NG*               |                         |
|             | LP | S56-BRZ-PBIK-LP*                | S56-BRZ-MERC-LP*                 | S56-BRZ-PLAT-LP*               | 104553BRZ               |
| CHARCOAL    | NG | S56-CHA-PBIK-NG*                | S56-CHA-MERC-NG*                 | S56-CHA-PLAT-NG*               |                         |
|             | LP | S56-CHA-PBIK-LP*                | S56-CHA-MERC-LP*                 | S56-CHA-PLAT-LP*               | 104553CHA               |
| BLACK       | NG | S56-BLK-PBIK-NG*                | S56-BLK-MERC-NG*                 | S56-BLK-PLAT-NG*               |                         |
|             | LP | S56-BLK-PBIK-LP*                | S56-BLK-MERC-LP*                 | S56-BLK-PLAT-LP*               | 104553BLK*              |
| SAND PEBBLE | NG | S56-SP-PBIK-NG*                 | S56-SP-MERC-NG*                  | S56-SP-PLAT-NG*                |                         |
|             | LP | S56-SP-PBIK-LP*                 | S56-SP-MERC-LP*                  | S56-SP-PLAT-LP*                | 104553SP*               |
| BLUE        | NG | S56-BLU-PBIK-NG*                | S56-BLU-MERC-NG*                 | S56-BLU-PLAT-NG*               |                         |
|             | LP | S56-BLU-PBIK-LP*                | S56-BLU-MERC-LP*                 | S56-BLU-PLAT-LP*               | 104553BLU*              |

## Accessories

| Item #  | Description  | Retail |
|---------|--|--------|
| 104800* | Wind Guard for 56" Square Table                      | \$297  |
| 104676* | Soft Cover for 56" Square Table                      | \$160  |
| BLR     | Lava Rock (40 lb bag) - see more media options p. 18 | \$55   |

## SPECS

| Fire Pit | BTU     | Overall Dimensions | Pan Dimensions | Lava Rock Required | Lava Stones/<br>Fireglass | Overall Weight |
|----------|---------|--------------------|----------------|--------------------|---------------------------|----------------|
| S48      | 180,000 | 48"W x 48"L x 18"H | 28"W x 28"L    | 63 lbs             | 125 lbs                   | 260 lbs        |
| S56      | 280,000 | 56"W x 56"L x 18"H | 36"W x 36"L    | 104 lbs            | 207 lbs                   | 325 lbs        |

\*Ships direct from Warming Trends in Colorado, actual freight charges will apply.

# AON FIRE TABLE

Rectangle



**Propane Tank Enclosure**

Works with Any Size Table. Lid Included. Choose Color.

Dimensions: 20 1/4"H x 18"D x 18"W

- Powder-coated steel in 5 colors (Bronze, Charcoal, Black, Sand Pebble, and Blue)
- Recessed Control Box
- Crossfire Burners with Waterstop
- 10" Top Ledge
- Included Burner Cover provides for smooth "table top" when not in use
- Adjustable, Leveling Feet
- Inset Toe Kick
- Choice of Push Button, Mercury Safety Pilot or Platinum Electronic Ignition System
- Made in the USA
- Media Sold Separately
- Soft Cover, Wind Guard, and Color-Matched Tank Enclosure Available

| 48" X 30" RECTANGLE |    | Push Button Ignition<br>\$3,792 | Safety Pilot Ignition<br>\$4,581 | Electronic Ignition<br>\$6,001 | Tank Enclosure<br>\$327 |
|---------------------|----|---------------------------------|----------------------------------|--------------------------------|-------------------------|
| BRONZE              | NG | R48-BRZ-PBIK-NG                 | R48-BRZ-MERC-NG                  | R48-BRZ-PLAT-NG                |                         |
|                     | LP | R48-BRZ-PBIK-LP                 | R48-BRZ-MERC-LP                  | R48-BRZ-PLAT-LP                | 104553BRZ               |
| CHARCOAL            | NG | R48-CHA-PBIK-NG                 | R48-CHA-MERC-NG                  | R48-CHA-PLAT-NG                |                         |
|                     | LP | R48-CHA-PBIK-LP                 | R48-CHA-MERC-LP                  | R48-CHA-PLAT-LP                | 104553CHA               |
| BLACK               | NG | R48-BLK-PBIK-NG*                | R48-BLK-MERC-NG*                 | R48-BLK-PLAT-NG*               |                         |
|                     | LP | R48-BLK-PBIK-LP*                | R48-BLK-MERC-LP*                 | R48-BLK-PLAT-LP*               | 104553BLK*              |
| SAND PEBBLE         | NG | R48-SP-PBIK-NG*                 | R48-SP-MERC-NG*                  | R48-SP-PLAT-NG*                |                         |
|                     | LP | R48-SP-PBIK-LP*                 | R48-SP-MERC-LP*                  | R48-SP-PLAT-LP*                | 104553SP*               |
| BLUE                | NG | R48-BLU-PBIK-NG*                | R48-BLU-MERC-NG*                 | R48-BLU-PLAT-NG*               |                         |
|                     | LP | R48-BLU-PBIK-LP*                | R48-BLU-MERC-LP*                 | R48-BLU-PLAT-LP*               | 104553BLU*              |

## Accessories

| Item # | Description  | Retail |
|--------|--|--------|
| 104801 | Wind Guard for 48" x 30" Rectangle Table             | \$259  |
| 104677 | Soft Cover for 48" x 30" Rectangle Table             | \$165  |
| BLR    | Lava Rock (40 lb bag) - see more media options p. 18 | \$55   |

## SPECS

| Fire Pit | BTU     | Overall Dimensions | Pan Dimensions | Lava Rock Required | Lava Stones/ Fireglass | Overall Weight |
|----------|---------|--------------------|----------------|--------------------|------------------------|----------------|
| R48      | 170,000 | 48"W x 30"L x 18"H | 28"W x 10"L    | 23 lbs             | 45 lbs                 | 230 lbs        |

\*Special Order - Orders ships direct from Warming Trends in Colorado, actual freight charges will apply.

# AON FIRE TABLE

## Rectangle

| 60" X 34" RECTANGLE |    | Push Button Ignition<br>\$4,539 | Safety Pilot Ignition<br>\$5,328 | Electronic Ignition<br>\$6,748 | Tank Enclosure<br>\$327 |
|---------------------|----|---------------------------------|----------------------------------|--------------------------------|-------------------------|
| BRONZE              | NG | R60-BRZ-PBIK-NG                 | R60-BRZ-MERC-NG                  | R60-BRZ-PLAT-NG                |                         |
|                     | LP | R60-BRZ-PBIK-LP                 | R60-BRZ-MERC-LP                  | R60-BRZ-PLAT-LP                | 104553BRZ               |
| CHARCOAL            | NG | R60-CHA-PBIK-NG                 | R60-CHA-MERC-NG                  | R60-CHA-PLAT-NG                |                         |
|                     | LP | R60-CHA-PBIK-LP                 | R60-CHA-MERC-LP                  | R60-CHA-PLAT-LP                | 104553CHA               |
| BLACK               | NG | R60-BLK-PBIK-NG*                | R60-BLK-MERC-NG*                 | R60-BLK-PLAT-NG*               |                         |
|                     | LP | R60-BLK-PBIK-LP*                | R60-BLK-MERC-LP*                 | R60-BLK-PLAT-LP*               | 104553BLK*              |
| SAND PEBBLE         | NG | R60-SP-PBIK-NG*                 | R60-SP-MERC-NG*                  | R60-SP-PLAT-NG*                |                         |
|                     | LP | R60-SP-PBIK-LP*                 | R60-SP-MERC-LP*                  | R60-SP-PLAT-LP*                | 104553SP*               |
| BLUE                | NG | R60-BLU-PBIK-NG*                | R60-BLU-MERC-NG*                 | R60-BLU-PLAT-NG*               |                         |
|                     | LP | R60-BLU-PBIK-LP*                | R60-BLU-MERC-LP*                 | R60-BLU-PLAT-LP*               | 104553BLU*              |

## Accessories

| Item # | Description  | Retail |
|--------|--|--------|
| 104802 | Wind Guard for 60" x 34" Rectangle Table             | \$309  |
| 104678 | Soft Cover for 60" x 34" Rectangle Table             | \$170  |
| BLR    | Lava Rock (40 lb bag) - see more media options p. 18 | \$55   |

| 72" X 38" RECTANGLE |    | Push Button Ignition<br>\$5,289 | Safety Pilot Ignition<br>\$6,078 | Electronic Ignition<br>\$7,498 | Tank Enclosure<br>\$327 |
|---------------------|----|---------------------------------|----------------------------------|--------------------------------|-------------------------|
| BRONZE              | NG | R72-BRZ-PBIK-NG                 | R72-BRZ-MERC-NG                  | R72-BRZ-PLAT-NG                |                         |
|                     | LP | R72-BRZ-PBIK-LP                 | R72-BRZ-MERC-LP                  | R72-BRZ-PLAT-LP                | 104553BRZ               |
| CHARCOAL            | NG | R72-CHA-PBIK-NG                 | R72-CHA-MERC-NG                  | R72-CHA-PLAT-NG                |                         |
|                     | LP | R72-CHA-PBIK-LP                 | R72-CHA-MERC-LP                  | R72-CHA-PLAT-LP                | 104553CHA               |
| BLACK               | NG | R72-BLK-PBIK-NG*                | R72-BLK-MERC-NG*                 | R72-BLK-PLAT-NG*               |                         |
|                     | LP | R72-BLK-PBIK-LP*                | R72-BLK-MERC-LP*                 | R72-BLK-PLAT-LP*               | 104553BLK*              |
| SAND PEBBLE         | NG | R72-SP-PBIK-NG*                 | R72-SP-MERC-NG*                  | R72-SP-PLAT-NG*                |                         |
|                     | LP | R72-SP-PBIK-LP*                 | R72-SP-MERC-LP*                  | R72-SP-PLAT-LP*                | 104553SP*               |
| BLUE                | NG | R72-BLU-PBIK-NG*                | R72-BLU-MERC-NG*                 | R72-BLU-PLAT-NG*               |                         |
|                     | LP | R72-BLU-PBIK-LP*                | R72-BLU-MERC-LP*                 | R72-BLU-PLAT-LP*               | 104553BLU*              |

## Accessories

| Item # | Description  | Retail |
|--------|--|--------|
| 104803 | Wind Guard for 72" x 38" Rectangle Table             | \$334  |
| 104679 | Soft Cover for 72" x 38" Rectangle Table             | \$180  |
| BLR    | Lava Rock (40 lb bag) - see more media options p. 18 | \$55   |

## SPECS

| Fire Pit | BTU     | Overall Dimensions | Pan Dimensions | Lava Rock Required | Lava Stones/<br>Fireglass | Overall Weight |
|----------|---------|--------------------|----------------|--------------------|---------------------------|----------------|
| R60      | 230,000 | 60"W x 34"L x 18"H | 40"W x 14"L    | 45 lbs             | 90 lbs                    | 280 lbs        |
| R72      | 290,000 | 72"W x 38"L x 18"H | 52"W x 18"L    | 75 lbs             | 150 lbs                   | 330 lbs        |

\*Special Order - Orders ships direct from Warming Trends in Colorado, actual freight charges will apply.

# FIRE PITS



Fire pits come fully assembled and ready to enjoy! Featuring a graphite powder coated finish that compliments most outdoor settings. Alluring presentation of big bold flames.

## FIRE PITS *(Requires Transformer #94800830 or #94800833 & Media)*

Includes fully assembled stainless steel burner, key valve (shutoff), 3/8" thick 6" tall tempered glass wind guard with chrome hardware standard, powder coated, 24V Hot Shot electronic ignition (patent pending), Natural Gas with an LP Conversion Kit.

| Item No   | Description                 | Fire Pit Dimensions    | BTU     | Retail  |
|-----------|-----------------------------|------------------------|---------|---------|
| 94900432  | 48" Graphite Powder Coated  | 48" L x 24" W x 16" H  | 65,000  | \$4,227 |
| 94900449  | 72" Graphite Powder Coated  | 72" L x 24" W x 16" H  | 120,000 | \$5,072 |
| 94900453  | 84" Graphite Powder Coated  | 84" L x 24" W x 16" H  | 132,000 | \$6,279 |
| 94900461  | 108" Graphite Powder Coated | 108" L x 24" W x 16" H | 185,000 | \$7,909 |
| 94900467* | 132" Graphite Powder Coated | 132" L x 24" W x 16" H | 240,000 | \$8,887 |

## TRANSFORMER *(Required)*

| Item No  | Description  | Retail |
|----------|--|--------|
| 94800830 | Transformer, 24V/26V/28V (Can run up to 6 fire features. Transformer can be located up to 1,000' from single model or approximately 100' from group of 6 fire features.) | \$307  |
| 94800833 | Transformer, 24V (Includes single 24V lead up to 95'.) (Can run 48" or 72" fire pit.)  | \$193  |

## MEDIA *(Required, see Media Chart below)*

| Item No  | Description                          | Retail |
|----------|--------------------------------------|--------|
| 94500580 | Platinum Glass, 10 lbs               | \$120  |
| 94500581 | Bronze Glass, 10 lbs                 | \$120  |
| 94500582 | Cobalt Blue Glass, 10 lbs            | \$120  |
| 94500583 | Black Glass, 10 lbs                  | \$120  |
| 94500985 | Tumbled Stones, Small Rocks (10 lbs) | \$78   |
| 94500986 | Tumbled Stones, Large Rocks (20 lbs) | \$122  |

## MEDIA CHART *(See manual for media requirements)*

| Burner Size | Crushed Glass    | Tumbled Stones                          |
|-------------|------------------|---|
| 48"         | Requires 2 Boxes | Requires 3 Boxes Small & 1 Box Large    |
| 72"         | Requires 3 Boxes | Requires 5 Boxes Small & 1 Box Large    |
| 84"         | Requires 3 Boxes | Requires 6 Boxes Small & 2 Boxes Large  |
| 108"        | Requires 4 Boxes | Requires 8 Boxes Small & 2 Boxes Large  |
| 132"        | Requires 5 Boxes | Requires 10 Boxes Small & 2 Boxes Large |

\*Special Order

**Fire Garden products are not available in all territories or all locations, please contact Empire for details.**

# CHAT TABLE



Select chat table, glass or stone media to make a complete fire table. (Glass media requires 4 media filler kits.)

## CHAT TABLE

Includes a complete fire pit table ready for a propane tank, battery operated spark ignition and safety shutoff, easy access Hi/Low valve, graphite powder coat finish with stainless steel heavy duty drawer glides for LP tank easy access.

| Item No  | Description     | BTU             | Retail  |
|----------|-----------------|-----------------|---------|
| 94900350 | Chat Table, 44" | 20,000 - 65,000 | \$3,532 |

## MEDIA FILLER KIT *(Required when using glass media)*

| Item No  | Description                              | Retail |
|----------|--|--------|
| 94601242 | Filler Piece Shape "B" (Requires 4 Kits) | \$67   |

## MEDIA *(Required, see Media Chart below)*

| Item No  | Description                          | Retail |
|----------|--------------------------------------|--------|
| 94500580 | Platinum Glass, 10 lbs               | \$120  |
| 94500581 | Bronze Glass, 10 lbs                 | \$120  |
| 94500582 | Cobalt Blue Glass, 10 lbs            | \$120  |
| 94500583 | Black Glass, 10 lbs                  | \$120  |
| 94500985 | Tumbled Stones, Small Rocks (10 lbs) | \$78   |
| 94500986 | Tumbled Stones, Large Rocks (20 lbs) | \$122  |

## OPTIONS

| Item No  | Description                                      | Retail |
|----------|--|--------|
| 94601180 | Glass Wind Guard (¾" x 5" Tall)                  | \$767  |
| 94601184 | Hard Pipe Kit (Used when hard plumbing NG or LP) | \$200  |

## MEDIA CHART *(See manual for media requirements)*

| Table Size | Crushed Glass<br><i>(Requires Media Filler Kit)</i> | Media Filler Kit <i>(Glass Required)</i> |       |       |       | Tumbled Stones                |
|------------|---|--|-------|-------|-------|-------------------------------|
|            |   | Kit A                                    | Kit B | Kit C | Kit D |                               |
| 44"        | 3 Boxes & Media Filler Kits =>                      | -  | 4     | -     | -     | 4 Boxes Small & 2 Boxes Large |

**Fire Garden products are not available in all territories or all locations, please contact Empire for details.**

# ALUMINUM CLAD FIRE PITS

**EZ FINISH**  
Outdoor Systems



Planks can be aligned vertically or horizontally.



Aluminum wood look cladding in five colors and three plank styles with granite countertops. Non-combustible, no rust materials maintain structural integrity and bolt together in minutes. Lightweight for multiple surfaces including decks, patios or pavers. **Order directly from EZ Finish. Call 716.725.0236 for details.**

## 36" X 36" SQUARE FIRE PIT

Burner, Plate and Ignition Kits sold separately. Compatible with burner plates between 18"-25" square.

| Description            | Details   | Retail  |
|------------------------|---|---------|
| 36" x 36" Fire Pit     | Contact EZ Finish to order and specify color and finish details | \$1,982 |
| 36" x 36" Fire Pit Top | Granite top available in two colors                             | \$825   |

## 48" X 32" RECTANGLE FIRE PIT

Burner, Plate and Ignition Kits sold separately. Compatible with burner plates between 33" x 9" to 37 3/4" x 13 3/4".

| Description            | Details   | Retail  |
|------------------------|---|---------|
| 48" x 32" Fire Pit     | Contact EZ Finish to order and specify color and finish details | \$3,310 |
| 48" x 32" Fire Pit Top | Granite top available in two colors                             | \$1,085 |

FIRE FEATURES



### Base Colors



Charcoal Espresso Grey Oak Pine

### Plank Styles



Universal 2+2 Universal 4+4 Universal 140

### Granite Colors



# FIRE TABLES



Stonefire Fire Table w/ Empire Chairs

Outdoor GreatRoom Fire Pit Tables are made from powder-coated aluminum framing and include gas burners and burner covers, Diamond Crystal Fire Gems, and ship ready for connection to a 20 lb. propane tank which conceals in the base (tank not included). NG orifice included for conversion.

## FIRE PIT TABLES *(Ships ready for 20 lb propane tank - conceals in base. Includes Fire Gems and Burner Cover.)*

| Item #        | Description  | Retail  |
|---------------|--|---------|
| SF-32-K       | 32" Stonefire Round Fire Table with Brown Stonefire Composite Top & Dora Brown Mesh Base | \$999   |
| BRK-1224-19-K | Brooks Rectangular Fire Table w/ Taupe Composite Top and Base                            | \$1,499 |
| KW-1224-19-K  | Kenwood Rectangular Fire Table w/ Brown Composite Top and Base                           | \$1,499 |

## Options

| Item #  | Description   | Retail |
|---------|---|--------|
| GG-12R* | Glass Wind Guard for 32" Stonefire Round Fire Table         | \$339  |
| CVR36   | Cover for 32" Stonefire Round Fire Table                    | \$75   |
| GG-1224 | Glass Wind Guard for Brooks/Kenwood Rectangular Fire Tables | \$259  |
| CVR5132 | Cover for Brooks/Kenwood Rectangular Fire Tables            | \$92   |



Stonefire



Brooks



Kenwood

FIRE FEATURES

## SPECS

| Fire Pit  | Burner                        | BTU    | Overall Dimensions         | Fireglass |
|-----------|-------------------------------|--------|----------------------------|-----------|
| Stonefire | 16" Round CF SS Burner        | 55,000 | 31 1/2"W x 31 1/2"L x 23"H | Included  |
| Brooks    | Rectangular CF-1224 SS Burner | 55,000 | 50"W x 31"L x 23"H         | Included  |
| Kenwood   | Rectangular CF-1224 SS Burner | 55,000 | 50"W x 31"L x 23"H         | Included  |

\*Ships direct from Outdoor GreatRoom

# COVE ROUND



Traditional Cove in Midnight Mist

## COVE 29" ROUND FIRE BOWL (Ships ready for propane.)

- Includes: Stainless Steel 55,000 BTU Burner, Glass Burner Cover, Clear Glass Gems, & Natural Gas Conversion Kit
- Choice of ignition: Push Button Ignition or Direct Spark Electronic Ignition (Requires Electricity)
- Dimensions: 29-1/4" Diameter x 15-1/4" H

| Item # NG    | Item # LP    | Color         | Ignition Kit         | Retail  |
|--------------|--------------|---------------|----------------------|---------|
| CV-20        | CV-20        | Natural Grey  | Push Button Ignition | \$2,699 |
| CV20DSING*   | CV20DSILP*   | Natural Grey  | Electronic Ignition  | \$4,399 |
| CV-20MM*     | CV-20MM*     | Midnight Mist | Push Button Ignition | \$2,699 |
| CV20MMDSING* | CV20MMDSILP* | Midnight Mist | Electronic Ignition  | \$4,399 |

## Options

| Item # | Description                | Retail |
|--------|----------------------------|--------|
| GG-20R | Glass Wind Guard for CV-20 | \$329  |
| CVR36  | Protective Cover for CV-20 | \$75   |

## ELECTRONIC IGNITION OPTIONS

| Item #      | Description  | Retail |
|-------------|--|--------|
| 4HRTC*      | 4-Hour Timer (Mounted on or remotely from Fire Pit)    | \$229  |
| CFP-ESO-CP* | Emergency Stop (Mounted on or remotely from Fire Pit)  | \$219  |
| WSES-CP*    | On / Off Switch with Emergency Stop (Mounted remotely) | \$289  |
| 4HRTE-CP*   | 4-Hour Timer with Emergency Stop (Mounted remotely)    | \$289  |

FIRE FEATURES

\*Ships direct from Outdoor GreatRoom



Cove Edge in Midnight Mist

## COVE 42" ROUND FIRE BOWL (Ships ready for propane.)

- Includes: Stainless Steel 105,000 BTU Burner, Glass Burner Cover, Clear Glass Gems, & Natural Gas Conversion Kit
- Choice of ignition: Push Button Ignition or Direct Spark Electronic Ignition with 150,000 BTU DSI Burner (Requires Electricity)
- Dimensions: 42" Diameter x 19" H

| Item # NG    | Item # LP    | Color         | Ignition Kit         | Retail  |
|--------------|--------------|---------------|----------------------|---------|
| CV-30        | CV-30        | Natural Grey  | Push Button Ignition | \$4,199 |
| CV30DSING*   | CV30DSILP*   | Natural Grey  | Electronic Ignition  | \$5,899 |
| CV-30MM      | CV-30MM      | Midnight Mist | Push Button Ignition | \$4,199 |
| CV30MMSING*  | CV30MMSILP*  | Midnight Mist | Electronic Ignition  | \$5,899 |
| CV-30WT      | CV-30WT      | White         | Push Button Ignition | \$4,199 |
| CV30WTDSING* | CV30WTDSILP* | White         | Electronic Ignition  | \$5,899 |

### Options

| Item # | Description                | Retail |
|--------|----------------------------|--------|
| GG-30R | Glass Wind Guard for CV-30 | \$479  |
| CVR42  | Protective Cover for CV-30 | \$87   |

## COVE 42" EDGE ROUND FIRE BOWL (Ships ready for propane.)

- Includes: Stainless Steel 105,000 BTU Burner, Glass Burner Cover, Clear Glass Gems, & Natural Gas Conversion Kit
- Choice of ignition: Push Button Ignition or Direct Spark Electronic Ignition with 150,000 BTU DSI Burner (Requires Electricity)
- Dimensions: 42" Diameter x 19" H

| Item # NG      | Item # LP      | Color         | Ignition Kit         | Retail  |
|----------------|----------------|---------------|----------------------|---------|
| CV-30E*        | CV-30E*        | Natural Grey  | Push Button Ignition | \$3,799 |
| CV30EDSING*    | CV30EDSILP*    | Natural Grey  | Electronic Ignition  | \$5,499 |
| CV-30EMM*      | CV-30EMM*      | Midnight Mist | Push Button Ignition | \$3,799 |
| CV30EMMSING*   | CV30EMMSILP*   | Midnight Mist | Electronic Ignition  | \$5,499 |
| CV-30EWHT*     | CV-30EWHT*     | White         | Push Button Ignition | \$3,799 |
| CV30EWHTDSING* | CV30EWHTDSILP* | White         | Electronic Ignition  | \$5,499 |

### Options

| Item # | Description                | Retail |
|--------|----------------------------|--------|
| CVR42  | Protective Cover for CV-30 | \$87   |

\*Ships direct from Outdoor GreatRoom

See page 12 for Electronic Ignition Options.



## 37" SQUARE FIRE PIT (Ships ready for propane.)

- Includes: Stainless Steel 55,000 BTU Burner, Glass Burner Cover, Clear Glass Gems, & Natural Gas Conversion Kit
- Choice of ignition: Push Button Ignition or Direct Spark Electronic Ignition (Requires Electricity)
- Dimensions: 37" L x 37" W x 23-3/4" H

| Item # NG    | Item # LP    | Color        | Ignition Kit         | Retail  |
|--------------|--------------|--------------|----------------------|---------|
| CV-2424*     | CV-2424*     | Natural Grey | Push Button Ignition | \$3,799 |
| CV2424DSING* | CV2424DSILP* | Natural Grey | Electronic Ignition  | \$5,499 |

## Options

| Item #   | Description                  | Retail |
|----------|------------------------------|--------|
| GG-2424* | Glass Wind Guard for CV-2424 | \$269  |
| CVR3939* | Protective Cover for CV-2424 | \$104  |

## ELECTRONIC IGNITION OPTIONS

| Item #      | Description  | Retail |
|-------------|--|--------|
| 4HRTC*      | 4-Hour Timer (Mounted on or remotely from Fire Pit)    | \$229  |
| CFP-ESO-CP* | Emergency Stop (Mounted on or remotely from Fire Pit)  | \$219  |
| WSES-CP*    | On / Off Switch with Emergency Stop (Mounted remotely) | \$289  |
| 4HRTE-CP*   | 4-Hour Timer with Emergency Stop (Mounted remotely)    | \$289  |

\*Ships direct from Outdoor GreatRoom



## COVE 54" X 24" LINEAR FIRE PIT (Ships ready for propane.)

- Includes: Stainless Steel 65,000LP / 80,000NG BTU Burner, Clear Glass Gems, & Natural Gas Conversion Kit
- Choice of ignition: Push Button Ignition or Direct Spark Electronic Ignition (Requires Electricity)
- Dimensions: 54" L x 24" W x 16" H

| Item # NG    | Item # LP    | Color         | Ignition Kit         | Retail  |
|--------------|--------------|---------------|----------------------|---------|
| CV-54*       | CV-54*       | Natural Grey  | Push Button Ignition | \$6,099 |
| CV54DSING*   | CV54DSILP*   | Natural Grey  | Electronic Ignition  | \$7,799 |
| CV-54MM*     | CV-54MM*     | Midnight Mist | Push Button Ignition | \$6,099 |
| CV54MMDSING* | CV54MMDSILP* | Midnight Mist | Electronic Ignition  | \$7,799 |
| CV-54WT*     | CV-54WT*     | White         | Push Button Ignition | \$6,099 |
| CV54WTDSING* | CV54WTDSILP* | White         | Electronic Ignition  | \$7,799 |

### Options

| Item #     | Description                            | Retail |
|------------|--|--------|
| GG-1242*   | Glass Wind Guard for CV-54             | \$339  |
| CVR275715* | Protective Cover for CV-54             | \$87   |
| SS1242BC*  | Stainless Steel Burner Cover for CV-54 | \$419  |

## COVE 72" X 24" LINEAR FIRE PIT (Ships ready for propane.)

- Includes: Stainless Steel 100,000 BTU Burner, Clear Glass Gems, & Natural Gas Conversion Kit
- Choice of ignition: Push Button Ignition or Direct Spark Electronic Ignition (Requires Electricity)
- Dimensions: 72" L x 24" W x 16" H

| Item # NG    | Item # LP    | Color         | Ignition Kit         | Retail  |
|--------------|--------------|---------------|----------------------|---------|
| CV-72*       | CV-72*       | Natural Grey  | Push Button Ignition | \$7,099 |
| CV72DSING*   | CV72DSILP*   | Natural Grey  | Electronic Ignition  | \$8,799 |
| CV-72MM*     | CV-72MM*     | Midnight Mist | Push Button Ignition | \$7,099 |
| CV72MMDSING* | CV72MMDSILP* | Midnight Mist | Electronic Ignition  | \$8,799 |
| CV-72WT*     | CV-72WT*     | White         | Push Button Ignition | \$7,099 |
| CV72WTDSING* | CV72WTDSILP* | White         | Electronic Ignition  | \$8,799 |

### Options

| Item #    | Description                            | Retail |
|-----------|--|--------|
| GG-1264*  | Glass Wind Guard for CV-72             | \$389  |
| CVR7528*  | Protective Cover for CV-72             | \$142  |
| SS1264BC* | Stainless Steel Burner Cover for CV-72 | \$559  |

\*Ships direct from Outdoor GreatRoom

See page 14 for Electronic Ignition Options.

# RECTANGLE FIRE TABLE



60" Rectangle Fire Table

## FIRE PIT TABLES

Heat output of 60,000 BTU with propane or natural gas efficiently maintains temperatures. Maximum burn time of 22 hours on low and a minimum of 4 hours on high. Includes protective cover and lava rock.

| Item #           | Description  | Retail  |
|------------------|--|---------|
| BLZ-60-FTABLE-LP | 60" Rectangle Fire Table, LP <i>(Ships with 11 lb propane tank.)</i> | \$3,999 |
| BLZ-60-FTABLE-NG | 60" Rectangle Fire Table, NG   | \$3,999 |

**NOTE:** Retail price INCLUDES freight. Ships direct from Blaze.

FIRE FEATURES

## FEATURES

- Handcrafted in the USA
- Constructed of ultra-durable glass fiber reinforced concrete (GFRC)
- Heat, weather and rust resistant
- Brass burner is made in the USA
- CSA Certified
- Blaze exclusive phantom (PHTM) color finish which will complete any backyard
- Includes protective cover and lava rock
- Heat output 60,000 BTU Propane (11 lbs. internal) or Natural Gas
- Includes 10' LP hose with regulator and empty 11 lb. tank or 8' NG hose with quick connect socket
- 4-22 hour burn time (hi/low with 11 lb. tank)
- Key valve and match lit ignition
- Offers our tallest, brightest, and fullest flame.
- Safe for use on a wooden deck
- 5-year limited warranty on body, 2-year limited warranty on internal components
- Some variation in color and finish is to be expected – Blaze is not responsible for damage that occurs due to freezing weather

# FIRE BOWLS



38" Fire Bowl

## FIRE TABLE

Heat output of 120,000 BTU with propane or 85,000 BTU with Natural Gas. 3.5 to 7 hour burn time, depending on setting (low/high) with a 20 lb propane tank. Includes brass burner, lava rock, storage cover, and leveling feet.

| Item #          | Description       | Retail  |
|-----------------|-------------------|---------|
| BLZ-38-FBOWL-LP | 38" Fire Bowl, LP | \$3,999 |
| BLZ-38-FBOWL-NG | 38" Fire Bowl, NG | \$3,999 |

## OPTIONS

| Item #                 | Description                                      | Retail |
|------------------------|--|--------|
| BLZ-38-FBOWL-LP-TCOVER | Propane Tank Enclosure (Doubles as an End Table) | \$549  |

**NOTE:** Retail price INCLUDES freight. Ships direct from Blaze.

## FEATURES

- Handcrafted in the USA
- Constructed of ultra-durable glass fiber reinforced concrete (GFRC) with inner steel frame
- Heat, weather and rust resistant
- Brass burner is made in the USA
- CSA Certified
- Blaze exclusive phantom (PHTM) color finish which will complete any outdoor space
- Includes fire bowl leveling feet, brass burner, lava rock filler, and storage cover
- Heat output 120,000 BTU with Propane (11 lbs. internal) or 85,000 BTU with Natural Gas
- Includes 8' LP hose with regulator or 8' NG hose with quick connect socket
- Propane option: requires a 20 lbs. propane tank (not included) that must sit outside of the fire table
- 3.5 – 7 hour burn time (high/low) for a 20 lbs. tank
- Battery operated push button ignition
- Safe for use on a wooden deck
- 5-year limited warranty on body, 2 year limited warranty on internal components
- Some variation in color and finish is to be expected – Blaze is not responsible for damage that occurs due to freezing weather

# MEDIA & LOG SETS

## LAVA ROCK & STONE



Lava Rock, Black  
1" - 1½", 40 lb Bag

**BLR \$55**



Tumbled Lava Stone, Medium  
1" - 2", 50 lb Bag

**NL-3050 \$189**



Tumbled Lava Stone, Large  
2" - 3", 50 lb Bag

**NL-5080 \$189**

## REFLECTIVE FIREGLASS ½" Crushed, 25 lb Tub

**\$149**



Black  
EG25-R03MP



Bronze  
EG25-R05MP



Cobalt  
EG25-R02MP



Copper  
EG25-R01MP



Sky Blue  
EG25-R04MP



Silver  
EG25-R09MP

## CLASSIC FIREGLASS ½" Crushed, 25 lb Tub

**\$149**



Amber Classic  
EG25-L12MP



Black Classic  
EG25-L02MP



Cobalt  
EG25-L13MP



Ice  
EG25-L01MP



Ocean Blue  
EG25-L05MP



Turquoise  
EG25-L04MP

## REFLECTIVE FIREGLASS DIAMONDS Diamonds, 25 lb Tub

**\$149**



Azuria  
DIA-25AZRREF



Black  
DIA-25BLKREF



Caribbean Blue  
DIA-25CARREF



Clear  
DIA-25CLRREF



Copper  
DIA-25COPREF



Emerald  
DIA-25EMLDREF



Pacific Blue  
DIA-25PACBLREF

## REFRACTORY LOG SETS

For use with outdoor burner systems.


| Item #    | Description         | Pieces | Fire Pit          |         |
|-----------|---------------------|--------|-------------------|---------|
|           |                     |        | Inside Dimensions | Retail  |
| WCS2006FL | 20" Wilderness Char | 6      | 18"-24"           | \$305   |
| WCS3010FL | 30" Wilderness Char | 10     | 24"-40"           | \$896   |
| WCS5019FL | 50" Wilderness Char | 19     | 40"-60"           | \$1,728 |
| WOS3008FL | 30" Wilderness Oak  | 8      | 24"-40"           | \$578   |
| WOS5014FL | 50" Wilderness Oak  | 14     | 40"-60"           | \$1,127 |



Wilderness Char



Wilderness Oak

Scan QR Code for current pricing.

# TORCHES

GAS | ELECTRIC

REV: 03/06/26



## TABLE OF CONTENTS

### FIRE FEATURES

- Tempest Torches ..... 2
- Tempest Lanterns..... 4
- TK Torches..... 6
- Lumien ..... 8

### LITERATURE


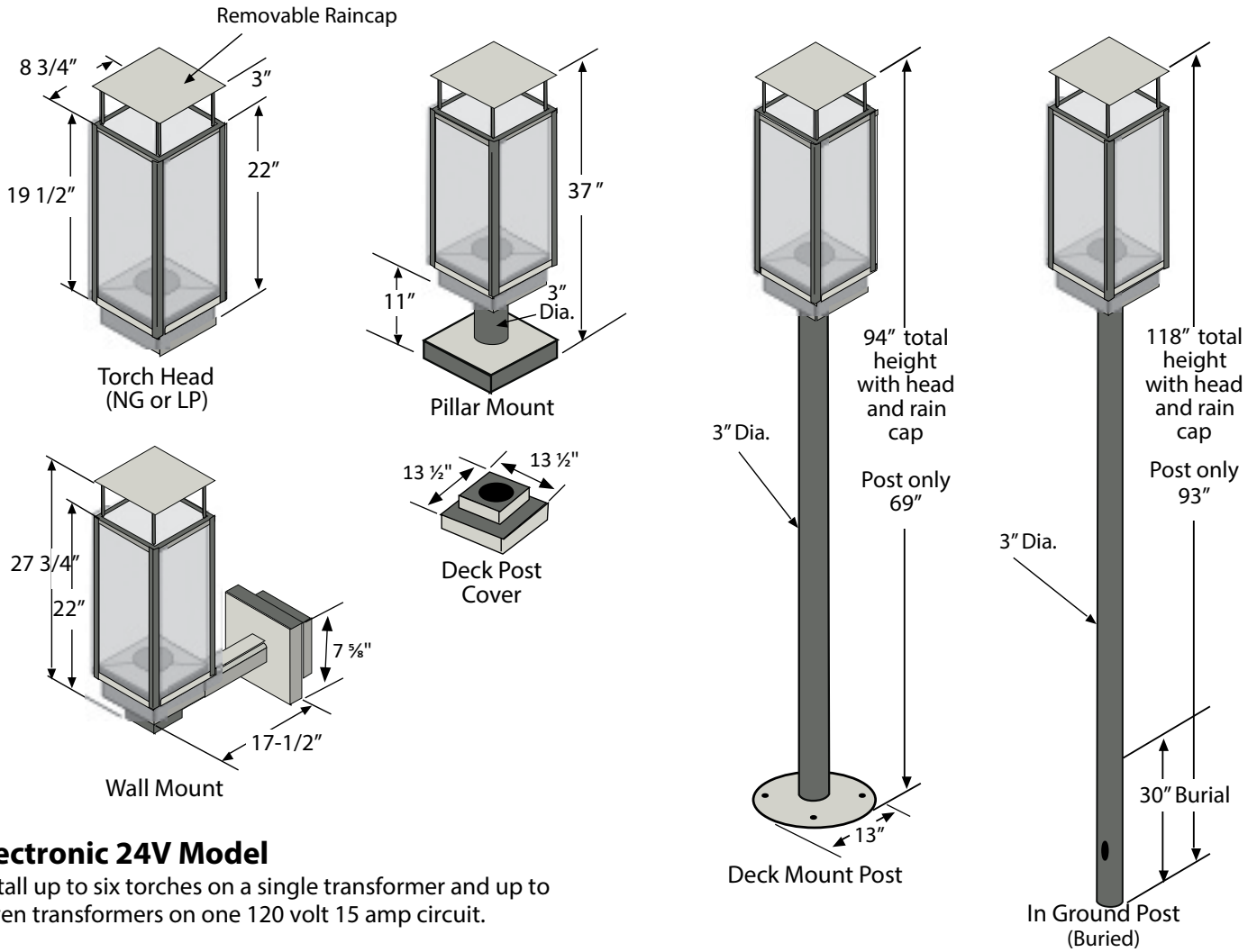
| Item #   | Description   |
|----------|---------------|
| 98801065 | Tempest Torch |



Visit: <https://go.empiredistributing.net/outdoor-catalog> for current pricing.

# TEMPEST™

GAS TORCHES AND LANTERNS



# TEMPEST TRADITIONAL



## TEMPEST TRADITIONAL, MANUAL SPARK IGNITION *(Must select a mounting option)*

Features easy access control panel with spark igniter for easy lighting and high to low flame control. (Stainless Steel)

| Item #    | Description                    | Retail  |
|-----------|--------------------------------|---------|
| 94900743* | Torch Head – NG (20,000 BTU's) | \$1,152 |
| 94900753* | Torch Head – LP (20,000 BTU's) | \$1,152 |

## TEMPEST TRADITIONAL, 24V ELECTRONIC IGNITION *(Must select a transformer and mounting option)*

Makes operation simple - A flip of a switch in your home will allow you to light all your torches at once. Each torch requires 0.5 amps. Make sure the circuit and wire are sized appropriately. (Torch Head includes all hardware for any mounting option.) (Stainless Steel)

| Item #   | Description  | Retail  |
|----------|--|---------|
| 94900782 | Torch Head w/ Electronic Ignition - NG/LP (requires Transformer Part #94800830 or #94800833) <b>NEW</b>  | \$1,926 |
| 94900755 | Torch Head w/ Electronic Ignition - LP (requires Transformer Part #94800830 or #94800833)  | \$1,926 |
| 94800830 | Transformer, 24V/26V/28V (Required for Part #94900745 & 94900755) (Can run up to six 24V torches. Transformer can be located to up 1,168 ft. from single torch, or approximately 165 ft. from group of six torches.) | \$307   |
| 94800833 | Transformer, 24V (Includes single 24V lead up to 95'. Can run 1 Fire Garden product.) <b>NEW</b>   | \$193   |

## MOUNTING OPTIONS

| Item #   | Description  | Retail |
|----------|--|--------|
| 94800813 | Post, In Ground – Black (3" x 93", includes ½" flex)   | \$302  |
| 94800812 | Post, Deck – Black (3" x 69", includes ½" flex)  | \$287  |
| 94800821 | Deck Mount – Black (13" x 5") (For use with Deck Post)   | \$229  |
| 94800827 | Deck Mount Cover, Square – Black (Covers Deck Mount #94800821) (13"W x 6"H)                    | \$201  |
| 94800825 | Wall Mount – Black (Compatible with Tempest Torch 20K only)                                    | \$415  |
| 94800826 | Pillar Mount – Black (11"H with 3" Round Post) (For installation on raised pillar or pedestal) | \$201  |

\*While Supplies Last

## FEATURES

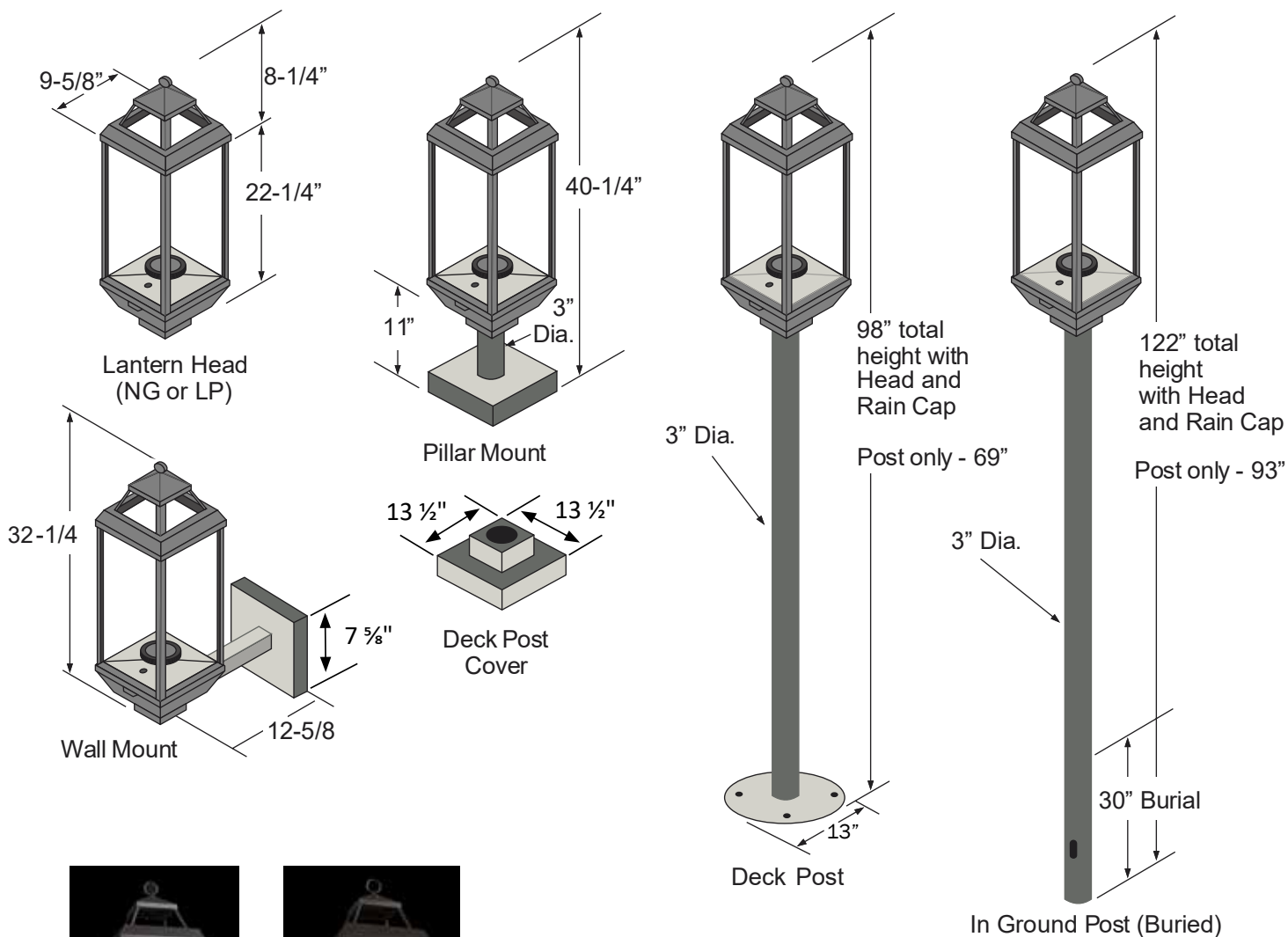
- Tempered glass (easily removed for cleaning)
- Durable stainless steel frame and burner
- Automatic gas shut off, if flame goes out
- Easy access control panel
- Wet weather lighting port (Manual Ignition)
- Single On/Off and flame height control (Manual Ignition)
- Rain Cap (optional to use)

## SPECIFICATIONS

| Gas Rating    | NG     | LP     |
|---------------|--------|--------|
| BTU/Hour HIGH | 20,000 | 20,000 |

**Fire Garden products are not available in all territories.**

# TEMPEST LANTERN



## FEATURES

- Tempered glass (easily removed for cleaning)
- Durable stainless steel frame and burner
- Automatic gas shut off, if flame goes out
- Easy access control panel
- Wet weather lighting port (Manual Ignition)
- Single On/Off and flame height control (Manual Ignition)

# TEMPEST LANTERN



## TEMPEST LANTERN, 24V ELECTRONIC IGNITION *(Must select a transformer and mounting option)*

Makes operation simple - A flip of a switch in your home will allow you to light all your torches at once. Each lantern requires 0.5 amps. Make sure the circuit and wire are sized appropriately. (Lantern Head includes all hardware needed for any mounting option.)

| Item #   | Description  | Retail  |
|----------|--|---------|
| 94900747 | Lantern Head w/ Electronic Ignition - NG (20,000 BTU's) (Requires Transformer 94800830 or 94800833)  | \$2,184 |
| 94900757 | Lantern Head w/ Electronic Ignition - LP (20,000 BTU's) (Requires Transformer 94800830 or 94800833)  | \$2,184 |
| 94800830 | Transformer, 24V/26V/28V (Required for Part #94900747, 94900757 & 94900748) (Can run up to six 24V torches. Transformer can be located to up 1,168 ft. from single torch, or approximately 165 ft. from group of six torches.) | \$307   |
| 94800833 | Transformer, 24V (Includes single 24V lead up to 95'. Can run 1 Fire Garden product.) <b>NEW</b>   | \$193   |

## MOUNTING OPTIONS

| Item #   | Description  | Retail |
|----------|--|--------|
| 94800813 | Post, In Ground – Black (3" x 93", includes ½" flex)   | \$302  |
| 94800812 | Post, Deck – Black (3" x 69", includes ½" flex)  | \$287  |
| 94800821 | Deck Mount – Black (13" x 5") (For use with Deck Post)   | \$229  |
| 94800827 | Deck Mount Cover, Square – Black (Covers Deck Mount #94800821) (13"W x 6"H)                    | \$201  |
| 94800831 | Wall Mount – Black (Compatible with Tempest Lantern 20K only)                                  | \$455  |
| 94800826 | Pillar Mount – Black (11"H with 3" Round Post) (For installation on raised pillar or pedestal) | \$201  |

*Fire Garden products are not available in all territories.*

# TK TORCH

## BLACK & COPPER



# TK TORCH

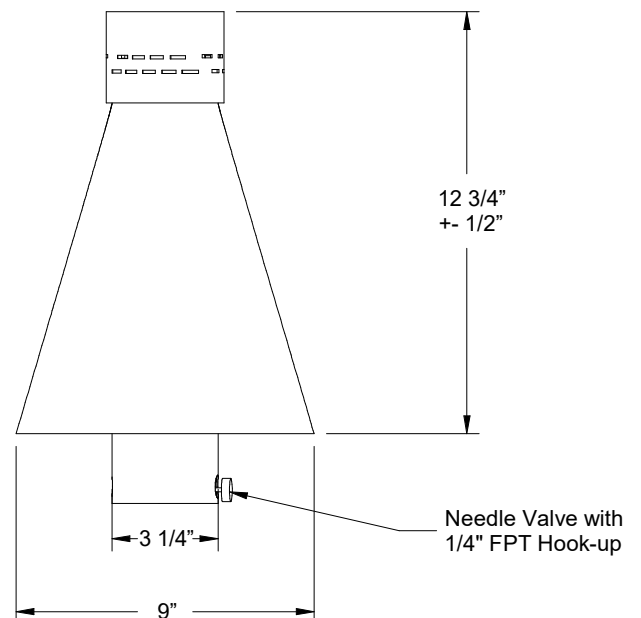
Now the backyard can have that resort feeling. How nice it is to have instant "tiki" style fire at your finger tips. No more picking up fuel; No more filling with messy oils or gel. These torches are state of the art, very robust, reliable, and built to last.



## FEATURES

- Burner assembly made of rugged #304 stainless steel for durability
- Outdoor powder coated post
- Built for Natural Gas or LP
- 25,000 BTU's
- 3-Year Warranty on hardware, 1-Year Warranty on gas controls
- Kano tops available in 2 styles: Hammered Copper or Black Finish
- Available as Post Mount or Surface Mount
- Manual Match Light

**Size:** 84" Tall (with 12" underground)  
**Burner:** TK



# TK TORCH

## BLACK & COPPER



Black Torch Head



Copper Torch Head



940-POSTMOUNT



940-POST

## TK TORCH, BLACK

| Item #         | Description   | Retail  |
|----------------|---|---------|
| TK40MAN-B-NG   | Torch Complete w/ 96" Post - Black, NG                      | \$1,027 |
| TK40MAN-B-LP   | Torch Complete w/ 96" Post - Black, LP                      | \$1,027 |
| TKHD40MAN-B-NG | Torch Head Only - Black, NG (Must select a mounting option) | \$705   |
| TKHD40MAN-B-LP | Torch Head Only - Black, LP (Must select a mounting option) | \$705   |

## TK TORCH, COPPER

| Item #         | Description  | Retail  |
|----------------|--|---------|
| TK40MAN-C-NG   | Torch Complete w/ 96" Post - Copper, NG                      | \$1,027 |
| TK40MAN-C-LP   | Torch Complete w/ 96" Post - Copper, LP                      | \$1,027 |
| TKHD40MAN-C-NG | Torch Head Only - Copper, NG (Must select a mounting option) | \$705   |
| TKHD40MAN-C-LP | Torch Head Only - Copper, LP (Must select a mounting option) | \$705   |

## ACCESSORIES

| Item #        | Description                                  | Retail |
|---------------|--|--------|
| FPC-TK TORCH  | Cover TK Torch                               | \$80   |
| 940-POSTMOUNT | Post Mount for TK Post                       | \$521  |
| 940-POST      | Post for TK Torch , 96"                      | \$368  |
| 580-TIKI      | Quick Disconnect Hose / Assembly 144" x 3/8" | \$121  |

TORCHES



SCAN TO  
LEARN MORE!

Select a Torch, LP Remote, Riser, and Mount to make a complete light. Must be wired to a Lumien Transformer.

## TORCH *(Brass - Antique Finish. Includes Lead Wire)*

| Item #    | Series                     | Watts | Kelvin     | Lumens | Color Changing | Beam Spread | Retail   |
|-----------|----------------------------|-------|------------|--------|----------------|-------------|----------|
| A9B2-7W-A | Pro                        | 7     | 2700-5700K | 159    | Yes            | 50-110°     | \$394.14 |
| LP-REMOTE | Remote Control, Lumien PRO |       |            |        |                |             | \$119.66 |

## RISERS *(Brass - Antique Finish) (Required)*


| Item #  | Description            | Retail   |
|---------|------------------------|----------|
| LAB-192 | 48.5" Tiki Torch Riser | \$394.29 |
| LAB-086 | 14" Riser              | \$136.77 |
| LAB-085 | 4" Riser               | \$68.40  |

## MOUNTS

| Item #  | Description                          | Retail  |
|---------|--------------------------------------|---------|
| LAP-005 | 15" Commercial Ground Spike, Plastic | \$71.96 |
| LAS-002 | 12" Trident Stake, Stainless Steel   | \$85.49 |

## TRANSFORMERS

| Item #   | Smart Technology | Wattage Input | Voltage Output | Zones | Retail   |
|----------|------------------|---------------|----------------|-------|----------|
| TR-150-S | No               | 150           | 12/15V         | 1     | \$427.14 |
| TR-300-S | No               | 300           | 12/15V         | 1     | \$492.86 |



# OUTDOOR GAS FIREPLACES & FIREBOXES

## TRADITIONAL | LINEAR

REV: 03/02/26

Outdoor Gas Fireplaces make entertaining easy and convenient but factors such as safety, function, and aesthetics should all be considered when making your choice. It's helpful to know the fireplace types, installation parameters, features and benefits of each type of appliance before purchasing a fireplace. Take a moment to get a better understanding of the fireplace types before planning your project. Always refer to the owner's manual for proper installation practices.

### LITERATURE

| Item #  | Description                           |
|---------|---------------------------------------|
| 01064   | Carol Rose Fireplaces & Fireboxes     |
| 785724M | Superior VRE 3200 VF Fireplace        |
| 785704M | Superior VRE 4600 VF Linear Fireplace |
| 785723M | Superior VRE 4200 VF Firebox          |
| 785692M | Superior Mega-Flame VF Gas Logs       |

## TABLE OF CONTENTS

### TRADITIONAL VENTLESS FIREPLACE

Carol Rose 36" & 42" Fireplaces ..... 2  
 Superior 36" & 42" Fireplaces ..... 3

### TRADITIONAL VENTLESS GAS FIREBOXES

Carol Rose 36" & 42" Fireboxes ..... 4  
 Carol Rose Firebox Burners & Logs ..... 5  
 Superior 36" & 42" Fireboxes ..... 6  
 Superior Firebox Burners & Logs ..... 7

### LINEAR VENTLESS FIREPLACES

Carol Rose ..... 8  
 Superior ..... 9

### KEY VALVES & KEYS

Key Valves & Keys ..... 10

# 36" & 42" FIREPLACE COMPLETE

## Gas Ventless Outdoor Fireplace



Select one Fireplace and Wildwood Log Set to make a complete fireplace. For Outdoor Use Only.

### OUTDOOR FIREPLACE (Requires Wildwood Log Set)

| Item # - NG | Item # - LP | Description  | Ignition  | Retail  |
|-------------|-------------|--|-----------|---------|
| OP36FP72MN  | OP36FP72MP  | 36" Fireplace with Stainless Steel Front & Refractory Liner (Includes Variable Remote Control. Requires 24" Wildwood Log Set.) | IPI       | \$3,259 |
| OP36FP32MN  | OP36FP32MP  | 36" Fireplace with Stainless Steel Front & Refractory Liner (Includes On/Off Switch. Requires 24" Wildwood Log Set.)           | Millivolt | \$2,919 |
| OP42FP72MN  | OP42FP72MP  | 42" Fireplace with Stainless Steel Front & Refractory Liner (Includes Variable Remote Control. Requires 30" Wildwood Log Set.) | IPI       | \$3,559 |
| OP42FP32MN  | OP42FP32MP  | 42" Fireplace with Stainless Steel Front & Refractory Liner (Includes On/Off Switch. Requires 30" Wildwood Log Set.)           | Millivolt | \$3,199 |

### LOG SET (Required)

| Item #  | Description  | Retail |
|---------|--|--------|
| OLX24WR | 24" Wildwood Refractory Log Set, 7 pc (Compatible with OP36FP) | \$455  |
| OLX30WR | 30" Wildwood Refractory Log Set, 7 pc (Compatible with OP42FP) | \$499  |

### ACCESSORIES

| Item #     | Description  | Retail |
|------------|--|--------|
| BDO36SS    | 36" SS Bi-Fold Glass Doors (Cannot be used with SS Weather Door) | \$669  |
| WD36SS     | 36" SS Weather Door (Cannot be used with SS Bi-Fold Door)        | \$355  |
| DT36SS     | 36" SS Drain Tray (Adds 1" to framing height)                    | \$429  |
| BDO42SS    | 42" SS Bi-Fold Glass Doors (Cannot be used with SS Weather Door) | \$789  |
| WD42SS     | 42" SS Weather Door (Cannot be used with SS Bi-Fold Door)        | \$395  |
| DT42SS     | 42" SS Drain Tray (Adds 1" to framing height)                    | \$509  |
| GT060      | E-Stop Gas Timer, 1 - 60 Min                                     | \$299  |
| GTCSS      | E-Stop Timer Compartment, Stainless Steel                        | \$359  |
| SKY-1001-A | Remote, On/Off - DC (Millivolt Only)                             | \$161  |

### SPECIFICATIONS

| Model     | BTU's  | Fireplace Opening | Minimum Framing Dimensions* |        |         |
|-----------|--------|-------------------|-----------------------------|--------|---------|
|           |        |                   | Width                       | Height | Depth   |
| OP36FP72M | 50,000 | 36"W x 24 1/4"H   | 41"                         | 36"*   | 19 1/4" |
| OP42FP72M | 50,000 | 40"W x 24 1/4"H   | 45"                         | 36"*   | 19 1/4" |

(\*Drain Tray Adds 1" to framing height)

# 36" & 42" FIREPLACE COMPLETE

Gas Ventless Outdoor Fireplace



OUTDOOR GAS FIREPLACES



*Superior Outdoor Fireplaces include ceramic fiber log sets and grate with choice of refractory panel style. For Outdoor Use Only.*

## OUTDOOR FIREPLACE

| Item #       | Description  | Refractory Panels | Retail  |
|--------------|--|-------------------|---------|
| VRE3236ZENWS | 36" Fireplace w/ Electronic Ignition, NG (Includes Variable Remote Control.) | White Stacked     | \$3,899 |
| VRE3236ZENWH | 36" Fireplace w/ Electronic Ignition, NG (Includes Variable Remote Control.) | White Herringbone | \$3,999 |
| VRE3242ZENWS | 42" Fireplace w/ Electronic Ignition, NG (Includes Variable Remote Control.) | White Stacked     | \$4,249 |
| VRE3242ZENWH | 42" Fireplace w/ Electronic Ignition, NG (Includes Variable Remote Control.) | White Herringbone | \$4,359 |

## ACCESSORIES

| Item #     | Description   | Retail |
|------------|---|--------|
| DPSS36     | 36" Drain Pan (Increases framing height by 3/4")          | \$314  |
| WC36SL     | 36" Outdoor Weather Cover, Stainless Steel                | \$472  |
| HOOD36ODSL | 36" Outdoor Hood Kit, Brushed Stainless Steel             | \$314  |
| DPSS42     | 42" Drain Pan (Increases framing height by 3/4")          | \$427  |
| WC42SL     | 42" Outdoor Weather Cover, Stainless Steel                | \$506  |
| HOOD42ODSL | 42" Outdoor Hood Kit, Brushed Stainless Steel             | \$371  |
| GCKSLXNP   | Conversion Kit, NG to LP (For use with 36" and 42" units) | \$137  |
| FDVS       | Decorative Volcanic Stone (3 lbs)                         | \$34   |



White Stacked Refractory Panel



White Herringbone Refractory Panel



Weather Cover

## SPECIFICATIONS

| Model   | BTU's         | Fireplace Opening | Minimum Framing Dimensions* |            |         |
|---------|---------------|-------------------|-----------------------------|------------|---------|
|         |               |                   | Width                       | Height     | Depth   |
| VRE3236 | 30,000-45,000 | 37"W x 28 1/2"H   | 42 3/4"                     | 46 1/2"*** | 20 1/2" |
| VRE3242 | 30,000-45,000 | 43"W x 28 1/2"H   | 48 3/4"                     | 46 1/2"*** | 20 1/2" |

\*\*Add 3/4" if using Drain Pan

\* Consult a manual for complete installation requirements.

# 36" & 42" FIREBOX

## Gas Ventless Fireboxes

The Carol Rose Outdoor Fireplace Collection includes complete outdoor fireplace systems, contemporary burners and traditional log sets and burners. All our outdoor hearth products feature stainless steel for all exterior surfaces to provide lasting beauty. With its concealed controls, your outdoor fireplace will present a clean sleek look.



Select one Ventless Outdoor Firebox, Loft Series Contemporary Burner or Wildwood Log Set w/Harmony Burner (see page 5) to make a complete fireplace. For Outdoor Use Only.

### VENTLESS OUTDOOR FIREBOX (Requires Burner and Logs, see page 5)

| Item #    | Description   | Requires Burner | Retail  |
|-----------|---|-----------------|---------|
| OP36FB2MF | 36" Firebox with Stainless Steel Front & Refractory Brick | 24" Burner      | \$1,719 |
| OP42FB2MF | 42" Firebox with Stainless Steel Front & Refractory Brick | 30" Burner      | \$1,879 |

### ACCESSORIES

| Item #  | Description  | Retail |
|---------|--|--------|
| BDO36SS | 36" SS Bi-Fold Glass Doors (Cannot be used with SS Weather Door) | \$669  |
| WD36SS  | 36" SS Weather Door (Cannot be used with SS Bi-Fold Door)        | \$355  |
| DT36SS  | 36" SS Drain Tray (Adds 1" to framing height)                    | \$429  |
| BDO42SS | 42" SS Bi-Fold Glass Doors (Cannot be used with SS Weather Door) | \$789  |
| WD42SS  | 42" SS Weather Door (Cannot be used with SS Bi-Fold Door)        | \$395  |
| DT42SS  | 42" SS Drain Tray (Adds 1" to framing height)                    | \$509  |



Bi-Fold Glass Doors



Weather Door



Drain Tray

### SPECIFICATIONS

| Model     | Fireplace Opening | Minimum Framing Dimensions* |        |         |
|-----------|-------------------|-----------------------------|--------|---------|
|           |                   | Width                       | Height | Depth   |
| OP36FB2MF | 36"W x 24 1/4"H   | 41"                         | 36"*   | 19 1/4" |
| OP42FB2MF | 40"W x 24 1/4"H   | 45"                         | 36"*   | 19 1/4" |

(\*Drain Tray Adds 1" to framing height)

# 24" & 30" BURNERS & LOGS

Gas Ventless

24" log sets are compatible with large 36" fireboxes. 30" sets are compatible with larger 42" fireplaces.  
For Outdoor Use Only.

## LOFT SERIES CONTEMPORARY BURNER *(For use with Outdoor Firebox.)*

| Item # - NG | Item # - LP | Description  | BTU's  | Retail  |
|-------------|-------------|--|--------|---------|
| OLI24N      | OLI24P      | 24" Loft Burner, Intermittent Ignition<br>(Includes Variable Remote Control) | 36,000 | \$1,639 |
| OLI30N      | OLI30P      | 30" Loft Burner, Intermittent Ignition<br>(Includes Variable Remote Control) | 40,000 | \$1,749 |

## HARMONY BURNERS *(For use with Outdoor Firebox. Log Set Required)*

| Item # - NG | Item # - LP | Description  | BTU's  | Retail  |
|-------------|-------------|--|--------|---------|
| ONI24N      | ONI24P      | 24" Harmony Burner, Intermittent Ignition<br>(Includes Variable Remote Control, Requires 24" Wildwood Log Set) | 50,000 | \$1,659 |
| ONR24N      | ONR24P      | 24" Harmony Burner, Millivolt Ignition<br>(Includes On/Off Switch, Requires 24" Wildwood Log Set)              | 50,000 | \$1,179 |
| ONI30N      | ONI30P      | 30" Harmony Burner, Intermittent Ignition<br>(Includes Variable Remote Control, Requires 30" Wildwood Log Set) | 50,000 | \$1,739 |
| ONR30N      | ONR30P      | 30" Harmony Burner, Millivolt Ignition<br>(Includes On/Off Switch, Requires 30" Wildwood Log Set)              | 50,000 | \$1,289 |

## WILDWOOD LOG SET *(For use with Outdoor Firebox. Harmony Burner Required)*

| Item #  | Description   | Retail |
|---------|---|--------|
| OLX24WR | 24" Wildwood Refractory Log set, 7 pc (Requires 24" Harmony Burner) | \$455  |
| OLX30WR | 30" Wildwood Refractory Log set, 7 pc (Requires 30" Harmony Burner) | \$499  |

## ACCESSORIES

| Item #     | Description                               | Retail |
|------------|---|--------|
| GT060      | E-Stop Gas Timer, 1 - 60 Min              | \$299  |
| GTCSS      | E-Stop Timer Compartment, Stainless Steel | \$359  |
| SKY-1001-A | Remote, On/Off - DC (Millivolt Only)      | \$161  |



Loft IPI Burner



Wildwood Log Set

# 36" & 42" FIREBOXES

Ventless Fireboxes



Select a Firebox plus a Log Set and a Burner to make a complete fireplace. Choose between two refractory panel styles. For Outdoor Use Only.

## VENTLESS FIREBOX *(Giant Timber Logs & Burner Sold Separately. See page 7 for Log Set.)*

| Item #    | Description | Refractory Panels | Log Set & Burner Size    | Retail  |
|-----------|-------------|-------------------|--------------------------|---------|
| VRE4236WS | 36" Firebox | White Stacked     | 24" Log Set & 24" Burner | \$2,179 |
| VRE4236WH | 36" Firebox | White Herringbone | 24" Log Set & 24" Burner | \$2,289 |
| VRE4242WS | 42" Firebox | White Stacked     | 30" Log Set & 24" Burner | \$2,649 |
| VRE4242WH | 42" Firebox | White Herringbone | 30" Log Set & 24" Burner | \$2,779 |

## ACCESSORIES

| Item #     | Description                                      | Retail |
|------------|--|--------|
| DPSS36     | 36" Drain Pan (Increases framing height by 3/4") | \$314  |
| HOOD36ODSL | 36" Outdoor Hood Kit, Brushed Stainless Steel    | \$314  |
| DPSS42     | 42" Drain Pan (Increases framing height by 3/4") | \$427  |
| HOOD42ODSL | 42" Outdoor Hood Kit, Brushed Stainless Steel    | \$371  |



White Stacked Refractory Panel



White Herringbone Refractory Panel

## SPECIFICATIONS

| Model   | Fireplace Opening | Minimum Framing Dimensions* |          |         |
|---------|-------------------|-----------------------------|----------|---------|
|         |                   | Width                       | Height   | Depth   |
| VRE4236 | 36"W x 28"H       | 42 3/4"                     | 46 1/2"* | 20 1/2" |
| VRE4242 | 42"W x 28"H       | 48 3/4"                     | 46 1/2"* | 20 1/2" |

\*Add 3/4" if using Drain Pan

# GAS LOGS & BURNERS

Ventless & Vented Outdoor Gas Logs



OUTDOOR GAS FIREPLACES



Select a Log Set (using 2 part numbers ending with TA + TB) and a Burner to make a complete log set. 24" sets are compatible with large 36" fireboxes. 30" sets are compatible with larger 42" fireplaces. 36" sets are compatible with a 48" and larger firebox. For Outdoor Use Only.

## MEGA-FLAME LOG SETS (Choose 2 - TA & TB of the same name/size, Requires Burner)

| Item #   | Description                               | Burner Size Required | Retail |
|----------|---|----------------------|--------|
| LMF24GTA | Giant Timbers 24" Logs, Concrete (1 of 2) | 24"                  | \$209  |
| LMF24GTB | Giant Timbers 24" Logs, Concrete (2 of 2) | 24"                  | \$209  |
| LMF30GTA | Giant Timbers 30" Logs, Concrete (1 of 2) | 24"                  | \$259  |
| LMF30GTB | Giant Timbers 30" Logs, Concrete (2 of 2) | 24"                  | \$259  |
| LMF36GTA | Giant Timbers 36" Logs, Concrete (1 of 2) | 30"                  | \$279  |
| LMF36GTB | Giant Timbers 36" Logs, Concrete (2 of 2) | 30"                  | \$279  |

## BURNERS (Includes Variable Remote Control. Requires Log Set)

| Item # - NG | Item # - LP | Description  | BTU's         | Retail  |
|-------------|-------------|--|---------------|---------|
| MNF24ONE    | MNF24OPE    | 24" Ember Bed Stainless Burner, Electronic Ignition<br>(Requires 24" or 30" Giant Timbers Log Set) | 29,000-40,000 | \$1,929 |
| MNF30ONE    | MNF30OPE    | 30" Ember Bed Stainless Burner, Electronic Ignition<br>(Requires 36" Giant Timbers Log Set)        | 29,000-40,000 | \$2,139 |

## OPTIONAL ACCESSORIES

| Item # | Description                                    | Retail |
|--------|--|--------|
| LAMF   | Accessory Log Kit for Giant Timbers            | \$224  |
| FDVS   | Decorative Volcanic Stone (3 lbs)              | \$34   |
| GA6080 | Damper Clamp (Required in vented applications) | \$34   |
| GA6050 | Black Fireplace Hood                           | \$157  |



Giant Timbers, Concrete



Accessory Log Kit for Giant Timbers (LAMF)

# LINEAR OUTDOOR FIREPLACES

Ventless Single Sided & See-Through



Select one Linear Fireplace and Accent LED Glass (decorative glass may be added to area surrounding burner) to make a complete fireplace. See below for framing dimensions. For Outdoor Use Only.

## LINEAR OUTDOOR FIREPLACES (Requires Accent Glass)

| Item # - NG | Item # - LP | Description                  | Type         | Retail  |
|-------------|-------------|------------------------------|--------------|---------|
| OLL48FP12SN | OLL48FP12SP | 48" Linear Outdoor Fireplace | Single-Sided | \$4,359 |
| OLL48SP12SN | OLL48SP12SP | 48" Linear Outdoor Fireplace | See-Through  | \$4,659 |
| OLL60FP12SN | OLL60FP12SP | 60" Linear Outdoor Fireplace | Single-Sided | \$5,545 |
| OLL60SP12SN | OLL60SP12SP | 60" Linear Outdoor Fireplace | See-Through  | \$5,679 |

## ACCENT LED GLASS (Required)

(Translucent) (8 sq ft required for 48" Unit, 10 sq ft required for 60" Unit)

| Item # | Description                          | Retail |
|--------|--------------------------------------|--------|
| DG1CLF | Crushed Glass, Clear Frost (1 sq ft) | \$83   |
| DG1BZR | Crushed Glass, Bronze (1 sq ft)      | \$83   |
| DG1BCR | Crushed Glass, Copper (1 sq ft)      | \$83   |

## ACCESSORIES

| Item #  | Description   | Retail |
|---------|---|--------|
| DT48LSS | Drain Tray, Linear, SS* (48" & 60")                           | \$395  |
| WD48LSS | Weather Door, 48" Linear, SS**                                | \$325  |
| WG48LT1 | Wind Guard 7"H, 48" Linear ** (Taller for windy applications) | \$285  |
| WD60LSS | Weather Door, 60" Linear, SS**                                | \$409  |
| WG60LT1 | Wind Guard 7"H, 60" Linear** (Taller for windy applications)  | \$339  |
| GT060   | E-Stop Gas Timer, 1 - 60 Min                                  | \$299  |
| GTCSS   | E-Stop Timer Compartment, Stainless Steel                     | \$359  |

## SPECIFICATIONS

| Model   | BTU's  | Fireplace Opening | Minimum Framing Dimensions* |            |          |
|---------|--------|-------------------|-----------------------------|------------|----------|
|         |        |                   | Width                       | Height     | Depth    |
| OLL48FP | 55,000 | 48"W x 16 3/16"H  | 52"                         | 40 13/16"* | 19 1/16" |
| OLL48SP | 55,000 | 48"W x 16 3/16"H  | 52"                         | 40 13/16"* | 22 3/16" |
| OLL60FP | 65,000 | 60"W x 16 3/16"H  | 64"                         | 31"*       | 19 1/4"  |
| OLL60SP | 65,000 | 60"W x 16 3/16"H  | 64"                         | 31"*       | 22 1/2"  |

\*Drain Tray Adds 1" to framing height

\*\*Single-Sided requires 1, See-Through Requires 2

# LINEAR OUTDOOR FIREPLACES

## Ventless Single Sided & See Through

**Superior**  
FIREPLACES®

OUTDOOR GAS FIREPLACES

The VRE4600 Linear Outdoor Fireplace includes full spectrum adjustable LED interior lights, a wall-mounted control box with on/off, high/low ignition controls and Diamond Crystal large crushed glass media. Customers can customize with an optional see-through conversion kit, Onyx Black Crystal and Sapphire Blue Crystal large crushed glass media and on/off, high/low, remote controls. For Outdoor Use Only.

## LINEAR OUTDOOR FIREPLACES

| Item #     | Description   | Retail  |
|------------|---|---------|
| ODLVF48ZEN | 48" Outdoor Linear Fireplace, Electronic Ignition, NG | \$6,379 |
| ODLVF60ZEN | 60" Outdoor Linear Fireplace, Electronic Ignition, NG | \$7,099 |
| ODLVF72ZEN | 72" Outdoor Linear Fireplace, Electronic Ignition, NG | \$8,669 |

## SEE-THROUGH CONVERSION KITS

| Item #  | Description                    | Retail  |
|---------|--------------------------------|---------|
| LHOST48 | 48" See Through Conversion Kit | \$865   |
| LHOST60 | 60" See Through Conversion Kit | \$1,045 |
| LHOST72 | 72" See Through Conversion Kit | \$1,146 |

## ACCESSORIES

| Item #       | Description  | Retail  |
|--------------|--|---------|
| GLO-BLACK    | Crushed Glass, Large Onyx Black (5 lb bag)               | \$90    |
| GLO-CRYSTAL  | Crushed Glass, Large Diamond Crystal (5 lb bag)          | \$90    |
| GLO-SAPPHIRE | Crushed Glass, Large Sapphire Blue (5 lb bag)            | \$90    |
| EF-BRCK      | Remote, On/Off, High/Low Electronic                      | \$168   |
| EF-WWRCK     | Remote, Wireless Wall Mount, On/Off, High/Low Electronic | \$168   |
| BLWS48-B     | 48" Stainless Steel Outdoor Weather Cover**              | \$865   |
| BLWS60-B     | 60" Stainless Steel Outdoor Weather Cover**              | \$1,101 |
| BLWS72-B     | 72" Stainless Steel Outdoor Weather Cover**              | \$1,348 |

## PROPANE CONVERSION KITS

| Item # | Description                             | Retail |
|--------|---|--------|
| LPK2   | 48" Conversion Kit, Electronic NG to LP | \$137  |
| LPK3   | 60" Conversion Kit, Electronic NG to LP | \$137  |
| LPK4   | 72" Conversion Kit, Electronic NG to LP | \$137  |

## SPECIFICATIONS

| Model      | BTU's         | Fireplace Opening | Minimum Framing Dimensions* |        |                                |
|------------|---------------|-------------------|-----------------------------|--------|--------------------------------|
|            |               |                   | Width                       | Height | Depth                          |
| ODLVF48ZEN | 24,500-43,500 | 48"W x 16"H       | 52 ½"                       | 37 ¾"  | 16 ¼" Single / 15" See-Through |
| ODLVF60ZEN | 36,000-50,000 | 60"W x 16"H       | 64 ½"                       | 37 ¾"  | 16 ¼" Single / 15" See-Through |
| ODLVF72ZEN | 42,000-65,000 | 72"W x 16"H       | 76 ½"                       | 37 ¾"  | 16 ¼" Single / 15" See-Through |

\*\*Single-Sided requires 1, See-Through Requires 2

\* Consult a manual for complete installation requirements.

# VALVES & KEYS

## DANTE VALVE COMBO PACK

Includes: Dante Valve, Floor Plate, and Key

| Item #       | Description                                    | Retail |
|--------------|--|--------|
| CP.910.BR    | Straight 1/2" Valve, Brass w/ Key              | \$34   |
| CP.910.CR    | Straight 1/2" Valve, Chrome w/ Key             | \$34   |
| CP.910.FB    | Straight 1/2" Valve, Black w/ Key - <b>NEW</b> | \$46   |
| CP.911.BR    | Angled 1/2" Valve, Brass w/ Key                | \$34   |
| CP.911.CR    | Angled 1/2" Valve, Chrome w/ Key               | \$34   |
| CP.911.FB    | Angled 1/2" Valve, Black w/ Key - <b>NEW</b>   | \$46   |
| CP.BVS2.CR.B | Straight 3/4" Valve, Chrome (Key Not Included) | \$52   |



Straight Valve, Brass



Angled Valve, Brass

## KEYS

A universal gas key is the perfect tool for controlling gas in your fireplace. Works with 1/4" and 5/16" socket sizes.

| Item #    | Description               | Retail |
|-----------|---------------------------|--------|
| NKY.3.BR  | 3" Gas Valve Key, Brass   | \$7    |
| NKY.3.CR  | 3" Gas Valve Key, Chrome  | \$7    |
| NKY.8.BR  | 8" Gas Valve Key, Brass   | \$10   |
| NKY.8.CR  | 8" Gas Valve Key, Chrome  | \$10   |
| NKY.12.BR | 12" Gas Valve Key, Brass  | \$15   |
| NKY.12.CR | 12" Gas Valve Key, Chrome | \$15   |
| NKY.18.BR | 18" Gas Valve Key, Brass  | \$21   |
| NKY.18.CR | 18" Gas Valve Key, Chrome | \$21   |
| NKY.24.BR | 24" Gas Valve Key, Brass  | \$28   |
| NKY.24.CR | 24" Gas Valve Key, Chrome | \$28   |



3" Polished Brass Key



3" Polished Chrome Key



Long Keys



Scan QR Code  
for current  
pricing.

STONE AGE OUTDOOR

# STONE AGE OUTDOOR LIVING KITS

FIREPLACES | PIZZA OVENS | FIRE PITS

REV: 02/25/26

## TABLE OF CONTENTS

### OUTDOOR FIREPLACE KITS

- Why Use a Stone Age Kit?..... 2
- Contractor Series ..... 4
- Standard Series ..... 4
- New Age Series ..... 8
- New Age Chimney Systems..... 10

### PIZZA OVEN KITS


- Vecchio/Mezzo/Amerigo ..... 12

### PIZZA OVEN/FIREPLACE COMBOS


- Mezzo Vent Free ..... 12
- Caminetto Medeo & Grande ..... 14

### FIRE PIT KITS

- Short Round ..... 15
- Tall Round ..... 15
- Large Round ..... 15
- Square/Rectangular ..... 15
- Gas Burner Kits for Fire Pits ..... 16



# WHY USE STONE AGE OUTDOOR FIREPLACE KITS?



STONE AGE OUTDOOR

## WHY USE AN OUTDOOR FIREPLACE KIT:

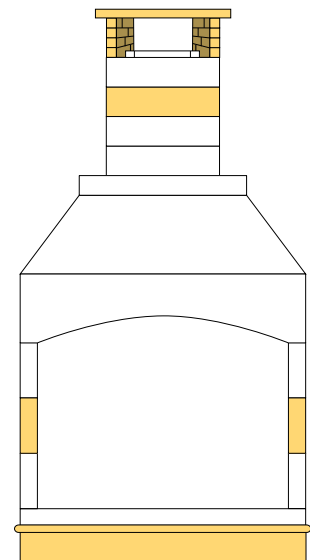
Outdoor Fireplace Kits make installing an outdoor fireplace faster and easier. Instead of spending hours or even days constructing the framework of an outdoor fireplace from scratch out of blocks, Stone Age Manufacturing kits arrive on a compact pallet and assemble in just 3-4 hours with the labor of only two people.

## CUSTOMIZABLE

*Adjust the height of your fireplace in a variety of ways or add wood storage boxes*

- Install a custom base or hearth to the height you want. Use natural stone or other materials (risers and hearth included in Standard Series)
- Use a firebox extension to increase the height of your firebox
- Add flue extensions to reach desired height (check local codes for max height)
- Install a metal or stone chimney cap to finish the fireplace

*Customize fireplace kits with accessories to reach the height you want.*



# BENEFITS OF STONE AGE OUTDOOR FIREPLACE KITS



STONE AGE OUTDOOR

## QUICK & EASY INSTALLATION

Once your concrete footing is ready, Stone Age kits require only 2 people to install in 3-4 hours and can be veneered the same day.



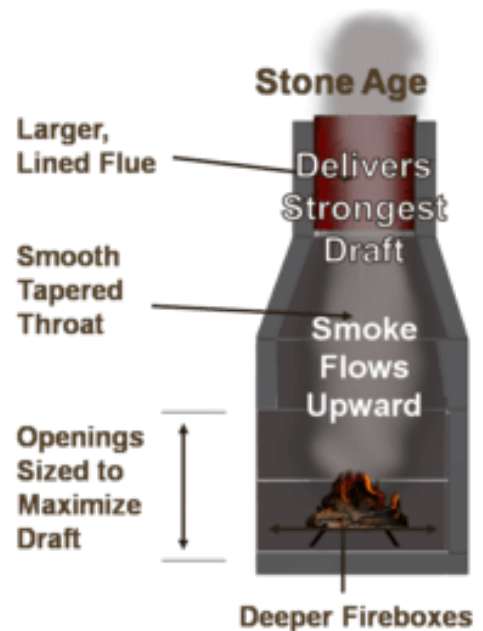
## QUALITY CONSTRUCTION

Stone Age kits are solid construction, not hollow and are made from refractory cement reinforced with rebar.



## PROPER DRAFT

Design takes the guesswork out of creating a proper draft and great fires. Larger flue keeps smoke flowing upward and not out of the front of the fireplace.



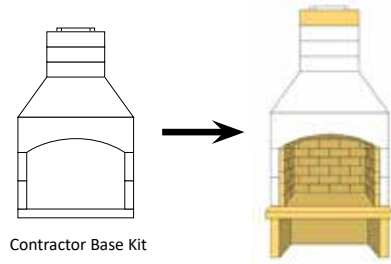
# TRADITIONAL OUTDOOR FIREPLACE KITS

## Contractor & Standard



The **Contractor Series** offers Stone Age design and materials distilled down to its essential components of fireplace and chimney. Customize height with additional options such as firebox and flue extensions.

The **Standard Series** includes the Contractor base kit, plus firebrick, an additional flue extension, 18" risers, and hearth.



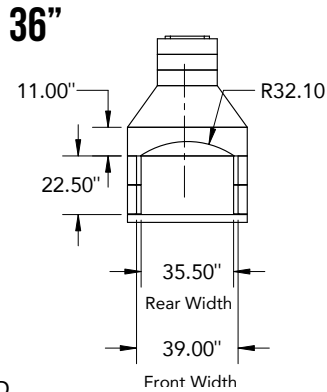
Contractor Base Kit

Standard Fireplace Series

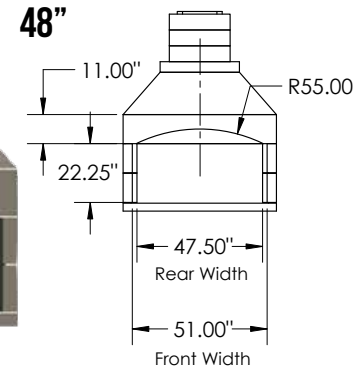
### CONTRACTOR FIREPLACE KIT *Includes base kit, plus 3 flue extensions (6" each)*



**Overall Dimensions:**  
73.5"H x 46"W x 33"D  
**Weight:** 1,250 lbs.



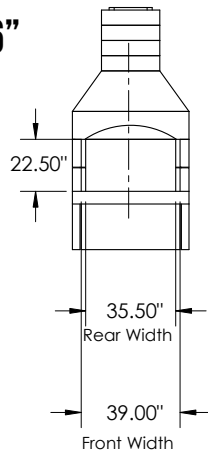
**Overall Dimensions:**  
77.5"H x 58"W x 33"D  
**Weight:** 1,490 lbs.



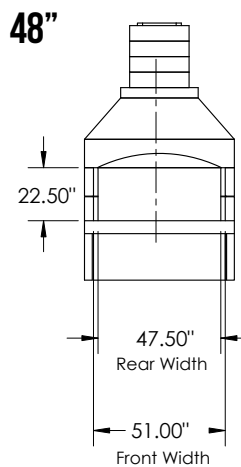
### STANDARD FIREPLACE KIT *Includes base kit, plus 4 flue extensions (6" each), firebrick, 18" risers and hearth.*



**Overall Dimensions:**  
98.4"H x 46"W x 40"D  
**Weight:** 2,190 lbs.



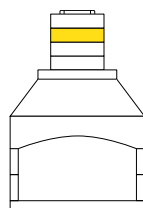
**Overall Dimensions:**  
102.75"H x 58"W x 40"  
**Weight:** 2,400 lbs.



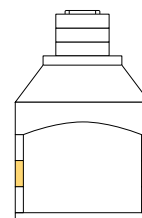
## ACCESSORIES



Wood Storage Box - Arched  
(Straight Available)  
36"H x 36"W x 33"D



6" Flue Extension  
18" x 18" x 6"



11.5" Firebox Extension



**NOTES:** Firebox widths are without Firebrick.

# TRADITIONAL OUTDOOR FIREPLACE KITS

Contractor & Standard



## CONTRACTOR FIREPLACE KIT *Includes base kit, plus 3 flue extensions (6" each).*

| Item # - Arched Lintel | Item # - Straight Lintel | Description                       | Retail  |
|------------------------|--------------------------|-----------------------------------|---------|
| SA-36CN                | SA-36CN-SL               | 36" Contractor Kit - Single Sided | \$3,103 |
| SA-36CN-SEETHRU        | SA-36CN-SL-SEETHRU       | 36" Contractor Kit - See-Thru     | \$3,103 |
| SA-48CN                | SA-48CN-SL               | 48" Contractor Kit - Single Sided | \$3,757 |
| SA-48CN-SEETHRU        | SA-48CN-SL-SEETHRU       | 48" Contractor Kit - See-Thru     | \$3,757 |

## STANDARD FIREPLACE KIT *Includes base kit, plus 4 flue extensions (6" each), firebrick, 18" risers and hearth.*

| Item # - Arched Lintel | Item # - Straight Lintel | Description                     | Retail  |
|------------------------|--------------------------|---------------------------------|---------|
| SA-36STD-K             | SA-36STD-SL-K            | 36" Standard Kit - Single Sided | \$4,754 |
| SA-36STD-SEETHRU-K     | SA-36STD-SL-SEETHRU-K    | 36" Standard Kit - See Thru     | \$4,754 |
| SA-48STD-K             | SA-48STD-SL-K            | 48" Standard Kit - Single Sided | \$5,741 |

## WOOD STORAGE BOXES

| Item # - Arched | Item # - Straight | Description                           | Retail  |
|-----------------|-------------------|---------------------------------------|---------|
| SA-WCA-K        | SA-WCS-K          | Wood Storage Box (36"H x 36"W x 33"D) | \$1,275 |
| SA-WAA-K        | —                 | Angled Adapter for Wood Storage Box   | \$636   |

## ACCESSORIES

| Item #       | Description                                | Retail |
|--------------|--|--------|
| SA-APRM      | Hi-Temp Mortar Mix - 60 lb Bucket          | \$150  |
| SA-MXTH      | Xtreme Heat Mortar Mix - 60 lb Bucket      | \$195  |
| SA-FL-EXT    | 6" Flue Extension                          | \$125  |
| SA-SFB-WHT   | Firebrick - White Splits                   | \$3.50 |
| SA-36-EXT    | 36" Single Sided Firebox Extension - 11 ½" | \$673  |
| SA-36-ST-EXT | 36" See Thru Firebox Extension - 11 ½"     | \$447  |
| SA-48-EXT    | 48" Single Sided Firebox Extension - 11 ½" | \$787  |
| SA-48-ST-EXT | 48" See Thru Firebox Extension - 11 ½"     | \$447  |

## SPECIFICATIONS

**Finishing Requirements:** *Hi-Temp Mortar (SA-APRM or SA-MXTH) required for assembly and warranty.*

| Item #            | Mortar for Assembly       | Mortar for Veneer         | Sq. Ft. of Veneer | Linear Ft of Veneer Corners | Firebrick Required |
|-------------------|---------------------------|---------------------------|-------------------|-----------------------------|--------------------|
| SA-36CN           | 4 Buckets                 | 4 Buckets                 | 85                | 26                          | 85 Splits          |
| SA-36CN See-Thru  | 4 Buckets                 | 4 Buckets                 | 79                | 26                          | 61 Splits          |
| SA-48CN           | 5 Buckets                 | 5 Buckets                 | 109               | 26                          | 105 Splits         |
| SA-48CN See-Thru  | 5 Buckets                 | 5 Buckets                 | 101               | 26                          | 73 Splits          |
| SA-36STD          | 4 Buckets                 | 4 Buckets                 | 100               | 32                          | Included           |
| SA-36STD See-Thru | 4 Buckets                 | 4 Buckets                 | 94                | 32                          | Included           |
| SA-48STD          | 5 Buckets                 | 5 Buckets                 | 125               | 32                          | Included           |
| SA-FL-EXT         | 1 Bucket per 8 Extensions | 1 Bucket per 8 Extensions | 4 per Extension   | 2 per Extension             | N/A                |

**CURE TIME:** *For proper curing, please wait a minimum of 28 days before lighting any fires.*

**CONCRETE FOOTING REQUIRED** — *check local codes, but we recommend extending down to the frost line in your area.*

# NEW AGE FIREPLACE SERIES

Why Choose a Zero-Clearance Fireplace Kit



STONE AGE OUTDOOR



## INDOOR/OUTDOOR

New Age fireplace kits are UL-127/ULC-S610 Certified for outdoor or indoor applications, and ICC-ES AC156 Certified for Seismic Resistance. Use vented gas logs or wood burning.



## MODERN LOOK

The flat top design of New Age Fireplace kits, not only gives a modern look, but also makes for easy construction and mounting televisions above fireplaces.



## PAVILIONS AND PERGOLAS

The Zero Clearance rating for New Age kits means you can build directly onto the base kit, which means they build seamlessly and safely into backyard pavilions and pergolas.

# NEW AGE FIREPLACE SERIES

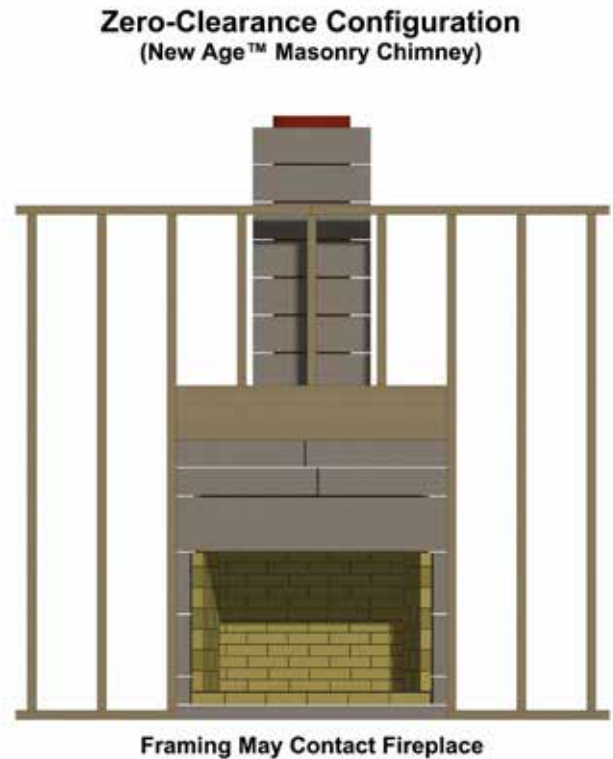
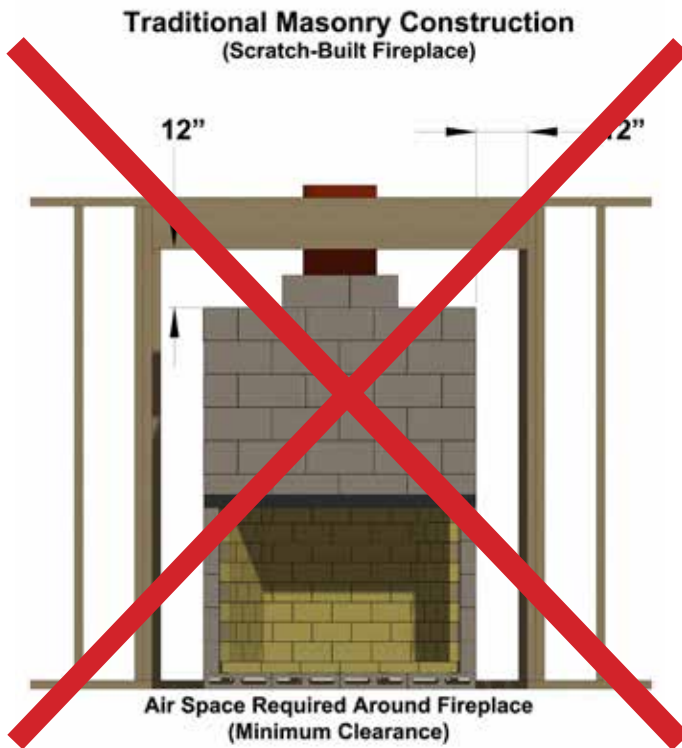
Benefits of Fireplace Kits



## ZERO CLEARANCE

The design of New Age masonry chimneys incorporates the necessary “air gap” making it possible for framing to be in contact with the fireplace. A clay flue sits separately inside concrete outer blocks giving the fireplace its Zero Clearance rating.

STONE AGE OUTDOOR



## QUICK & EASY INSTALLATION

Once your concrete footing is ready, New Age kits require only 2 people to install in 3-4 hours and can be veneered the same day.



# INDOOR/OUTDOOR FIREPLACE KITS

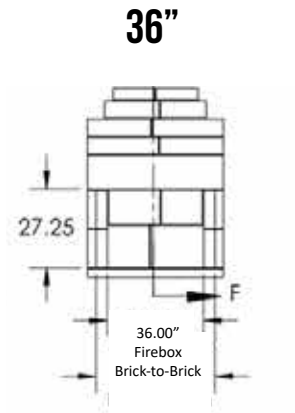
New Age Zero Clearance



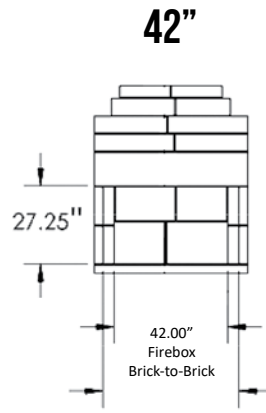
New Age fireplace kits are rated Zero-Clearance, meaning you can safely build right up to the chimney, which makes it great for mounting TVs. New Age kits can be installed using masonry chimneys or metal pipe, in both indoor and outdoor applications

## NEW AGE FIREPLACE KITS

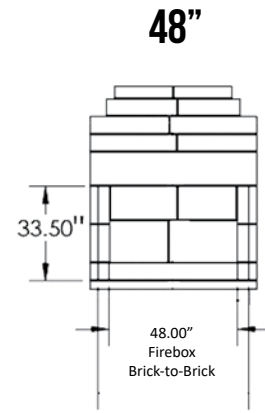
STONE AGE OUTDOOR



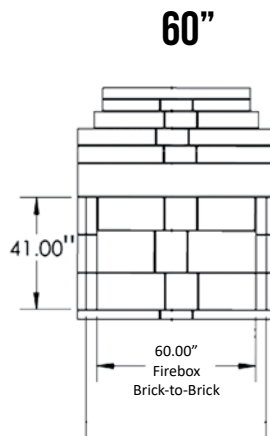
**Overall Dimensions:**  
66.5"H x 48"W x 30"D  
**Weight:** 2,300 lbs.



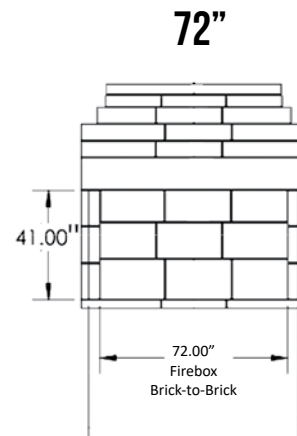
**Overall Dimensions:**  
66.5"H x 54"W x 30"D  
**Weight:** 2,500 lbs.



**Overall Dimensions:**  
72.5"H x 60"W x 30"D  
**Weight:** 2,860 lbs.



**Overall Dimensions:**  
85"H x 72"W x 30"D  
**Weight:** 3,900 lbs.



**Overall Dimensions:**  
85"H x 84"W x 30"D  
**Weight:** 4,900 lbs.

## ACCESSORIES



Wood Storage Box - Straight  
(Arched Available)  
Dimensions: 36"H x 36"W x 30"D



8" Flue Extension



Clay Flue



14" Firebox Extension

# INDOOR/OUTDOOR FIREPLACE KITS

New Age Zero Clearance



## NEW AGE FIREPLACE KITS

| Item # - Straight Lintel | Item # - Arched Lintel | Description               | Retail  |
|--------------------------|------------------------|---------------------------|---------|
| SA-NA-36                 | SA-NA-36-AL            | 36" New Age Fireplace Kit | \$3,399 |
| SA-NA-42                 | SA-NA-42-AL            | 42" New Age Fireplace Kit | \$3,787 |
| SA-NA-48                 | SA-NA-48-AL            | 48" New Age Fireplace Kit | \$4,175 |
| SA-NA-60                 |                        | 60" New Age Fireplace Kit | \$6,211 |
| SA-NA-72                 |                        | 72" New Age Fireplace Kit | \$7,143 |

## MASONRY CHIMNEY EXTENSIONS Requires both clay flue and outer block extension. 60" and 72" models require double flue. (For metal chimney, see page 11.)

| Item #    | Description                               | Compatible With             | Retail |
|-----------|---|-----------------------------|--------|
| SA-2226-8 | 8" Outer Block Flue Extension - 22" x 26" | 42", 48"; 72" (double flue) | \$148  |
| SA-FL1317 | 24" Clay Flue Tile - 13" x 17"            | 42", 48"; 72" (double flue) | \$118  |
| SA-2323-8 | 8" Outer Block Flue Extension - 23" x 23" | 36"; 60" (double flue)      | \$140  |
| SA-FL1313 | 24" Clay Flue Tile - 13" x 13"            | 36"; 60" (double flue)      | \$80   |

## WOOD STORAGE BOXES

| Item # - Straight | Item # - Arched | Description                           | Retail  |
|-------------------|-----------------|---------------------------------------|---------|
| SA-WCS-NA-K       | SA-WCA-NA-K     | Wood Storage Box (36"H x 36"W x 30"D) | \$1,275 |
| SA-WAA-NA-K       | —               | Angled Adapter for Wood Storage Box   | \$636   |

## ACCESSORIES

| Item #         | Description                           | Retail  |
|----------------|---------------------------------------|---------|
| SA-APRM        | Hi-Temp Mortar Mix - 60 lb Bucket     | \$150   |
| SA-MXTH        | Xtreme Heat Mortar Mix - 60 lb Bucket | \$195   |
| SA-FFB-WHT     | Firebrick - White Full Size           | \$3.75  |
| SA-NA-3639-EXT | 36" New Age Fireplace Extension - 14" | \$739   |
| SA-NA-4245-EXT | 42" New Age Fireplace Extension - 14" | \$787   |
| SA-NA-4851-EXT | 48" New Age Fireplace Extension - 14" | \$869   |
| NE-V942        | 42" Throat Mount Damper               | \$533   |
| NE-V948        | 48" Throat Mount Damper               | \$626   |
| NE-V360        | 60" Throat Mount Damper               | \$1,713 |
| NE-V372        | 72" Throat Mount Damper               | \$2,123 |

## SPECIFICATIONS

**Finishing Requirements:** Hi-Temp Mortar (SA-APRM or SA-MXTH) required for assembly and warranty.

| Item #   | Mortar for Assembly | Mortar for Veneer | Sq. Ft. of Veneer | Linear Ft of Veneer Corners | Firebrick Required |
|----------|---------------------|-------------------|-------------------|-----------------------------|--------------------|
| SA-NA-36 | 5 Buckets           | 4 Buckets         | 95                | 32                          | 110 Full           |
| SA-NA-42 | 6 Buckets           | 5 Buckets         | 105               | 32                          | 120 Full           |
| SA-NA-48 | 7 Buckets           | 6 Buckets         | 115               | 34                          | 150 Full           |
| SA-NA-60 | 8 Buckets           | 7 Buckets         | 140               | 36                          | 175 Full           |
| SA-NA-72 | 9 Buckets           | 8 Buckets         | 165               | 36                          | 200 Full           |

**CURE TIME:** For proper curing, please wait a minimum of 28 days before lighting any fires.

**CONCRETE FOOTING REQUIRED** — check local codes, but we recommend extending down to the frost line in your area.

# NEW AGE FIREPLACE SERIES


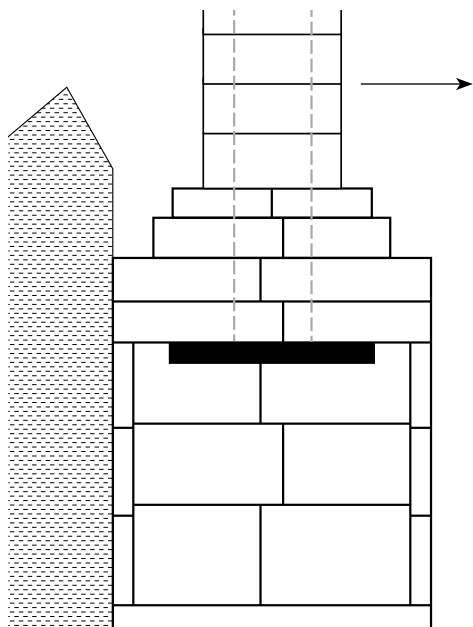
## Chimney Construction



### MASONRY CHIMNEY

New Age™ kits are available in all-masonry, zero clearance configurations, where structural framing may be placed in direct contact with the kit and its masonry chimney. A separate clay flue sits within the concrete outdoor block to create an “air gap” necessary for Zero Clearance applications. Larger fireplaces (60”, 72”) require double chimneys.

STONE AGE OUTDOOR



Air Gap



#### 8” Flue Extension Outer Blocks

Add 1 bucket of mortar per 8 additional flue extensions.



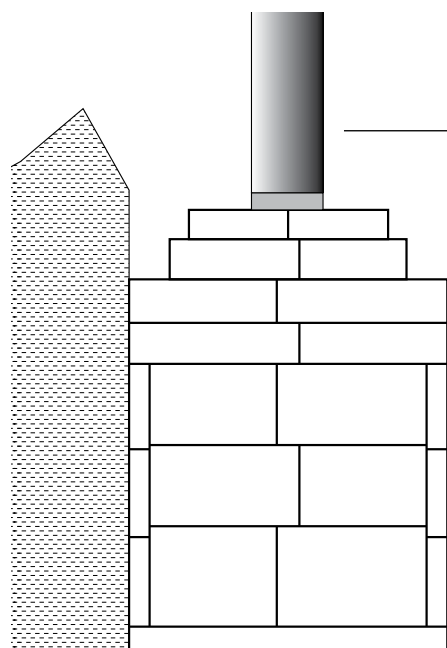
Clay Flue

| Item #    | Description                                     | Retail |
|-----------|---|--------|
| SA-2323-8 | 23” x 23” x 8” Outer Block (for 36”, 60”*)      | \$140  |
| SA-FL1313 | 13” x 13” x 24” Clay Flue (for 36”, 60”*)       | \$80   |
| SA-2226-8 | 22” x 26” x 8” Outer Block (for 42”, 48”, 72”*) | \$148  |
| SA-FL1317 | 13” x 17” x 24” Clay Flue (for 42”, 48”, 72”*)  | \$118  |

\*60” and 72” New Age models require a double chimney stack.

### METAL CHIMNEY

New Age™ kits may be used with 14” or 16” UL-103 metal chimney. However, please note that unlike our masonry flue, the metal chimney will need a 2” clearance from combustibles. Metal chimney is ideal in situations where total weight could become an issue and is around ten times faster to install vs. a masonry flue. Larger fireplaces (60”, 72”) require double chimney.



#### Chimney Adaptor

For Metal Chimney flue installations 14” or 16”



- New Age 36” = 14” Diameter
- New Age 42” = 16” Diameter
- New Age 48” = 16” Diameter
- New Age 60” = 14” Diameter x 2
- New Age 72” = 16” Diameter x 2

See page 11 for metal chimney components and pricing.

# METAL-FAB FOR NEW AGE

## Chimney Components



Chimney Sections



Elbow



Anchor Plate w/Damper



Firestop Assembly



Attic Insulation Shield

14" compatible with New Age 36" (SA-NA-36), New Age 60" (SA-NA-60 – requires double chimney)

16" compatible with New Age 42" (SA-NA-42), New Age 48" (SA-NA-48), New Age 72" (SA-NA-72 – requires double chimney)

### CHIMNEY SECTIONS

#### 14" CHIMNEY

#### 16" CHIMNEY

| Description                    | 14" Item # | 14" Retail |
|--------------------------------|------------|------------|
| 6" Chimney Length, Air Cooled  | 14AIRTG6   | \$149      |
| 12" Chimney Length, Air Cooled | 14AIRTG12  | \$162      |
| 18" Chimney Length, Air Cooled | 14AIRTG18  | \$192      |
| 36" Chimney Length, Air Cooled | 14AIRTG36  | \$307      |
| 48" Chimney Length, Air Cooled | 14AIRTG48  | \$357      |

| 16" Item # | 16" Retail |
|------------|------------|
| –          | –          |
| 16ATG12    | \$178      |
| 16ATG18    | \$220      |
| 16ATG36    | \$344      |
| 16ATG48    | \$357      |

### ELBOW

| Description                      | 14" Item # | 14" Retail |
|----------------------------------|------------|------------|
| 15° Elbow, Air Cooled Temp/Guard | 14AIRTGA15 | \$314      |
| 30° Elbow, Air Cooled Temp/Guard | 14AIRTGA30 | \$314      |

| 16" Item # | 16" Retail |
|------------|------------|
| 16ATGA15   | \$344      |
| 16ATGA30   | \$344      |

### ANCHOR PLATE

| Description              | 14" Item #    | 14" Retail |
|--------------------------|---------------|------------|
| Anchor Plate with Damper | SA-14AIRTGAPD | \$992      |

| 16" Item #  | 16" Retail |
|-------------|------------|
| SA-16ATGAPD | \$1,042    |

### FIRESTOPS/SHIELDS

| Description             | 14" Item # | 14" Retail |
|-------------------------|------------|------------|
| Ceiling Firestop        | 14AIRTGFSA | \$96       |
| Attic Insulation Shield | 14AIRTGIS  | \$613      |

| 16" Item # | 16" Retail |
|------------|------------|
| 16ATGFSA   | \$290      |
| 16ATGIS    | \$618      |

### CHIMNEY TOPS/STORM COLLAR

| Description                 | 14" Item # | 14" Retail |
|-----------------------------|------------|------------|
| Chimney Cap (430 SS Casing) | 14AIRTGC   | \$492      |
| Storm Collar                | 14AIRTGSC  | \$59       |
| Chase Top Flashing          | 14AIRTGFC  | \$288      |

| 16" Item # | 16" Retail |
|------------|------------|
| 16ATGC     | \$564      |
| 16ATGSC    | \$55       |
| 16ATGFC    | \$272      |

STONE AGE OUTDOOR

# PIZZA OVEN KITS

Vecchio, Mezzo & Amerigo

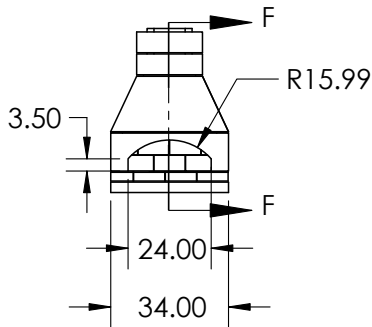


STONE AGE OUTDOOR



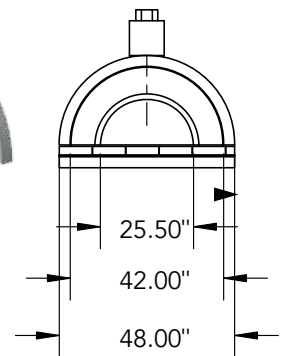

Stone Age Pizza Oven Kits can be assembled by 2 people in just 2-4 hours and veneered the same day. Ovens reach up to 800° and can cook a pizza in 90 seconds.

## 34" VECCHIO PIZZA OVEN *Base sold separately.*



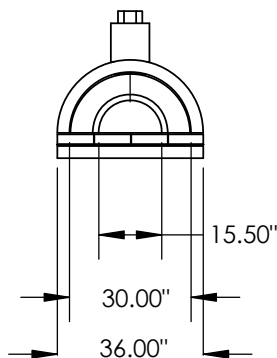
**Overall Dimensions:**  
42"H x 34"W x 42"D  
**Dome Height:** 29"  
**Cooking Surface:** 600 Sq. In.  
**Weight:** 1,100 lbs.

## 48" AMERIGO PIZZA OVEN *Base sold separately.*



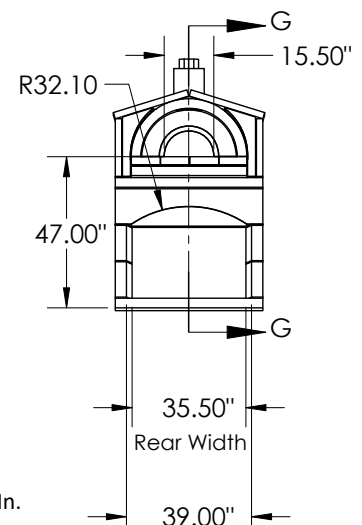
**Overall Dimensions:**  
42.5"H x 48"W x 42"D  
**Dome Height:** 30"  
**Cooking Surface:** 1,500 Sq. In.  
**Weight:** 1,230 lbs.

## 36" MEZZO PIZZA OVEN *Base sold separately.*



**Overall Dimensions:**  
36"H x 36"W x 33"D  
**Dome Height:** 23.5"  
**Cooking Surface:** 800 Sq. In.  
**Weight:** 750 lbs.

## 36" MEZZO VENT-FREE FIREPLACE PIZZA OVEN



**Overall Dimensions:**  
75"H x 46"W x 42"D  
(33"D without pizza shelf)  
**Dome Height:** 23.5"  
**Firebox Width:** 36"  
**Cooking Surface:** 800 Sq. In.  
**Weight:** 3,306 lbs.

# PIZZA OVEN KITS

Vecchio, Mezzo, Amerigo



STONE AGE OUTDOOR

Stone Age Pizza Oven Kits can be assembled by 2 people in just 2-4 hours and veneered the same day. Ovens reach up to 800° and can cook a pizza in 90 seconds. Mezzo Vent-free Fireplace/Pizza Oven combines pizza oven with a gas insert fireplace base.

## PIZZA OVEN KITS *Metal door and firebrick included.*

| Item # - Arched Lintel | Description  | Retail  |
|------------------------|--|---------|
| SA-VPO-34              | 34" Vecchio Pizza Oven Kit <i>(Uses Mezzo base, sold separately)</i>                                 | \$2,745 |
| SA-MPO-36              | 36" Mezzo Pizza Oven Kit <i>(Base sold separately)</i>   | \$3,276 |
| SA-APO-48              | 48" Amerigo Pizza Oven Kit <i>(Base sold separately)</i>   | \$4,068 |
| SA-MPO-VFC             | 36" Mezzo Vent-Free Fireplace/Pizza Oven Kit <i>(Fireplace is gas insert only, no wood burning.)</i> | \$6,794 |

## WOOD STORAGE BOXES/BASES

| Item # - Arched | Item # - Straight | Description  | Retail  |
|-----------------|-------------------|--|---------|
| SA-MCA-36-K     | SA-MCS-36-K       | Mezzo Wood Storage Box/Base (44"H x 36"W x 33"D)   | \$1,275 |
| SA-PCA-48-K     | —                 | Amerigo Wood Storage Box/Base (44"H x 48"W x 33"D) | \$1,523 |

## ACCESSORIES

| Item #   | Description  | Retail |
|----------|--|--------|
| SA-APRM  | Hi-Temp Mortar Mix - 60 lb Bucket                    | \$150  |
| SA-MXTH  | Xtreme Heat Mortar Mix - 60 lb Bucket                | \$195  |
| SA-FLAPO | 12" Pizza Oven Flue Extension (9.5"L x 12"H x 9.5"D) | \$100  |

## SPECIFICATIONS

**Finishing Requirements:** *Hi-Temp Mortar (SA-APRM or SA-MXTH) required for assembly and warranty.*

| Item #     | Mortar for Assembly | Mortar for Veneer | Sq. Ft. of Veneer | Linear Ft of Veneer Corners | Firebrick Required |
|------------|---------------------|-------------------|-------------------|-----------------------------|--------------------|
| SA-VPO-34  | 2 Buckets           | 2 Buckets         | 32                | 16                          | Included           |
| SA-MPO-36  | 2 Buckets           | 1-2 Buckets       | 25                | 14                          | Included           |
| SA-APO-48  | 3 Buckets           | 2 Buckets         | 35                | 14                          | Included           |
| SA-MPO-VFC | 5 Buckets           | 5 Buckets         | 67                | 24                          | Included           |

**CURE TIME:** *For proper curing, please wait a minimum of 28 days before lighting any fires.*

**CONCRETE FOOTING REQUIRED** — *check local codes, but we recommend extending down to the frost line in your area.*

# PIZZA OVEN/FIREPLACE COMBOS

Wood Burning

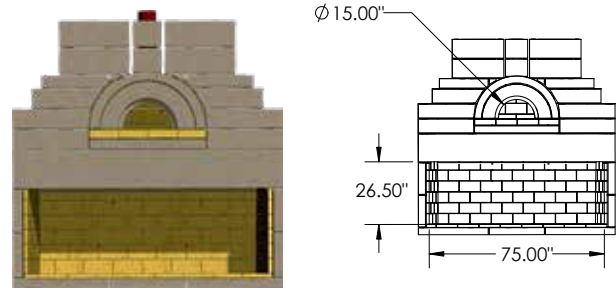


## CAMINETTO MEDEO



**Overall Dimensions:**  
82"H x 72"W x 30"D  
**Cooking Surface:** 800 Sq. In.  
**Weight:** 6,006 lbs.

## CAMINETTO GRANDE



**Overall Dimensions:**  
83.5"H x 84"W x 30"D  
**Cooking Surface:** 800 Sq. In.  
**Weight:** 7,114 lbs.

STONE AGE OUTDOOR

The Caminetto models are based on the Mezzo Pizza Oven and New Age Fireplace bases. Fire or Pizza or both in one structure.

## PIZZA OVEN/FIREPLACE COMBO KITS *Metal door and firebrick included.*

| Item #    | Description                                 | Retail   |
|-----------|---|----------|
| SA-CMO-63 | Caminetto Medeo Fireplace/Pizza Oven Combo  | \$10,483 |
| SA-CGO-75 | Caminetto Grande Fireplace/Pizza Oven Combo | \$11,607 |

## WOOD STORAGE BOXES

| Item # - Straight | Item # - Arched | Description                           | Retail  |
|-------------------|-----------------|---------------------------------------|---------|
| SA-WCS-NA-K       | SA-WCA-NA-K     | Wood Storage Box (36"h x 36"w x 30"d) | \$1,275 |
| SA-WAA-NA-K       | —               | Angled Adapter for Wood Storage Box   | \$636   |

## MASONRY CHIMNEY EXTENSIONS *Requires both clay flue and outer block extension. 60" and 72" models require double flue.*

| Item #    | Description                               | Compatible With          | Retail |
|-----------|---|--------------------------|--------|
| SA-2226-8 | 8" Outer Block Flue Extension - 22" x 26" | Caminetto Grande & Medeo | \$148  |
| SA-FL1317 | 24" Clay Flue Tile - 13" x 17"            | Caminetto Grande & Medeo | \$118  |
| SA-FLAPO  | 12" Pizza Oven Flue Extension             | Caminetto Grande & Medeo | \$100  |

## ACCESSORIES

| Item #  | Description                           | Retail |
|---------|---------------------------------------|--------|
| SA-APRM | Hi-Temp Mortar Mix - 60 lb Bucket     | \$150  |
| SA-MXTH | Xtreme Heat Mortar Mix - 60 lb Bucket | \$195  |

## SPECIFICATIONS

**Finishing Requirements:** *Hi-Temp Mortar (SA-APRM or SA-MXTH) required for assembly and warranty.*

| Item #    | Mortar for Assembly | Mortar for Veneer | Sq. Ft. of Veneer | Linear Ft of Veneer Corners | Firebrick Required |
|-----------|---------------------|-------------------|-------------------|-----------------------------|--------------------|
| SA-CGO-63 | 8 Buckets           | 8 Buckets         | 140               | 36                          | Included           |
| SA-CGO-75 | 9 Buckets           | 9 Buckets         | 165               | 36                          | Included           |

**CURE TIME:** *For proper curing, please wait a minimum of 28 days before lighting any fires.*

**CONCRETE FOOTING REQUIRED** — *check local codes, but we recommend extending down to the frost line in your area.*

# FIRE PIT KITS

Woodburning  
or Gas Insert



STONE AGE OUTDOOR

Ready-to-finish concrete fire pit bases for woodburning or gas insert fire pits. Assemble in 1-2 hours, veneer the same day. Shown with Glacier Grey Natural Stone Capstone, above.

## FIRE PIT KITS *Firebrick sold separately.*

| Item # | Description              | Inside Dimensions* | Outside Dimensions | Height w/ Feet | Height w/o Feet | Retail  |
|--------|--------------------------|--------------------|--------------------|----------------|-----------------|---------|
| SA-SRP | 42" Short Round Fire Pit | 36"                | 42"                | 16 ½"          | 14"             | \$885   |
| SA-TRP | 42" Tall Round Fire Pit  | 36"                | 42"                | 27"            | 24 ½"           | \$1,179 |
| SA-LRP | 48" Large Round Fire Pit | 42"                | 48"                | 20 ½"          | 18"             | \$1,179 |
| SA-SQP | 42" Square Fire Pit      | 36" x 36"          | 42" x 42"          | 17"            | 14 ½"           | \$999   |

\*Inside dimensions are without Firebrick.

## ACCESSORIES

| Item #                 | Description   | Retail  |
|------------------------|---|---------|
| SA-APRM                | Hi-Temp Mortar Mix - 60 lb Bucket   | \$150   |
| SA-MXTH                | Xtreme Heat Mortar Mix - 60 lb Bucket   | \$195   |
| SA-FFB-WHT             | Firebrick - White Full Size   | \$3.75  |
| SA-SQP-EXT             | 12" Rectangular Extension with Base for SA-SQP (adds 12" length to Square Fire Pit) | \$146   |
| <b>NEW</b> UPK180C-29U | Gas Insert Kit - Compatible with 42" Round <i>(See page 16 for details.)</i>        | \$1,473 |
| <b>NEW</b> UPK240C-35U | Gas Insert Kit - Compatible with 48" Round <i>(See page 16 for details.)</i>        | \$1,772 |
| <b>NEW</b> UPK180S-29U | Gas Insert Kit - Compatible with 42" Square <i>(See page 16 for details.)</i>       | \$1,473 |

## CAPSTONES *3-pieces, natural stone, round only.*

| Item #      | Description               | Compatible With | Inside Diameter | Outside Diameter | Cap Width | Thickness | Retail |
|-------------|---------------------------|-----------------|-----------------|------------------|-----------|-----------|--------|
| FPCAP-29X51 | 29" Glacier Gray Capstone | 42" Round       | 29"             | 51"              | 11"       | 2"        | \$699  |
| FPCAP-36X58 | 36" Glacier Gray Capstone | 48" Round       | 36"             | 58"              | 11"       | 2"        | \$799  |

## SPECIFICATIONS *Finishing Requirements: Hi-Temp Mortar (SA-APRM or SA-MXTH) required for assembly and warranty.*

| Item #     | Mortar for Assembly | Mortar for Veneer | Sq. Ft. of Veneer | Linear Ft of Coping | Firebrick Required |
|------------|---------------------|-------------------|-------------------|---------------------|--------------------|
| SA-SRP     | 2 Buckets           | 1 Bucket          | 15                | 11                  | 51 Full            |
| SA-TRP     | 2 Buckets           | 1 Bucket          | 25                | 11                  | 75 Full            |
| SA-LRP     | 2 Buckets           | 1 Bucket          | 25                | 11                  | 76 Full            |
| SA-SQP     | 2 Buckets           | 1 Bucket          | 20 (5 corners)    | 14                  | 73 Full            |
| SA-SQP-EXT | 1 Bucket            | 1 Bucket          | 2                 | 2                   | 19 Full            |

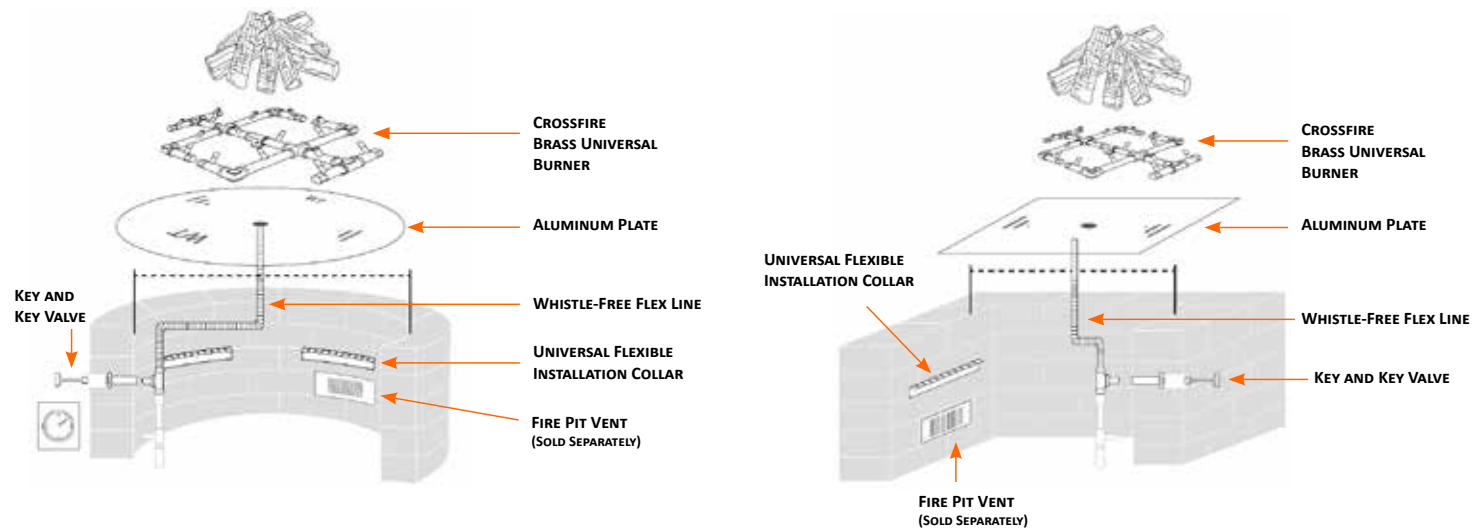
**CURE TIME:** For proper curing, please wait a minimum of 28 days before lighting any fires.

**CONCRETE FOOTING REQUIRED** — check local codes, but we recommend extending down to the frost line in your area.

# BURNER KITS FOR FIRE PITS

Warming Trends® Universal Burner Kits are designed to give you the parts needed to set up a gas insert for a fire pit including: Warming Trends CROSSFIRE® Brass Universal Burner (works for both NG and LP), Aluminum Plate, FK1 Key Valve Kit with Flex Line and Extension, and Universal Flexible Installation Collars, and Match Light Ignition – additional ignition upgrades available. The following kits will fit Stone Age Fire Pit Kits. \*Media and Vent Kit not included

STONE AGE OUTDOOR



## UNIVERSAL BURNER KITS TO FIT STONE AGE FIRE PITS

Includes: Warming Trends CROSSFIRE® Brass Universal Burner, Aluminum Plate, FK1 Key Valve Kit with Flex Line and Extension, Universal Flexible Installation Collars, and Match Light Ignition – additional ignition upgrades available. Media not included.

| Item #          | Compatible With | Burner | Plate | Collars | Lava Rock <sup>§</sup> Required | Retail  |
|-----------------|-----------------|--------|-------|---------|---------------------------------|---------|
| NEW UPK180C-29U | 42" Round       | U180   | 29"   | 5       | 60 lbs                          | \$1,473 |
| NEW UPK240C-35U | 48" Round       | U240   | 35"   | 6       | 86 lbs                          | \$1,772 |
| NEW UPK180S-29U | 42" Square      | U180   | 29"   | 5       | 75 lbs                          | \$1,473 |

## IGNITION KITS

| Item # NG  | Item # LP  | Description   | Retail |
|------------|------------|---|--------|
| PBIK-PBMBR | PBIK-PBMBR | Push Button Ignition Kit w/ Mounting Bracket        | \$162  |
| MERC-NG    | MERC-LP    | Mercury Manual Ignition w/ Mounting Bracket (<240K) | \$839  |

## ACCESSORIES

| Item #  | Description  | Retail |
|---------|--|--------|
| BLR     | Lava Rock 1" - 1 1/2", Black (40 lb bag)   | \$55   |
| FPVK    | Fire Pit Vent Kit - Set of 2 (4" x 12", includes hardware)                           | \$61   |
| DTES1HR | 1-Hour Dial Timer with Emergency Shut-Off (Compatible with burners up to 170k BTU's) | \$202  |

§ Fireglass or Lava Stones = 2x Lava Rock Max Weight - see Warming Trends section for additional media options.



Scan QR Code for current pricing.

WOODBURNING FIREPLACES

# OUTDOOR WOODBURNING FIREPLACES

## FIREPLACES, VENTING AND ACCESSORIES

REV: 01/12/26

Woodburning fireplaces never go out of style, especially in a backyard setting. Superior’s line of Outdoor Woodburning Fireplaces offers quality fireboxes for outdoor use, with multiple size options and aesthetic choices to suit a variety of backyard fireplace designs.

### LITERATURE

| Item #  | Description                     |
|---------|---------------------------------|
| 785473M | Superior Wood Burning - WRE3000 |
| 785471M | Superior Wood Burning - WRE4500 |
| 785470M | Superior Wood Burning - WRE6000 |

## TABLE OF CONTENTS

### WOOD FIREPLACE

|                                |   |
|--------------------------------|---|
| WRE 3000 Pro Series.....       | 2 |
| WRE 4500 Custom Series.....    | 3 |
| WRE 6000 Signature Series..... | 4 |

### LOG LIGHTERS, VALVES & KEYS

|                                   |   |
|-----------------------------------|---|
| Log Lighters, Valves & Keys ..... | 5 |
|-----------------------------------|---|

### VENTING

|                  |   |
|------------------|---|
| 8DM Series.....  | 6 |
| 12DM Series..... | 6 |

### WOOD ACCESSORIES

|  |   |
|--|---|
| Grates, Log Racks, Tool Set & Screen ..... | 7 |
|--|---|

# OUTDOOR WRE 3000 PRO SERIES

## Woodburning Fireplace



### SPECIFICATIONS *Uses 8DM 1700° chimney. See page 6.*

- Radiant smooth-faced
- Refractory white stacked or herringbone panels
- Heavy duty stainless steel log grate
- Easy access damper control
- Stainless steel screens retract into hidden screen pockets
- Adjustable outside air damper
- Stainless steel construction for long lasting outdoor use

### WOOD FIREPLACE *Standard size with refractory panels.*

| Item #    | Description   | Refractory Panels | Retail  |
|-----------|---------------|-------------------|---------|
| WRE3036WS | 36" Fireplace | Stacked Brick     | \$2,519 |
| WRE3036WH | 36" Fireplace | Herringbone Brick | \$2,629 |
| WRE3042WS | 42" Fireplace | Stacked Brick     | \$3,469 |
| WRE3042WH | 42" Fireplace | Herringbone Brick | \$3,569 |



Stacked Refractory Panel



Herringbone Refractory Panel

### DOORS *(Optional)*

| Item # | Description              | Retail |
|--------|--------------------------|--------|
| BDO36  | 36" Bi-Fold Doors, Black | \$336  |
| BDO42  | 42" Bi-Fold Doors, Black | \$393  |



Bi-Fold Door, Black

### OPTIONS

| Item # | Description   | Retail |
|--------|---|--------|
| DP36   | 36" Drain Pan w/1" Stainless Decorative Face Ext<br>(Adds 1" to framing height) | \$314  |
| DP42   | 42" Drain Pan w/1" Stainless Decorative Face Ext<br>(Adds 1" to framing height) | \$371  |
| HS36   | 36" Stainless Steel Hood w/4" Brow  | \$247  |
| HS42   | 42" Stainless Steel Hood w/4" Brow  | \$314  |

| Unit    | Gas Knockout | Fireplace Opening      | Minimum Framing Dimensions* |            |         |
|---------|--------------|------------------------|-----------------------------|------------|---------|
|         |              |                        | Width                       | Height     | Depth   |
| WRE3036 | Left & Right | 35"W x 21"H x 14 1/4"D | 41 3/4"                     | 41 3/4"*** | 21 1/8" |
| WRE3042 | Left & Right | 39"W x 24"H x 16 1/4"D | 49 3/4"                     | 47 1/4"*** | 23 1/2" |

\* Consult a manual for complete installation requirements.

\*\*Drain Tray Adds 1" to framing height.

# OUTDOOR WRE 4500 CUSTOM SERIES

Woodburning Fireplace



## SPECIFICATIONS *Uses 12DM 1700° chimney. See page 7.*

- 30" tall opening with panels extending to the front edge
- Fully insulated firebox
- Heavy duty stainless steel log grate
- Easy access damper control
- Includes stainless steel mesh fire screens
- Stainless steel construction for long lasting outdoor use
- Refractory white stacked or herringbone panels

## WOOD FIREPLACE *X-Large opening with refractory panels.*

| Item #    | Description   | Refractory Panels | Retail  |
|-----------|---------------|-------------------|---------|
| WRE4536WS | 36" Fireplace | Stacked Brick     | \$5,509 |
| WRE4536WH | 36" Fireplace | Herringbone Brick | \$5,609 |
| WRE4542WS | 42" Fireplace | Stacked Brick     | \$5,599 |
| WRE4542WH | 42" Fireplace | Herringbone Brick | \$5,729 |
| WRE4550WS | 50" Fireplace | Stacked Brick     | \$5,889 |
| WRE4550WH | 50" Fireplace | Herringbone Brick | \$6,009 |



Stacked Refractory Panel



Herringbone Refractory Panel

## DOORS *(Optional)*

| Item # | Description             | Retail |
|--------|-------------------------|--------|
| BDG36  | 36" Bi-Fold Door, Black | \$561  |
| BDG42  | 42" Bi-Fold Door, Black | \$618  |
| BD50   | 50" Bi-Fold Door, Black | \$618  |



Bi-Fold Door, Black

WOODBURNING FIREPLACES

### Minimum Framing Dimensions\*

| Unit    | Gas Knockout | Fireplace Opening       | Width   | Height  | Depth   |
|---------|--------------|-------------------------|---------|---------|---------|
| WRE4536 | Left & Right | 36"W x 30"H x 20"D      | 45 3/4" | 67 1/2" | 28 1/4" |
| WRE4542 | Left & Right | 42"W x 30"H x 23 1/2"D  | 51 3/4" | 67 1/2" | 30 1/4" |
| WRE4550 | Left & Right | 50"W x 30" H x 23 1/4"D | 59 3/4" | 67 1/2" | 30 1/4" |

\* Consult a manual for complete installation requirements.

# OUTDOOR WRE 6000 SIGNATURE SERIES

Woodburning Fireplace



## SPECIFICATIONS *Uses 12DM 1700° chimney. See page 7.*

- 30" tall opening with firebrick extending to the front edge
- Fully insulated firebox
- Heavy duty stainless steel log grate
- Easy access damper control
- Includes stainless steel mesh fire screens
- Stainless steel construction for long lasting outdoor use
- 16 refractory firebrick choices

*Must purchase fireplace and masonry firebrick to make a complete unit.*

## WOOD FIREPLACE *X-Large opening*

| Item #  | Description                                | Retail  |
|---------|--|---------|
| WRE6036 | 36" Masonry Fireplace (requires firebrick) | \$4,869 |
| WRE6042 | 42" Masonry Fireplace (requires firebrick) | \$4,979 |
| WRE6050 | 50" Masonry Fireplace (requires firebrick) | \$5,239 |

## MASONRY FIREBRICK *(Required)*

### Color Key

|          |            |
|----------|------------|
| Midnight | Slate Grey |
| Ivory    | Warm Red   |



|                      | Full Stacked | Split Stacked | Full Herringbone | Split Herringbone |
|----------------------|--------------|---------------|------------------|-------------------|
| <b>36" Fireplace</b> | \$3,258      | \$3,482       | \$3,370          | \$3,595           |
| <b>42" Fireplace</b> | \$3,482      | \$3,707       | \$3,595          | \$3,819           |
| <b>50" Fireplace</b> | \$3,595      | \$3,819       | \$3,707          | \$3,932           |

Call Empire for Item Number.

## DOORS *(Optional)*

| Item #  | Description             | Retail  |
|---------|-------------------------|---------|
| BDMO36E | 36" Bi-Fold Door, Ebony | \$1,011 |
| BDMO42E | 42" Bi-Fold Door, Ebony | \$1,123 |
| BDMO50E | 50" Bi-Fold Door, Ebony | \$1,235 |



Bi-fold Door

| Unit    | Gas Knockout | Fireplace Opening      | Minimum Framing Dimensions* |         |         |
|---------|--------------|------------------------|-----------------------------|---------|---------|
|         |              |                        | Width                       | Height  | Depth   |
| WRE6036 | Left & Right | 36"W x 30"H x 19"D     | 45 5/8"                     | 67 1/8" | 30 1/8" |
| WRE6042 | Left & Right | 42"W x 30"H x 21 3/4"D | 51 1/8"                     | 67 1/8" | 31"     |
| WRE6050 | Left & Right | 50"W x 30"H x 21 3/4"D | 59 3/4"                     | 67 1/8" | 31"     |

\* Consult a manual for complete installation requirements.

WOODBURNING FIREPLACES

Gas Lighters provide an easy way to light a wood fire in a fireplace.

**New Installation Requires:**

- 1 - Valve Combo Pack
- 1 - Universal Gas Mixer
- 1 - Log Lighter Burner Pipe

## DANTE VALVE COMBO PACK

Designed to be used with Log Lighter with Mixing Chamber.  
Includes: Dante Valve, Floor Plate, and Key

| Item #       | Description                                  | Retail |
|--------------|--|--------|
| CP.910.BR    | Straight ½" Valve, Brass w/ Key              | \$34   |
| CP.910.CR    | Straight ½" Valve, Chrome w/ Key             | \$34   |
| CP.910.FB    | Straight ½" Valve, Black w/ Key - <b>NEW</b> | \$46   |
| CP.911.BR    | Angled ½" Valve, Brass w/ Key                | \$34   |
| CP.911.CR    | Angled ½" Valve, Chrome w/ Key               | \$34   |
| CP.911.FB    | Angled ½" Valve, Black w/ Key - <b>NEW</b>   | \$46   |
| CP.BVS2.CR.B | Straight ¾" Valve, Chrome (Key Not Included) | \$52   |



## UNIVERSAL GAS MIXERS

| Item #   | Description  | Retail |
|----------|--|--------|
| 711.U.LP | Liquid Propane Mixer (approximately 4" in length.) | \$22   |
| 711.U.NG | Natural Gas Mixer (approximately 4" in length.)    | \$22   |



Universal Gas Mixer, LP

## BURNER PIPES - STAINLESS STEEL

| Item # | Description                     | Retail |
|--------|---------------------------------|--------|
| 717SS  | 17" Stainless Steel Burner Pipe | \$33   |
| 724SS  | 24" Stainless Steel Burner Pipe | \$52   |
| 730SS  | 30" Stainless Steel Burner Pipe | \$60   |



Stainless Steel Burner Pipe

## KEYS

A universal gas key is the perfect tool for controlling gas in your fireplace.  
Works with 1/4" and 5/16" socket sizes.

| Item #    | Description               | Retail |
|-----------|---------------------------|--------|
| NKY.3.BR  | 3" Gas Valve Key, Brass   | \$7    |
| NKY.3.CR  | 3" Gas Valve Key, Chrome  | \$7    |
| NKY.8.BR  | 8" Gas Valve Key, Brass   | \$10   |
| NKY.8.CR  | 8" Gas Valve Key, Chrome  | \$10   |
| NKY.12.BR | 12" Gas Valve Key, Brass  | \$15   |
| NKY.12.CR | 12" Gas Valve Key, Chrome | \$15   |
| NKY.18.BR | 18" Gas Valve Key, Brass  | \$21   |
| NKY.18.CR | 18" Gas Valve Key, Chrome | \$21   |
| NKY.24.BR | 24" Gas Valve Key, Brass  | \$28   |
| NKY.24.CR | 24" Gas Valve Key, Chrome | \$28   |



WOODBURNING FIREPLACES

# 8DM & 12DM SERIES

## Chimney Components



### CHIMNEY

| Description         | 8"     |        | 12"     |        |
|---------------------|--------|--------|---------|--------|
|                     | Item # | Retail | Item #  | Retail |
| 12" Chimney Section | 12-8DM | \$90   | 12-12DM | \$157  |
| 18" Chimney Section | 18-8DM | \$112  | 18-12DM | \$180  |
| 24" Chimney Section | 24-8DM | \$146  | 24-12DM | \$224  |
| 36" Chimney Section | 36-8DM | \$180  | 36-12DM | \$292  |
| 48" Chimney Section | 48-8DM | \$191  | 48-12DM | \$447  |

### ELBOWS

| Description                 | 8"      |        | 12"      |        |
|-----------------------------|---------|--------|----------|--------|
|                             | Item #  | Retail | Item #   | Retail |
| 30° Elbow (Offset & Return) | 30E-8DM | \$202  | 30E-12DM | \$419  |

### SUPPORTS

| Description   | 8"      |        | 12"      |        |
|---|---------|--------|----------|--------|
|   | Item #  | Retail | Item #   | Retail |
| Chimney Support (for use with chimney heights in excess of 30') | 12S-8DM | \$56   | 12S-12DM | \$214  |
| Roof Support (use with flashing)                                | 38RS    | \$141  | -        | -      |

### FIRESTOPS/THIMBLE

| Description  | 8"           |        | 12"                       |        |
|--|--------------|--------|---------------------------|--------|
|  | Item #       | Retail | Item #                    | Retail |
| Firestop Spacer  | 3600FS-8DM-1 | \$45   | FS-10                     | \$68   |
| Firestop Spacer, 30°   | 30FS-8DM     | \$78   | 30FS-10                   | \$90   |
| Firestop Thimble (used when penetrating a joist)             | 38FST        | \$129  | FST10<br>(Requires FS-10) | \$141  |
| Firestop Thimble, 30° (used when offsetting through a joist) | FST30        | \$129  | -                         | -      |

### ROOF FLASHINGS

| Description                  | 8"       |        | 12"       |        |
|------------------------------|----------|--------|-----------|--------|
|                              | Item #   | Retail | Item #    | Retail |
| 0 to 6/12 Pitch Flashing     | V6F-8DM  | \$202  | V6F-10DM  | \$202  |
| 6/12 to 12/12 Pitch Flashing | V12F-8DM | \$259  | V12F-10DM | \$259  |

### CHIMNEY TOPS/STORM COLLAR

| Description                       | 8"        |        | 12"       |        |
|-----------------------------------|-----------|--------|-----------|--------|
|                                   | Item #    | Retail | Item #    | Retail |
| Round Top w/ Mesh Screen          | RT-8DM    | \$123  | -         | -      |
| Round Top w/ Louvers              | RLT-8DM   | \$135  | RLT-12DM  | \$281  |
| Round Top w/ Slip Section & Mesh  | RTT-8DM   | \$180  | -         | -      |
| Square Top w/ Slip Section, Black | ETL-8DM-K | \$224  | STL-12DMP | \$561  |
| Storm Collar                      | SC1-1     | \$45   | SC2-1     | \$45   |

| Unit                | Chimney Size |
|---------------------|--------------|
| WRE 3000 Pro Series | 8" Chimney   |
| WRE 4500 Series     | 12" Chimney  |
| WRE 6000 Series     | 12" Chimney  |

WOODBURNING FIREPLACES

# ACCESSORIES

## Grates, Log Racks, Tool Set & Screen

### GRATES (Pilgrim)

Stainless Steel Grates      H = Height | FW = Front Width | BW = Back Width | D = Depth



| Item # | Description | H  | FW  | BW  | D     | Retail |
|--------|-------------|----|-----|-----|-------|--------|
| 18633  | Grate       | 4" | 22" | 16" | 16 ¼" | \$208  |
| 18634  | Grate       | 4" | 25" | 21" | 16 ¼" | \$224  |
| 18635  | Grate       | 4" | 28" | 25" | 16 ¼" | \$269  |
| 18636  | Grate       | 4" | 32" | 27" | 16 ¼" | \$314  |

### LOG RACKS (Hy-C)



Log Rack  
*Small*  
28"L x 12"W x 33"H

**SLRS      \$123**



Log Rack  
*Medium*  
45"L x 14"W x 46"H

**SLRM      Rack      \$138**  
**SLRCD-M      Cover      \$64**



Log Rack  
*X-Large*  
96"L x 14"W x 46"H

**SLRXL      Rack      \$228**  
**SLRCD-XL      Cover      \$104**



Log Rack Cover

WOODBURNING FIREPLACES

### TOOL SET (Pilgrim)



28" Newport  
*Stainless Steel*  
**18092      \$399**

### SCREEN (Pilgrim)



39" W x 31"H Newport  
*Stainless Steel*  
**18257\*      \$409**

\*Special Order

See the *Hearth Accessories* section of our *Empire Distributing Hearth Catalog* for additional Accessories.






Scan QR Code  
for current  
pricing.

# BROMIC OUTDOOR HEATING

## ELECTRIC | GAS

REV: 12/08/25



### LITERATURE

| Item #   | Description                  |
|----------|------------------------------|
| MKT00007 | Full Line Catalog            |
| MKT00017 | Tungsten Smart Heat, Gas     |
| MKT00018 | Smart Heat Platinum, Gas     |
| MKT00011 | Eclipse Smart Heat, Electric |
| MKT00010 | Eclipse Smart Heat, Portable |

## TABLE OF CONTENTS

### BROMIC - ELECTRIC

|  |   |
|--|---|
| Tungsten Smart-Heat .....              | 2 |
| Platinum Smart-Heat .....              | 4 |
| Platinum Smart-Heat Marine Grade ..... | 6 |
| Eclipse Smart-Heat.....                | 8 |
| Eclipse Smart-Heat Portable .....      | 8 |

### BROMIC - GAS


|                                   |    |
|-----------------------------------|----|
| Tungsten Smart-Heat .....         | 10 |
| Platinum Smart-Heat .....         | 12 |
| Tungsten Smart-Heat Portable..... | 14 |

### CONTROLLERS


|                                   |    |
|-----------------------------------|----|
| Affinity Smart-Heat Controls..... | 16 |
| On/Off Switches.....              | 17 |

### HEAT PLANNING GUIDE

|                               |    |
|-------------------------------|----|
| Heat Planning Guide Form..... | 18 |
|-------------------------------|----|



Tungsten Smart-Heat Electric, Black




Tungsten Smart-Heat Electric, White

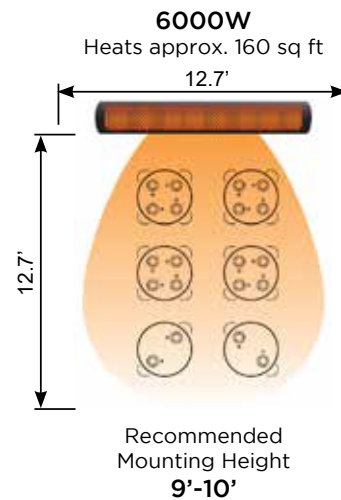
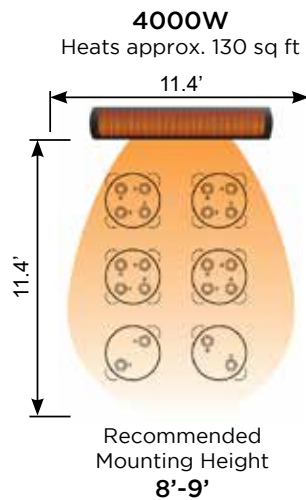
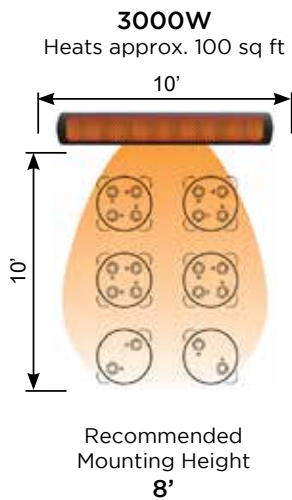
## FEATURES

- **High Performance Mesh Screen:** The Tungsten’s unique front cover manipulates infrared energy to maximize performance while achieving a superior spread of heat.
- **Ultra-Durable Quartz Element:** Translucent fused quartz houses a thick steel coil to create a high-output, durable element that emits a soft red glow.
- **Parabolic Specular Reflector (PSR):** A mirror-finish anodized rear reflector directs lost infrared energy back towards the target, maximizing performance and efficiency.
- **Precise Directional Heating:** Accurately alter coverage through simple bracket adjustment. (Mounting Brackets Included)

## DIMENSIONS



BROMIC OUTDOOR HEATING



# TUNGSTEN SMART-HEAT ELECTRIC

## 208, 240 & 277 VOLTS



Scan QR Code to view details on Tungsten Smart-Heat

### TUNGSTEN SMART-HEAT ELECTRIC

Heaters include mounting brackets that can be used for both wall and ceiling installations. Recommended to be purchased with Bromic Controls.

#### 208V

| Item #    | Watts | Color | Volts | Amps   | Element     | Retail  |
|-----------|-------|-------|-------|--------|-------------|---------|
| BH0420034 | 4000W | Black | 208V  | 19.23A | Dual        | \$1,024 |
| BH0420037 | 4000W | White | 208V  | 19.23A | Dual        | \$1,044 |
| BH0420035 | 6000W | Black | 208V  | 28.85A | Dual        | \$1,179 |
| BH0420036 | 6000W | White | 208V  | 28.85A | Dual        | \$1,210 |
| BH8180017 | 2000W | -     | 208V  | 9.62A  | Replacement | \$227   |
| BH8180016 | 3000W | -     | 208V  | 14.42A | Replacement | \$268   |

#### 240V

| Item #    | Watts | Color | Volts | Amps   | Element     | Retail  |
|-----------|-------|-------|-------|--------|-------------|---------|
| BH0420031 | 3000W | Black | 240V  | 12.50A | Single      | \$930   |
| BH0420032 | 4000W | Black | 240V  | 16.60A | Dual        | \$962   |
| BH0420012 | 4000W | White | 240V  | 16.60A | Dual        | \$993   |
| BH0420033 | 6000W | Black | 240V  | 25.00A | Dual        | \$1,127 |
| BH0420013 | 6000W | White | 240V  | 25.00A | Dual        | \$1,148 |
| BH8180001 | 2000W | -     | 240V  | 8.30A  | Replacement | \$227   |
| BH8180002 | 3000W | -     | 240V  | 12.50A | Replacement | \$268   |

#### 277V

| Item #    | Watts | Color | Volts | Amps   | Element     | Retail  |
|-----------|-------|-------|-------|--------|-------------|---------|
| BH0420042 | 4000W | Black | 277V  | 14.44A | Dual        | \$1,024 |
| BH0420044 | 4000W | White | 277V  | 14.44A | Dual        | \$1,044 |
| BH0420043 | 6000W | Black | 277V  | 21.66A | Dual        | \$1,179 |
| BH0420045 | 6000W | White | 277V  | 21.66A | Dual        | \$1,210 |
| BH8180015 | 2000W | -     | 277V  | 7.22A  | Replacement | \$227   |
| BH8180014 | 3000W | -     | 277V  | 10.83A | Replacement | \$268   |

### CEILING MOUNT OPTIONS

| Item #    | Description  | Pair With     | Color | Framing Dimensions     | Retail |
|-----------|--|---------------|-------|------------------------|--------|
| BH8180010 | Recess Kit   | 4000W         | Black | 20"H x 14.5"W x 46"L   | \$796  |
| BH8180096 | Recess Kit   | 4000W         | White | 20"H x 14.5"W x 46"L   | \$889  |
| BH8180011 | Recess Kit   | 3000W & 6000W | Black | 20"H x 14.5"W x 57.5"L | \$879  |
| BH8180095 | Recess Kit   | 3000W & 6000W | White | 20"H x 14.5"W x 57.5"L | \$982  |
| BH8180012 | Suspension Kit, Black (3' extension to drop the heaters 3' from the ceiling) |               |       |                        | \$475  |
| BH3130006 | Suspension Kit, White (3' extension to drop the heaters 3' from the ceiling) |               |       |                        | \$485  |

### CONTROLS (Optional - See page 16-17 for more details.)



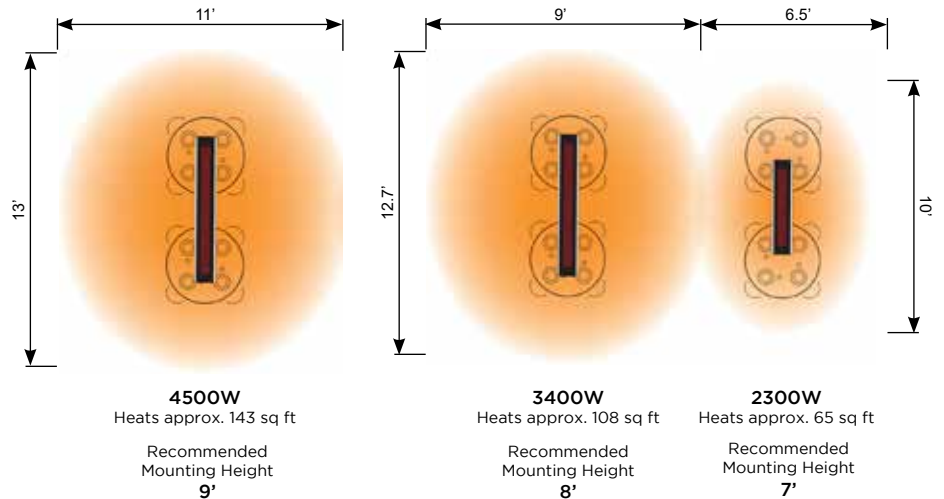
Platinum Smart-Heat Electric, Black



Platinum Smart-Heat Electric, White

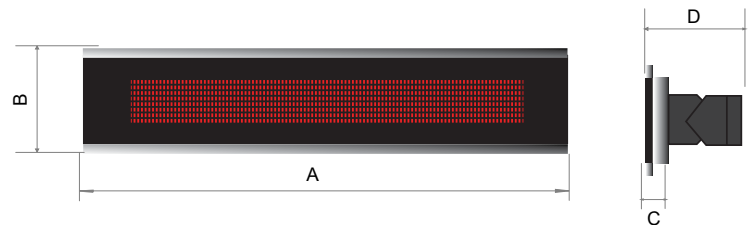
## FEATURES

- **Tinted Glass-Ceramic Screen:** The Platinum's signature screen spreads comfort evenly across an area while minimizing light emission.
- **Wafer-Thin Design:** Wall, ceiling and flush-mounting options allow subtle placement of this compact heater practically anywhere!
- **Subtle Aesthetics:** Elegantly understated to create comfort while blending into the environment.
- **Precise Directional Heating:** Accurately alter coverage through simple bracket adjustment. (Mounting Bracket Included)

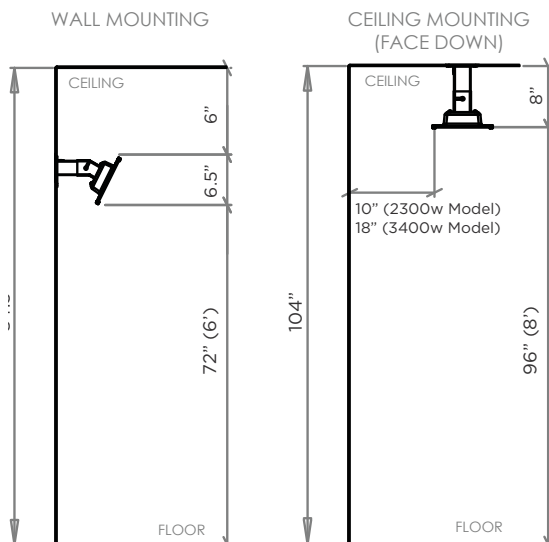


## DIMENSIONS

| Model | A     | B     | C  | D  |
|-------|-------|-------|----|----|
| 2300W | 33"   | 7"    | 2" | 8" |
| 3400W | 50.2" | 7"    | 2" | 8" |
| 4500W | 53.2" | 10.1" | 2" | 8" |



## MINIMUM INSTALLATION CLEARANCES



Scan QR Code to view details on  
Traditional &  
Low Clearance  
Platinum Recess Kits



BROMIC OUTDOOR HEATING

# PLATINUM SMART-HEAT ELECTRIC

## 208 & 240 VOLTS

### PLATINUM SMART-HEAT ELECTRIC

Heaters include mounting brackets that can be used for both wall and ceiling installations. Recommended to be purchased with Bromic Controls.

#### 208V

| Item #     | Watts | Color | Volts | Amps  | Dimensions      | Retail  |
|------------|-------|-------|-------|-------|-----------------|---------|
| BH0320019* | 2300W | Black | 208V  | 11.1A | 33"W x 7"H      | \$1,483 |
| BH0320020* | 2300W | White | 208V  | 11.1A | 33"W x 7"H      | \$1,610 |
| BH0320021  | 3400W | Black | 208V  | 16.3A | 50.2"W x 7"H    | \$2,130 |
| BH0320022  | 3400W | White | 208V  | 16.3A | 50.2"W x 7"H    | \$2,310 |
| BH3622004  | 4500W | Black | 208V  | 21.6A | 53.2"W x 10.1"H | \$2,681 |
| BH3622005  | 4500W | White | 208V  | 21.6A | 53.2"W x 10.1"H | \$2,850 |

#### 240V

| Item #    | Watts | Color | Volts | Amps  | Dimensions      | Retail  |
|-----------|-------|-------|-------|-------|-----------------|---------|
| BH0320003 | 2300W | Black | 240V  | 9.6A  | 33"W x 7"H      | \$1,483 |
| BH0320007 | 2300W | White | 240V  | 9.6A  | 33"W x 7"H      | \$1,610 |
| BH0320005 | 3400W | Black | 240V  | 14.2A | 50.2"W x 7"H    | \$2,130 |
| BH0320008 | 3400W | White | 240V  | 14.2A | 50.2"W x 7"H    | \$2,310 |
| BH3622000 | 4500W | Black | 240V  | 18.8A | 53.2"W x 10.1"H | \$2,681 |
| BH3622001 | 4500W | White | 240V  | 18.8A | 53.2"W x 10.1"H | \$2,850 |

### CEILING MOUNT OPTIONS (Stainless Steel)

| Item #     | Description              | Pair With     | Framing Dimensions       | Retail  |
|------------|--------------------------|---------------|--------------------------|---------|
| BH3130017  | Recess Kit               | 2300W         | 10"H x 9.1"W x 34.2"L    | \$518   |
| BH3130027  | Recess Kit               | 3400W         | 10"H x 9.1"W x 51.4"L    | \$614   |
| BH3623000  | Recess Kit               | 4500W         | 13.8"H x 11.8"W x 54.3"L | \$699   |
| BH3623009* | Low Clearance Recess Kit | 2300W         | 7.1"H x 9.4"W x 39.2"L   | \$1,271 |
| BH3623008  | Low Clearance Recess Kit | 3400W         | 7.1"H x 9.4"W x 56.3"L   | \$1,345 |
| BH3623012  | Low Clearance Recess Kit | 4500W         | 7.1"H x 12.4"W x 61"L    | \$1,790 |
| BH3130023  | Suspension Kit, 24"      | 2300W & 3400W | -                        | \$383   |
| BH3130024  | Suspension Kit, 48"      | 2300W & 3400W | -                        | \$508   |
| BH3623020  | Suspension Kit, 24"      | 4500W         | -                        | \$383   |
| BH3623021  | Suspension Kit, 48"      | 4500W         | -                        | \$508   |

\*Special Order

### CONTROLS (Optional - See page 16-17 for more details.)

# PLATINUM SMART-HEAT ELECTRIC

## MARINE GRADE (316 Stainless Steel)



**BROMIC**  
HEATING



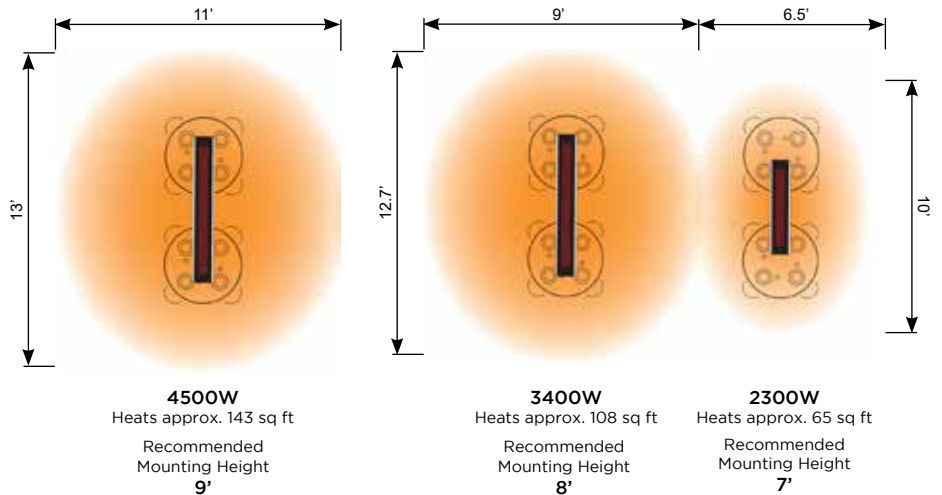
Platinum Smart-Heat Electric, Black



Platinum Smart-Heat Electric, White

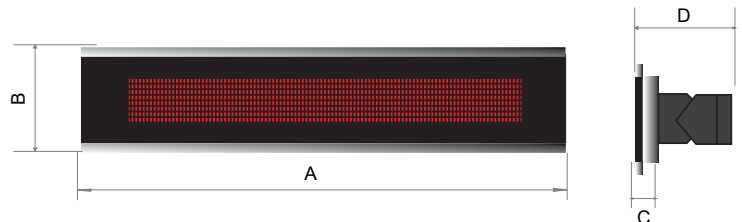
### FEATURES

- **Tinted Glass-Ceramic Screen:** The Platinum's signature screen spreads comfort evenly across an area while minimizing light emission.
- **Wafer-Thin Design:** Wall, ceiling and flush-mounting options allow subtle placement of this compact heater practically anywhere!
- **Subtle Aesthetics:** Elegantly understated to create comfort while blending into the environment.
- **Precise Directional Heating:** Accurately alter coverage through simple bracket adjustment. (Mounting Bracket Included)

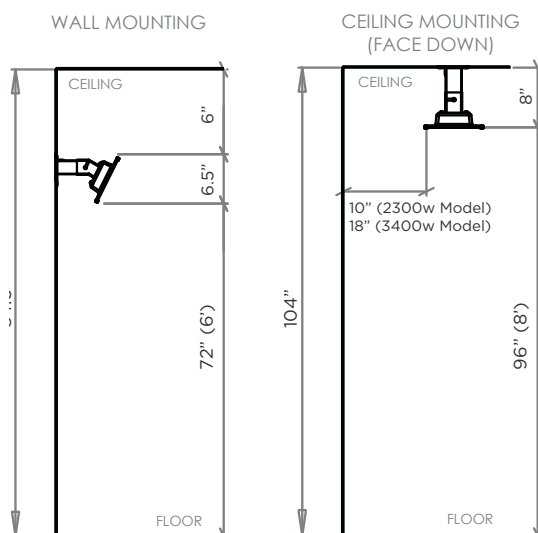


### DIMENSIONS

| Model | A     | B     | C  | D  |
|-------|-------|-------|----|----|
| 2300W | 33"   | 7"    | 2" | 8" |
| 3400W | 50.2" | 7"    | 2" | 8" |
| 4500W | 53.2" | 10.1" | 2" | 8" |



### MINIMUM INSTALLATION CLEARANCES



Scan QR Code to view details on  
Traditional &  
Low Clearance  
Platinum Recess Kits



BROMIC OUTDOOR HEATING

# PLATINUM SMART-HEAT ELECTRIC



## MARINE GRADE (316 Stainless Steel)

### 208 & 240 VOLTS

#### PLATINUM SMART-HEAT MARINE GRADE (Marine Grade 316 Stainless Steel)

Marine Grade Platinum heaters are made with high quality AISI316-grade stainless-steel. These will provide superior resistance to the corrosive elements that marine and coastal environments demand. Includes the mounting bracket for both wall and ceiling installations. Recommended to be purchased with Bromic Controls.

#### 208V

| Item #     | Watts | Color | Volts | Amps  | Dimensions      | Retail  |
|------------|-------|-------|-------|-------|-----------------|---------|
| BH0320023* | 2300W | Black | 208V  | 11.1A | 33"W x 7"H      | \$3,539 |
| BH0320024* | 2300W | White | 208V  | 11.1A | 33"W x 7"H      | \$3,624 |
| BH0320025* | 3400W | Black | 208V  | 16.3A | 50.2"W x 7"H    | \$4,652 |
| BH0320026* | 3400W | White | 208V  | 16.3A | 50.2"W x 7"H    | \$4,727 |
| BH3622006* | 4500W | Black | 208V  | 21.6A | 53.2"W x 10.1"H | \$5,617 |
| BH3622007* | 4500W | White | 208V  | 21.6A | 53.2"W x 10.1"H | \$5,702 |

#### 240V

| Item #     | Watts | Color | Volts | Amps  | Dimensions      | Retail  |
|------------|-------|-------|-------|-------|-----------------|---------|
| BH0320015* | 2300W | Black | 240V  | 9.6A  | 33"W x 7"H      | \$3,539 |
| BH0320017* | 2300W | White | 240V  | 9.6A  | 33"W x 7"H      | \$3,624 |
| BH0320016  | 3400W | Black | 240V  | 14.2A | 50.2"W x 7"H    | \$4,652 |
| BH0320018  | 3400W | White | 240V  | 14.2A | 50.2"W x 7"H    | \$4,727 |
| BH3622002  | 4500W | Black | 240V  | 18.8A | 53.2"W x 10.1"H | \$5,617 |
| BH3622003  | 4500W | White | 240V  | 18.8A | 53.2"W x 10.1"H | \$5,702 |

#### CEILING MOUNT OPTIONS (Marine Grade 316 Stainless Steel)

| Item #     | Description              | Pair With     | Framing Dimensions       | Retail  |
|------------|--------------------------|---------------|--------------------------|---------|
| BH3130034* | Recess Kit               | 2300W         | 10"H x 9.1"W x 34.2"L    | \$826   |
| BH3130035  | Recess Kit               | 3400W         | 10"H x 9.1"W x 51.4"L    | \$985   |
| BH3623001  | Recess Kit               | 4500W         | 13.8"H x 11.8"W x 54.3"L | \$1,133 |
| BH3623011* | Low Clearance Recess Kit | 2300W         | 7.1"H x 9.4"W x 39.2"L   | \$1,674 |
| BH3623010  | Low Clearance Recess Kit | 3400W         | 7.1"H x 9.4"W x 56.3"L   | \$1,843 |
| BH3623013  | Low Clearance Recess Kit | 4500W         | 7.1"H x 12.4"W x 61"L    | \$2,734 |
| BH3130046  | Suspension Kit, 24"      | 2300W & 3400W | -                        | \$614   |
| BH3130047  | Suspension Kit, 48"      | 2300W & 3400W | -                        | \$794   |
| BH3623022  | Suspension Kit, 24"      | 4500W         | -                        | \$614   |
| BH3623023  | Suspension Kit, 48"      | 4500W         | -                        | \$794   |

\*Special Order

#### CONTROLS (Optional - See page 16-17 for details.)

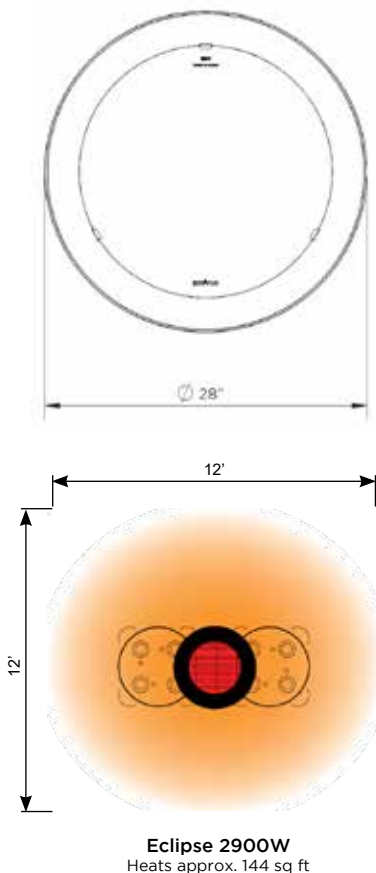
BROMIC OUTDOOR HEATING



## FEATURES

- **Unique Design:** Elegantly understated design that complements any design-focused outdoor environment.
- **Precision Control:** Accurately adjust the heat output for complete control over the level of comfort.
- **Dimmable Light:** Complete flexibility over level of brightness for the right amount of ambience.
- **Ceramic Screen:** Spreads heat evenly across any area while minimizing light emission from the heating element.

## DIMENSIONS



Scan QR Code  
to view **Eclipse  
Wall Mount  
Brochure**



Scan QR Code  
to view  
**Eclipse Portable  
Brochure**

## ECLIPSE SMART-HEAT ELECTRIC - PENDANT

Reimagine the outdoors with the Ceiling Mount Eclipse Smart Heat Heater. Available in six unique mounting options, the Eclipse series adds style, warmth and light to design focused outdoor spaces. Includes Twin 24" Pole.



| Item #      | Model   | Watts | Color       | Volts | Amps  | Dimensions   | Retail  |
|-------------|---------|-------|-------------|-------|-------|--------------|---------|
| BH0920001-1 | Pendant | 2900W | Matte Black | 240V  | 12.1A | 28" Diameter | \$2,766 |
| BH0920003*  | Pendant | 2900W | Matte Black | 208V  | 14A   | 28" Diameter | \$2,766 |

## AFFINITY SMART-HEAT CONTROL

| Item #    | Description  | Retail  |
|-----------|--|---------|
| BH8380051 | One Channel Control, Eclipse Pendant   | \$815   |
| BH8380055 | Five Channel Control, Eclipse Pendant – Requires 3-Phase Electric                | \$4,621 |
| BH3130070 | Expansion Board – Compatible w/ One-Channel Control, allows up to 10 Connections | \$373   |

Scan QR Code to view details on Smart-Heat Control Eclipse Pendant



## CEILING MOUNT OPTIONS

| Item #    | Description                    | Retail |
|-----------|--------------------------------|--------|
| BH3230001 | 8" Straight Ceiling Pole       | \$105  |
| BH3230002 | 24" Straight Ceiling Pole      | \$105  |
| BH3230003 | 24" Twin Straight Ceiling Pole | \$165  |
| BH3230004 | 24" Curved Ceiling Pole        | \$165  |
| BH3230005 | 48" Straight Ceiling Pole      | \$165  |
| BH3230006 | 61" Wall Mount Pole            | \$222  |

BROMIC OUTDOOR HEATING

## ECLIPSE SMART-HEAT ELECTRIC - PORTABLE

Reimagine the outdoors with the Portable Eclipse Smart Heat Electric Portable heater. Featuring a striking, elegant design. This powerful heater will bring both warmth and light to design focused outdoor spaces. Includes Dimmer Control.

| Item #      | Model    | Watts | Color       | Volts | Dimension    | Retail  |
|-------------|----------|-------|-------------|-------|--------------|---------|
| BH0820001-1 | Portable | 2900W | Matte Black | 240V  | 28" Diameter | \$4,999 |

\*Special Order



# TUNGSTEN SMART-HEAT GAS



Tungsten 300

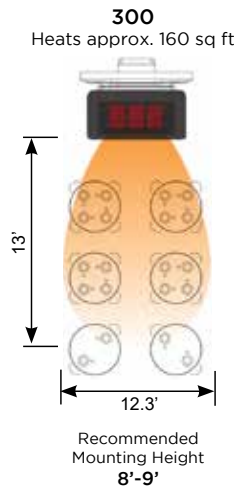
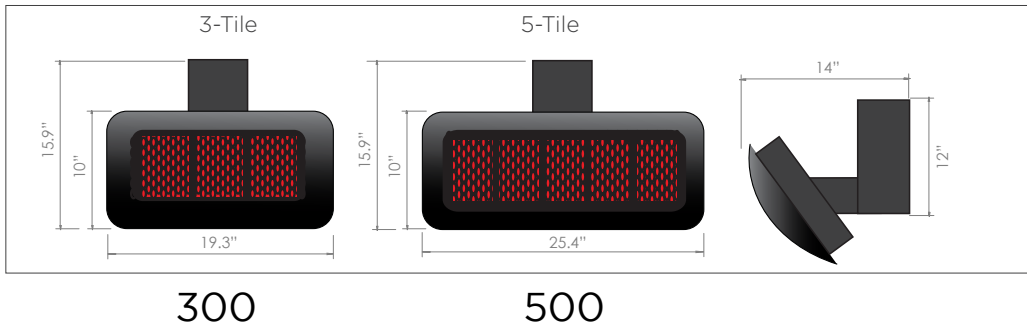


Tungsten 500

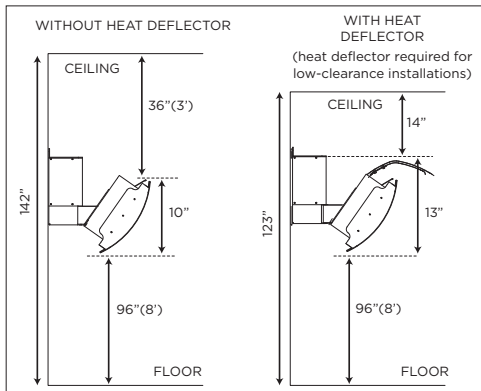
## FEATURES

- **Bi-directional Easy-Pivot Arm:** 25° rotation each side.
- **Electronic Ignition:** One or multiple units can be switched on and off simultaneously from a single remote-located switch (non included).
- **Automatic Re-ignition:** Should the heater not re-ignite for any reason, the integrated “Flame Failure Safety Shut-off Control” turns the heater off immediately.
- **Universal Bracket:** Easy upgrade from 300 to 500 model.

## DIMENSIONS

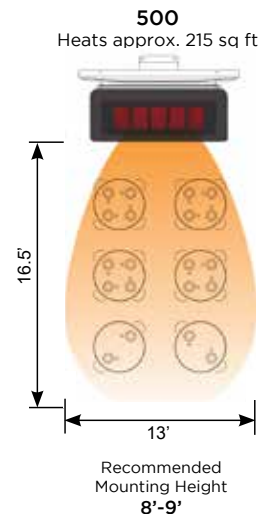
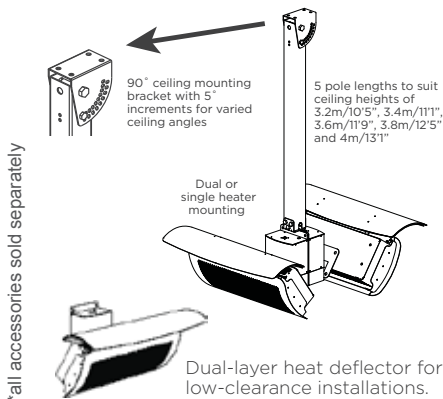


## MINIMUM INSTALLATION CLEARANCES



## ACCESSORIES\*

- Dual-directional ceiling pole
- Ceiling Pole Unit must be mounted 2.5m off the ground (8')
- Dual-layer heat deflector (See part numbers in table below)



BROMIC OUTDOOR HEATING

## TUNGSTEN SMART-HEAT GAS

Includes standard mounting bracket that can be used for both wall and ceiling, power cord for 110V outlet (requires 2 Amps of electricity to operate). Outlets may be controlled by a standard electrical switch. Multiple outlets and/or heaters may be controlled from 1 switch.

| Item #      | Model    | BTU's  | Volts | Amps | # of Burner Tiles | Fuel | Retail  |
|-------------|----------|--------|-------|------|-------------------|------|---------|
| BH0210001-1 | 300 - NG | 26,000 | 110V  | 2A   | 3                 | NG   | \$1,775 |
| BH0210002-1 | 300 - LP | 26,000 | 110V  | 2A   | 3                 | LP   | \$1,775 |
| BH0210003-1 | 500 - NG | 43,000 | 110V  | 2A   | 5                 | NG   | \$2,026 |
| BH0210004-1 | 500 - LP | 43,000 | 110V  | 2A   | 5                 | LP   | \$2,026 |

## CEILING MOUNTING OPTIONS *(Only available in Black)*

| Item #     | Description               | Ceiling Height | Retail |
|------------|---------------------------|----------------|--------|
| BH3030003  | 9.69" Ceiling Mount Pole  | 10' 6"         | \$357  |
| BH3030004  | 13.62" Ceiling Mount Pole | 10' 10"        | \$357  |
| BH3030005  | 17.56" Ceiling Mount Pole | 11' 2"         | \$357  |
| BH3030006  | 25.43" Ceiling Mount Pole | 11' 10"        | \$357  |
| BH3030007* | 33.31" Ceiling Mount Pole | 12' 6"         | \$357  |
| BH3030008  | 41.18" Ceiling Mount Pole | 13' 1"         | \$357  |

## HEAT DEFLECTORS

Used to minimize the amount of ceiling clearance needed for a heater. See diagram on page 10.

| Item #    | Description                          | Retail |
|-----------|--------------------------------------|--------|
| BH3030011 | Heat Deflector - 300 Series Tungsten | \$292  |
| BH3030012 | Heat Deflector - 500 Series Tungsten | \$335  |

## CONTROLS *(Optional)*

| Item #    | Description  | Control | Bromic App Required | Retail |
|-----------|--|---------|---------------------|--------|
| BH3130051 | On/Off Affinity Smart-Heat One Channel Control with Timer<br>(Can control up to 10 gas heaters simultaneously) | On/Off  | ✓                   | \$359  |
| BH3130071 | Indoor Single 20 Amp Wall Switch   | On/Off  | ✗                   | \$105  |
| BH3130072 | Indoor Dual 20 Amp Wall Switch   | On/Off  | ✗                   | \$181  |
| BH3130081 | Outdoor Single 20 Amp Wall Switch  | On/Off  | ✗                   | \$147  |
| BH3130082 | Outdoor Dual 20 Amp Wall Switch  | On/Off  | ✗                   | \$243  |

\*Special Order


Scan QR Code to view details on  
**Tungsten Smart-Heat Gas**



# PLATINUM SMART-HEAT GAS



Platinum 300

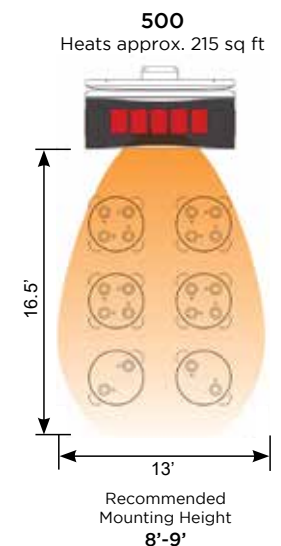
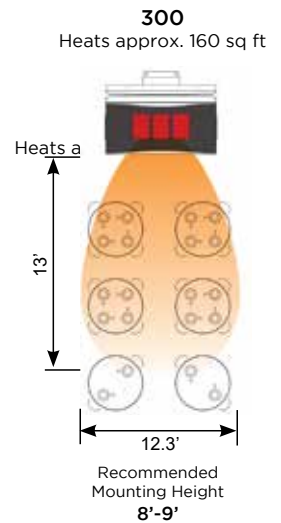
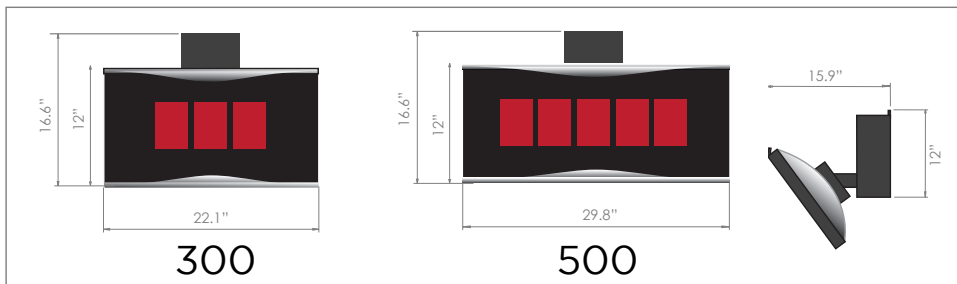


Platinum 500

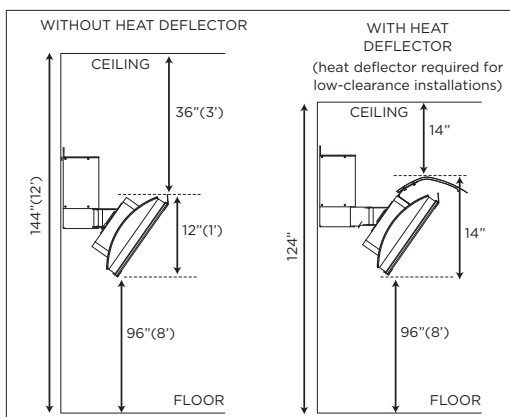
## FEATURES

- **Tinted Glass-Ceramic Screen:** The Platinum's screen spreads comfort evenly across an area while emitting a soft red glow.
- **Ceramic Efficiency:** Slow-release ceramic burners efficiently combust gas to fuel the most environmentally friendly gas-fired heating method available.
- **Elegantly Subtle Design:** Equally at home as the stunning centerpiece or supporting from the sidelines.
- **Patented Direct Ignition:** Automated direct ignition eliminates the need for a pilot, resulting in instantaneous ignition.
- **Ultimate Wind Resistance:** Patented screen and ionization probe technology enables remarkable wind resistance, functioning reliably in winds of up to 11 mph.
- **Directional Control:** Easy pivot bracket offers adjustable heat direction and coverage.

## DIMENSIONS



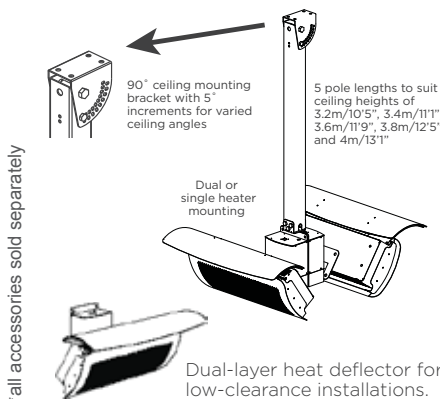
### MINIMUM INSTALLATION CLEARANCES



\*Non-residential indoor 2500mm

### ACCESSORIES\*

- Dual-directional ceiling pole
- Ceiling Pole Unit must be mounted 2.5m off the ground (8')
- Dual-layer heat deflector (See part numbers in table below)



\*all accessories sold separately

BROMIC OUTDOOR HEATING

## PLATINUM SMART-HEAT GAS

Includes standard mounting bracket that can be used for both wall and ceiling, power cord for 110V outlet (requires 2 Amps of electricity to operate). Outlets may be controlled by a standard electrical switch. Multiple outlets and/or heaters may be controlled from 1 switch.

| Item #      | Model    | BTU's  | Volts | Amps | # of Burner Tiles | Fuel | Retail  |
|-------------|----------|--------|-------|------|-------------------|------|---------|
| BH0110001-1 | 300 - NG | 23,600 | 110V  | 2A   | 3                 | NG   | \$2,298 |
| BH0110002-1 | 300 - LP | 23,600 | 110V  | 2A   | 3                 | LP   | \$2,298 |
| BH0110003-1 | 500 - NG | 39,800 | 110V  | 2A   | 5                 | NG   | \$2,580 |
| BH0110004-1 | 500 - LP | 39,800 | 110V  | 2A   | 5                 | LP   | \$2,580 |

See Control Option on page 236.

## CEILING MOUNT OPTIONS (Only available in Black)

| Item #     | Description               | Ceiling Height | Retail |
|------------|---------------------------|----------------|--------|
| BH3030003  | 9.69" Ceiling Mount Pole  | 10' 6"         | \$357  |
| BH3030004  | 13.62" Ceiling Mount Pole | 10' 10"        | \$357  |
| BH3030005  | 17.56" Ceiling Mount Pole | 11' 2"         | \$357  |
| BH3030006  | 25.43" Ceiling Mount Pole | 11' 10"        | \$357  |
| BH3030007* | 33.31" Ceiling Mount Pole | 12' 6"         | \$357  |
| BH3030008  | 41.18" Ceiling Mount Pole | 13' 1"         | \$357  |

## HEAT DEFLECTORS

Used to minimize the amount of ceiling clearance needed for a heater. See diagram on page 12.

| Item #      | Description                          | Retail |
|-------------|--------------------------------------|--------|
| BH3030001-1 | Heat Deflector - 300 Series Platinum | \$292  |
| BH3030002-1 | Heat Deflector - 500 Series Platinum | \$335  |

## CONTROLS (Optional)

| Item #    | Description  | Control | Bromic App Required | Retail |
|-----------|--|---------|---------------------|--------|
| BH3130051 | On/Off Affinity Smart-Heat One Channel Control with Timer<br>(Can control up to 10 gas heaters simultaneously) | On/Off  | ✓                   | \$359  |
| BH3130071 | Indoor Single 20 Amp Wall Switch   | On/Off  | ✗                   | \$105  |
| BH3130072 | Indoor Dual 20 Amp Wall Switch   | On/Off  | ✗                   | \$181  |
| BH3130081 | Outdoor Single 20 Amp Wall Switch  | On/Off  | ✗                   | \$147  |
| BH3130082 | Outdoor Dual 20 Amp Wall Switch  | On/Off  | ✗                   | \$243  |

\*Special Order

Scan QR Code to view details on  
**Platinum Smart-Heat Gas**



# TUNGSTEN SMART-HEAT PORTABLE

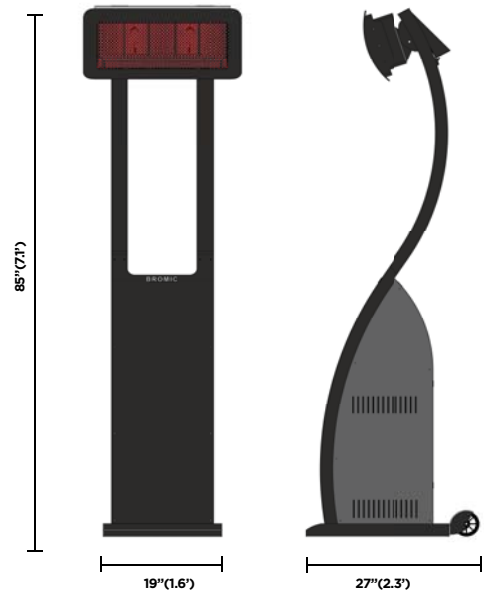


Controls



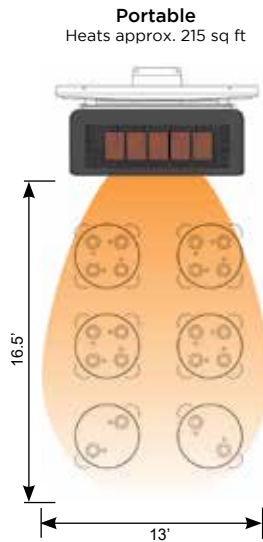
Built-in Wheels

## DIMENSIONS

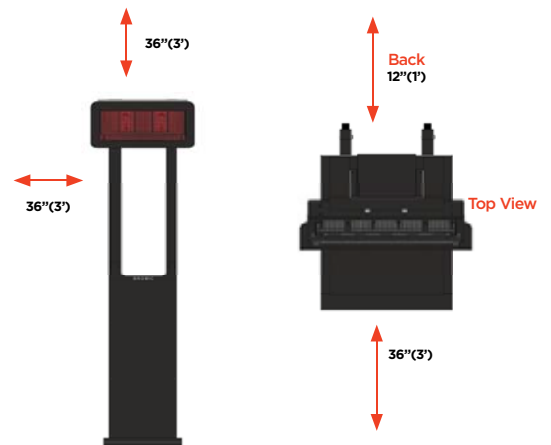


## FEATURES

- **Heat Output:** The Tungsten Smart-Heat Portable delivers a widespread heat field.
- **Versatility:** Unique and patented adjustable heat control ensures comfortable heat.
- **Efficiency:** High intensity ceramic burner, delivering optimal heat with minimal heat loss.
- **Wind Resistance:** Specifically built to provide constant and consistent heat in any environment at wind speeds up to 8 mph.
- **Directional Heat:** Innovative adjustable tilting head ensures warmth goes exactly where it is needed.
- **Modular Design:** Functional and pragmatic, the Tungsten Smart-Heat Portable can easily be assembled, dismantled and stored.
- **Maneuverability:** Anti-tilt structure with built-in wheels for easy movement.
- **Soft Touch Ignite:** Battery activated repetitive spark Ignition



## MINIMUM INSTALLATION CLEARANCES





BROMIC OUTDOOR HEATING

## TUNGSTEN SMART-HEAT PORTABLE GAS

Controlled by a push button battery igniter. Has a simple dial system to control low to high. Operates on a 20 lb propane tank (sold separately) that is concealed within the base.

| Item #    | Model                  | BTU's           | # of Burners Tiles | Fuel | Retail  |
|-----------|------------------------|-----------------|--------------------|------|---------|
| BH0510001 | Tungsten Portable - LP | 21,300 - 38,500 | 5                  | LP   | \$2,360 |
| BH0510005 | Tungsten Portable - NG | 21,300 - 38,500 | 5                  | NG   | \$2,360 |

## WEATHER COVER

| Item #    | Description              | Retail |
|-----------|--------------------------|--------|
| BH3030010 | Weather Cover, Head Only | \$108  |

## AFFINITY SMART-HEAT CONTROLS

- Control heat output with the Bromic App
- 6 Models provide a range of capacity options
- Compatible with Platinum and Tungsten Electric Models only
- 208V, 240V, and 277V compatible
- Remote Access via Wi-Fi Connectivity
- Timer and scheduling options using the App
- Easily integrated into Business and Home Automation Systems
- Improved waterproof design provides a flexible placement both indoors or outdoors
- Flexible cable gland placement



SMART-HEAT DIMMER

## BROMIC AFFINITY SMART-HEAT APP FEATURES

- Downloads available from the Apple App Store and Google Play Store
- Bluetooth, Wi-Fi, and Ethernet enabled communication
- Control multiple heaters from one device
- Create schedules to set a timer and monitor use
- Voice activation for Google Home and Amazon Alexa Home
- Allow access for multiple users



SMART-HEAT ON/OFF

## AFFINITY SMART-HEAT CONTROL OPTIONS

| Item #    | Description  | Wattage Capacity | Control | Bromic App Required | Retail  |
|-----------|--|------------------|---------|---------------------|---------|
| BH3130061 | One Channel Dimmer   | 6,000W           | Dimmer  | ✓                   | \$762   |
| BH3130062 | Two Channel Dimmer   | 12,000W          | Dimmer  | ✓                   | \$1,197 |
| BH3130063 | Five Channel Dimmer (Requires 3 Phase Electric)  | 30,000W          | Dimmer  | ✓                   | \$4,080 |
| BH3130051 | One Channel On/Off   | 6,000W           | On/Off  | ✓                   | \$359   |
| BH3130052 | Two Channel On/Off   | 12,000W          | On/Off  | ✓                   | \$550   |
| BH3130053 | Five Channel On/Off (Requires 3 Phase Electric)  | 30,000W          | On/Off  | ✓                   | \$2,045 |
| BH3130070 | Ethernet Expansion Board (Compatible with One and Two Channel Smart-Heat controls to integrate with Home Automation) |                  |         |                     | \$373   |

### Notes:

Each channel has a max capacity of 6,000 watts. Each channel of the same controller should assume the same wattage heaters.

The Affinity Smart-Heat Controls require a smart device with internet connectivity, as well as the Bromic Affinity Smart-Heat App which is available for download through the Apple App Store and Google Play Store.



Scan QR Code for Smart-Heat Manual

# HEATER WALL SWITCHES

## WALL SWITCHES

- Turn heaters on and off with a simple wall switch
- 4 Models include single and dual switch options for both indoors and outdoor installation.
- Compatible with all Platinum and Tungsten Gas and Electric Models
- 110V to 277V compatible
- Easy to install, easy to use



INDOOR  
WALL SWITCH



OUTDOOR  
WALL SWITCH

## ON/OFF WALL SWITCHES

| Item #    | Description                       | Wattage Capacity | Retail |
|-----------|-----------------------------------|------------------|--------|
| BH3130071 | Indoor Single 20 Amp Wall Switch  | Single Element   | \$105  |
| BH3130072 | Indoor Dual 20 Amp Wall Switch    | Dual Element     | \$181  |
| BH3130081 | Outdoor Single 20 Amp Wall Switch | Single Element   | \$147  |
| BH3130082 | Outdoor Dual 20 Amp Wall Switch   | Dual Element     | \$243  |



Scan QR Code for  
Switches Manual



Switch Compatibility  
Chart

# HEAT PLANNING GUIDE

Answer these questions to help plan out your Bromic Heating project.

1) How big is the space you are looking to heat? (LxW)

2) What are you trying to heat?  Entire space  Focus on a few areas

3) Can you supply plans, pictures, or drawings of the space?  Yes  No

4) Is your space covered or open?

**COVERED**

Ceiling Type:  Pitched/Vaulted  Flat

Ceiling Height:

Ceiling Material:

**OPEN**

What are you mounting to?

5) Select Heat Type, Electric or Gas/Mounting/Controls:

**ELECTRIC**

Voltage Supply:  208  240  277

Phase:  Single Phase (1PH)

Mounting:  Surface → If Surface, choose:  Wall  Ceiling

Recessed → If Recessed, specify color:

Controls:  On/Off  Dimming Capability

Is there a home automation system present?  Yes  No

**GAS** (Covered areas need a minimum of 10.5' ceilings)


Fuel Type:  NG  LP

Surface Mount:  Wall  Ceiling

Portable:  Yes  No

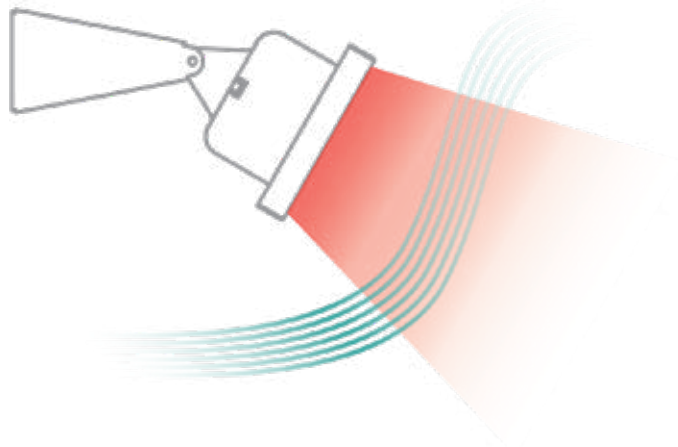
Contact Name:  Contact E-mail:

Contact Phone:  Project Name:



## INFRA<sup>TECH</sup> OUTDOOR HEATING ELECTRIC

REV: 04/06/26



### Infrared Fact:

Infratech electric heaters are specifically designed so heat doesn't blow away in windy or drafty fall air.

## TABLE OF CONTENTS

### INFRA<sup>TECH</sup>

- Slimline ..... 4
- C Series Garage Heater ..... 4
- C-Series Single Element ..... 5
- CD-Series Dual Element ..... 6
- Value Controls..... 8
- Universal Controls..... 10
- Home Management System ..... 10
- Solid State Relay & Controls..... 11
- 208, 277, 480 Volts ..... 12
- 240 Volts Replacement Elements ..... 15

### LITERATURE

| Item #      | Description                 |
|-------------|-----------------------------|
| WS19        | Infratech Full Line Catalog |
| INFBROCHURE | Infratech Control Options   |
| INFMOTIF    | Infratech Motif Collection  |
| INFMARINE   | Infratech Marine Upgrade    |
| INFDROP     | Infratech Drop Pole         |
| INFBOND     | Infratech Smart Controls    |

# WHY INFRARED HEAT?

A heated quartz element emits a safe, clean wavelength of light that is only absorbed by solid objects, transferring heat directly to a person, table or floor rather than heating the air.

For this reason, infrared heat can be distributed very evenly, and will not simply "blow away" in windy or drafty conditions. Infratech medium wave quartz element heaters are 93% efficient and emit a barely discernible, pleasing glow that will not affect the ambience of your gathering – unlike competitive short-wave or halogen electric heaters that produce a very harsh glare or bright-colored light.



## COST OF OPERATION & MAINTENANCE

### OPERATION

It's simple to determine the cost of operating an Infratech heater—multiply the rate charged by your local utility company by the wattage of your heater.

$$\text{Your Utility Rate} \times \text{Wattage of Your Heater} = \text{Cost of Operation}$$

EXAMPLE: Your utility charges \$0.15\* / kilowatt hour (kW) X 3 (for a 3000 watt heater) = \$0.45 / hour

\*This is the National Average. Utility charges will vary.

### MAINTENANCE

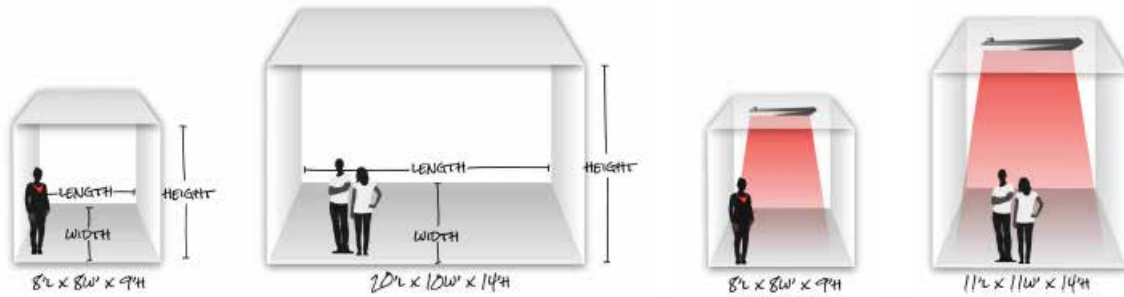
Unlike traditional gas heaters, Infratech electric heaters are virtually maintenance free. For long lasting use, we recommend once a year to spray the heater with a hose and wipe down. Our elements are rated to last 5,000 hours, plus they are simple and inexpensive to replace.

*When you consider our low cost and minimal maintenance, Infratech heaters are easily the first choice when heating outdoor space.*

# 3 STEPS TO CHOOSING YOUR INFRATECH SYSTEM

## 1 MEASURE THE AREA

Determine the approximate measurements and mounting heights of the area you want to heat (Include: length, width, and height). Also consider where people will gather and spend time, like dining or lounge areas.



## 2 SELECT THE HEATERS


Select the heater(s) that will work both functionally and aesthetically for your space. Consider factors such as size, voltage, number of heaters, colors, and mounting options.

|                 | C-20     | C-25   CD-30 | C-30     | C-40      | CD-40     | CD-52     | CD-60      |
|-----------------|----------|--------------|----------|-----------|-----------|-----------|------------|
| Heat Coverage   | 6' x 6'  | 7' x 7'      | 8' x 8'  | 10' x 10' | 8' x 10'  | 9' x 10'  | 11' x 11'  |
| Mounting Height | 7' to 9' | 7' to 9'     | 7' to 9' | 8' to 11' | 8' to 12' | 8' to 12' | 10' to 14' |

**NOTE:** Indoor or well-protected environments will generally exceed average coverage. Heaters may provide less than average coverage in extremely cold or windy conditions.

## 3 CHOOSE THE CONTROLS

Choose a control option that works best for your application and budget. Options include value controls, solid-state relay control package, home management integration panel and the new universal control panel.



# SLIMLINE SERIES, SINGLE ELEMENT

## 240 VOLTS



Silver



All Black  
Slimline Shadow™

Select a heater and control system (page 8-11) to make a complete unit.

### 4000 WATT HEATERS, 63 1/2" 16.7 Amps

| Item #      | Model   | Color  | Volts | Retail  |
|-------------|---------|--------|-------|---------|
| 21-5080-SLV | SL-4024 | Silver | 240   | \$1,109 |
| 21-5080-BLK | SL-4024 | Black  | 240   | \$1,109 |

- **Slimline Series Includes:** T-Slot Mounting Brackets that can be used for both wall and ceiling installation.
- **Additional Voltages & Wattages Available:** The Slimline Series, Single Element heaters are also available in 1600W, 2400W, 3000W, 4000W, in 208V and 277V. See pages 12-15.

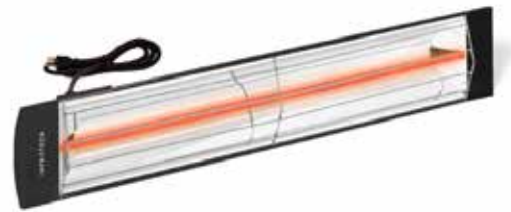
### SPECIFICATIONS

|                 | SL-16    | SL-24    | SL-30    | SL-40     |
|-----------------|----------|----------|----------|-----------|
| Heat Coverage   | 5' x 5'  | 7' x 7'  | 8' x 8'  | 10' x 10' |
| Mounting Height | 6' to 8' | 7' to 9' | 7' to 9' | 8' to 11' |

Note: Heat blooms will vary depending on air temperature.

# C-SERIES, GARAGE HEATER

## 120 VOLTS (PLUG-IN)



The Garage Heater can be mounted to a wall or ceiling using the mounting brackets provided or suspended with chains.

### 1500 WATT HEATER, 33" (PLUG-IN) 12.5 Amps

| Item #      | Model   | Color | Volts | Retail |
|-------------|---------|-------|-------|--------|
| 21-3004-BLK | 21-3004 | Black | 120   | \$472  |


### SPECIFICATIONS

|                 | 21-3004  |
|-----------------|----------|
| Heat Coverage   | 5' x 5'  |
| Mounting Height | 6' to 7' |



# C-SERIES, SINGLE ELEMENT

## 240 VOLTS



White

Almond

Beige

Biscuit

Black

Bronze

Copper

Grey

Select a heater and control system (page 8-11) to make a complete unit.

## C-SERIES HEATERS

Additional non-stocking colors available.

| Item #     | Model  | Watts | Color           | Volts | Amps | Length  | Retail |
|------------|--------|-------|-----------------|-------|------|---------|--------|
| 21-3200-SS | C-3024 | 3,000 | Stainless Steel | 240   | 12.5 | 61 1/4" | \$862  |
| 21-3300-SS | C-4024 | 4,000 | Stainless Steel | 240   | 16.7 | 61 1/4" | \$880  |

## RECESSED/FLUSH MOUNT OPTIONS

Used to recess heaters into flat ceiling. Please refer to heater manual for detailed framing instructions.

Note: The color of the heater will not be visible once recessed into the ceiling. Non-stocking colors available add an additional \$50 per kit.

| Item #      | Description       | Color           | Heater Length | Retail |
|-------------|-------------------|-----------------|---------------|--------|
| 18-2305-SS  | Flush Mount Frame | Stainless Steel | 61 1/4"       | \$616  |
| 18-2305-BLK | Flush Mount Frame | Black           | 61 1/4"       | \$676  |
| 18-2305-WH  | Flush Mount Frame | White           | 61 1/4"       | \$676  |

## MOUNTING BRACKETS/DROP MOUNTS

| Item #     | Description  | Color | Retail |
|------------|--|-------|--------|
| 13-1246-BL | Drop Mount Heater Assembly (Extends 29" to 72") (Set Of 2) | Black | \$409  |
| 13-1246-WH | Drop Mount Heater Assembly (Extends 29" to 72") (Set Of 2) | White | \$469  |

Available in 208V, 277V, 480V see pages 12-14. See page 15 for 240V Replacement Elements.

Custom color matching is available for an additional charge. Call Empire Distributing for a quote.

## SPECIFICATIONS

Note: Heat blooms will vary depending on air temperature.

|                 | C-30     | C-40      |
|-----------------|----------|-----------|
| Heat Coverage   | 8' x 8'  | 10' x 10' |
| Mounting Height | 7' to 9' | 8' to 11' |



C & CD Series  
Cut Sheet



61 1/4" Flush Mount  
Frame Drawing

# CD-SERIES, DUAL ELEMENT

## 240 VOLTS



Select a heater and control system (page 8-11) to make a complete unit.

### CD-SERIES HEATERS 240V Additional non-stocking colors available.

| Item #      | Model   | Watts | Color                               | Volts | Amps | Length  | Retail  |
|-------------|---------|-------|-------------------------------------|-------|------|---------|---------|
| 21-4000-SS  | CD-3024 | 3,000 | Stainless Steel                     | 240   | 12.5 | 33"     | \$839   |
| 21-4100-SS  | CD-4024 | 4,000 | Stainless Steel                     | 240   | 16.7 | 39"     | \$856   |
| 21-4100-BLK | CD-4024 | 4,000 | Black                               | 240   | 16.7 | 39"     | \$916   |
| 21-4100-MB  | CD-4024 | 4,000 | Bronze                              | 240   | 16.7 | 39"     | \$916   |
| 21-4100-WH  | CD-4024 | 4,000 | White                               | 240   | 16.7 | 39"     | \$916   |
| 21-4100-MG  | CD-4024 | 4,000 | Marine Grade<br>316 Stainless Steel | 240   | 16.7 | 39"     | \$1,106 |
| 21-4250-SS  | CD-5224 | 5,200 | Stainless Steel                     | 240   | 21.6 | 48"     | \$930   |
| 21-4250-BLK | CD-5224 | 5,200 | Black                               | 240   | 21.6 | 48"     | \$990   |
| 21-4250-WH  | CD-5224 | 5,200 | White                               | 240   | 21.6 | 48"     | \$990   |
| 21-4250-MG  | CD-5224 | 5,200 | Marine Grade<br>316 Stainless Steel | 240   | 21.6 | 48"     | \$1,180 |
| 21-4300-SS  | CD-6024 | 6,000 | Stainless Steel                     | 240   | 25   | 61 1/4" | \$1,004 |
| 21-4300-BLK | CD-6024 | 6,000 | Black                               | 240   | 25   | 61 1/4" | \$1,064 |
| 21-4300-MB  | CD-6024 | 6,000 | Bronze                              | 240   | 25   | 61 1/4" | \$1,064 |
| 21-4300-WH  | CD-6024 | 6,000 | White                               | 240   | 25   | 61 1/4" | \$1,064 |
| 21-4300-MG  | CD-6024 | 6,000 | Marine Grade<br>316 Stainless Steel | 240   | 25   | 61 1/4" | \$1,254 |

Available in 208V, 277V, 480V see pages 12-14. See page 15 for 240V Replacement Elements.  
Custom color matching is available for an additional charge. Call Empire Distributing for a quote.

### SPECIFICATIONS

Note: Heat blooms will vary depending on air temperature.

|                 | CD-30    | CD-40     | CD-52     | CD-60      |
|-----------------|----------|-----------|-----------|------------|
| Heat Coverage   | 7' x 7'  | 8' x 10'  | 9' x 10'  | 11' x 11'  |
| Mounting Height | 7' to 9' | 8' to 12' | 8' to 12' | 10' to 14' |

# CD-SERIES, DUAL ELEMENT

## 240 VOLTS

### RECESSED/FLUSH MOUNT OPTIONS

Used to recess heaters into flat ceiling. Please refer to heater manual for detailed framing instructions.

Note: The color of the heater will not be visible once recessed into the ceiling.

Non-stocking colors available add an additional \$50 per kit. See page 6 for color options.

| Item #      | Color                            | Volts | Heater Length | Retail |
|-------------|----------------------------------|-------|---------------|--------|
| 18-2295-SS* | Stainless Steel                  | 240   | 33"           | \$556  |
| 18-2300-SS  | Stainless Steel                  | 240   | 39"           | \$572  |
| 18-2300-BLK | Black                            | 240   | 39"           | \$632  |
| 18-2300-WH  | White                            | 240   | 39"           | \$632  |
| 18-2300-MG  | Marine Grade 316 Stainless Steel | 240   | 39"           | \$822  |
| 18-2302-SS  | Stainless Steel                  | 240   | 48"           | \$587  |
| 18-2302-BLK | Black                            | 240   | 48"           | \$647  |
| 18-2302-WH  | White                            | 240   | 48"           | \$647  |
| 18-2302-MG  | Marine Grade 316 Stainless Steel | 240   | 48"           | \$837  |
| 18-2305-SS  | Stainless Steel                  | 240   | 61 ¼"         | \$616  |
| 18-2305-BLK | Black                            | 240   | 61 ¼"         | \$676  |
| 18-2305-WH  | White                            | 240   | 61 ¼"         | \$676  |
| 18-2305-MG  | Marine Grade 316 Stainless Steel | 240   | 61 ¼"         | \$866  |

### MOUNTING BRACKETS/DROP MOUNTS

| Item #     | Description  | Color  | Retail |
|------------|--|--------|--------|
| 13-1246-BL | Drop Mount Heater Assembly (Extends 29" to 72") (Set Of 2) | Black  | \$409  |
| 13-1246-BR | Drop Mount Heater Assembly (Extends 29" to 72") (Set Of 2) | Bronze | \$469  |
| 13-1246-WH | Drop Mount Heater Assembly (Extends 29" to 72") (Set Of 2) | White  | \$469  |

### MOTIF FASCIAS

Additional non-stocking Motifs available. Motifs cannot be used with recess kit.

| Item #        | Description  | Color | Element | Fits  | Retail |
|---------------|--------------|-------|---------|-------|--------|
| 19-1000-BL1-D | Contemporary | Black | Dual    | 39"   | \$127  |
| 19-1002-BL1-D | Contemporary | Black | Dual    | 48"   | \$140  |
| 19-1005-BL1-D | Contemporary | Black | Dual    | 61 ¼" | \$152  |
| 19-1000-BL2-D | Craftsman    | Black | Dual    | 39"   | \$127  |
| 19-1002-BL2-D | Craftsman    | Black | Dual    | 48"   | \$140  |
| 19-1005-BL2-D | Craftsman    | Black | Dual    | 61 ¼" | \$152  |

\*Special Order



MOTIF  
Contemporary



MOTIF  
Craftsman



C & CD Series  
Cut Sheet



39" Flush Mount  
Frame Drawing



48" Flush Mount  
Frame Drawing



61 ¼" Flush Mount  
Frame Drawing

## SINGLE ON/OFF SWITCHES



- Single On/Off Switches are a low-cost solution to operate single element heaters.
- 20 Amp max per switch
- Wire your heater to the switch, then the switch to your electrical service panel.
- Recommended to be used with C Series and Slimline heaters

## DUPLEX STACK ON/OFF SWITCHES



- Duplex Stack Switches are a low-cost solution to operate dual element heaters, allowing both elements to operate at a 100% heat or one element for 50% heat.
- 40 Amp max per stack, 20 Amps per switch.
- Wire your heater to the switch, then the switch to your electrical service panel
- Best used with CD & WD Series heaters



## ENHANCED TIMER CONTROLS

- Includes digital timer to enhance value control switch functionality.
- Each Contactor has a maximum of 6000 Watt capacity at 240V
- Offered in Single (6000 Watt) or Dual (12000 Watt) Contactor configuration
- Type 1 Enclosure (Must be mounted indoors)
- Digital Timer included (15 minutes - 2 hours)
- Requires either Single or Duplex ON/OFF switch or **NEW** Smart Switch.
- **NEW** Smart Switch allows for ON/OFF heater operation from the wall switch or operate heaters from a smart device through the Bond app.



View a flow chart for Bond Smart Switch installation.

## INFINITE CONTROL REGULATORS



- Infinite controls allows you to adjust the intensity of single element heaters.
- Each dial has a max of 3,000 Watts allowed.
- Each dial has a max of 15 Amps allowed.
- Not recommended for use with CD & WD dual element heaters.

## SINGLE ON/OFF SWITCHES

Low cost option for single element heaters. 20 Amp max per switch. Recommended for C-Series & Slimline installations.

| Item #  | Switch | Mount   | Housing Options            | Amp per Pole | Retail |
|---------|--------|---------|----------------------------|--------------|--------|
| 14-4400 | Single | Flush   | SS Wall Plate and Gang Box | 20           | \$110  |
| 14-4410 | Single | Flush   | Weatherproof Cover         | 20           | \$127  |
| 14-4420 | Single | Surface | Weatherproof Box and Cover | 20           | \$143  |
| 14-4405 | Dual   | Flush   | SS Wall Plate and Gang Box | 20           | \$190  |
| 14-4415 | Dual   | Flush   | Weatherproof Cover         | 20           | \$219  |
| 14-4425 | Dual   | Surface | Weatherproof Box and Cover | 20           | \$236  |

## DUPLEX STACK ON/OFF SWITCHES

Low cost option for dual element heaters - turn on both elements or just 1 element for 1/2 power. 40 Amp max per stack, 20 Amps per switch. Recommended for CD & WD-Series heaters.

| Item #  | Switch        | Mount   | Housing Options            | Amp per Pole | Retail |
|---------|---------------|---------|----------------------------|--------------|--------|
| 14-4300 | Single Duplex | Flush   | SS Wall Plate and Gang Box | 20           | \$128  |
| 14-4310 | Single Duplex | Flush   | Weatherproof Cover         | 20           | \$143  |
| 14-4320 | Single Duplex | Surface | Weatherproof Box and Cover | 20           | \$158  |
| 14-4305 | Dual Duplex   | Flush   | SS Wall Plate and Gang Box | 20           | \$205  |
| 14-4315 | Dual Duplex   | Flush   | Weatherproof Cover         | 20           | \$237  |
| 14-4325 | Dual Duplex   | Surface | Weatherproof Box and Cover | 20           | \$253  |

## ENHANCED TIMER CONTROLS

Includes one digital timer for use with on/off switches, or the new ON/OFF Smart Switch. Switches sold separately.

| Item #      | Description   | Watts  | Retail  |
|-------------|---|--------|---------|
| 14-4700     | Single Contactor Panel w/ Timer                               | 6,000  | \$700   |
| 14-4700-20B | Single Contactor Panel w/ Timer and 20 amp Breaker            | 6,000  | \$904   |
| 14-4700-32B | Single Contactor Panel w/ Timer and 32 amp Breaker            | 6,000  | \$904   |
| 14-4710     | Dual Contactor Panel w/ Timer                                 | 12,000 | \$800   |
| 14-4710-20B | Dual Contactor Panel w/ Timer and 20 amp Breaker              | 12,000 | \$1,116 |
| 14-4710-32B | Dual Contactor Panel w/ Timer and 32 amp Breaker              | 12,000 | \$1,116 |
| 14-4790     | Flush Mount Cover with Access Door (Requires Contactor Panel) |        | \$200   |
| 15-1725     | ON/OFF Smart Switch   |        | \$125   |

## INFINITE CONTROL REGULATORS

Allows you to adjust the intensity of the heater. Each dial has a max of 3,000 Watts and 15 Amps allowed.

Not recommended for use with CD & WD dual element heaters.

| Item #  | Regulator | Mount   | Housing Options            | Amp per Regulator | Retail |
|---------|-----------|---------|----------------------------|-------------------|--------|
| 14-4200 | Single    | Flush   | Wall Plate w/ Gang Box     | 15                | \$127  |
| 14-4210 | Single    | Flush   | Weatherproof Cover         | 15                | \$143  |
| 14-4220 | Single    | Surface | Weatherproof Box and Cover | 15                | \$158  |
| 14-4205 | Dual      | Flush   | Wall Plate w/ Gang Box     | 15                | \$205  |
| 14-4215 | Dual      | Flush   | Weatherproof Cover         | 15                | \$236  |
| 14-4225 | Dual      | Surface | Weatherproof Box and Cover | 15                | \$253  |

# UNIVERSAL CONTROLS & HOME MANAGEMENT SYSTEM



## UNIVERSAL CONTROL PANEL

- The Universal Controller allows you to operate an infinite number of heaters in multiple zones from 0-100% heat intensity, with optional timer feature.
- Multiple options to control your Infratech heaters:
  - Decora Universal Slide Dimmer / Timer Control – Included with your Universal Control Panel
  - Upgrade your Universal Controls operation with Infratech’s **NEW** Smart Dimmer / Timer Switch. The new Smart Dimmer / Timer allows heater operation from the wall dimmer switch or operate heaters from a smart device through the downloadable app available from Infratech.
  - Compatible with Alexa, Siri, Google Home Assistant, plus many others.



## HOME MANAGEMENT SYSTEM

- Add more automation control to your smart home with Infratech’s exclusive Home Management System. By using Infratech’s Home Management Panel with your systems interface, you can control the heat without leaving your seat, and enjoy a host of other functions that enhance your comfort and convenience.
- Infratech’s Home Management Control is compatible with top-selling systems like Lutron™, Crestron™, Control 4™, Savant™, and others. Any 0-10V DC powered device will work.
- This control option offers a wide range of programming options through your home management system, including zone heating and timer functionality and the ability to save preferred heat settings for off-site control via mobile device.



| Item #<br>Universal Controls | Item #<br>Home Management | Description                  | Retail  |
|------------------------------|---------------------------|------------------------------|---------|
| 30-4071                      | 30-4061                   | 1 Relay Control              | \$2,108 |
| 30-4072                      | 30-4062                   | 2 Relay Control              | \$2,907 |
| 30-4073                      | 30-4063                   | 3 Relay Control              | \$4,304 |
| 30-4074                      | 30-4064                   | 4 Relay Control              | \$4,971 |
| 30-4075                      | 30-4065                   | 5 Relay Control              | \$6,499 |
| 30-4076                      | 30-4066                   | 6 Relay Control              | \$7,183 |
| 30-4070                      | 30-4070                   | Custom Control Panel         | Call    |
| 15-1720                      | –                         | Smart Dimmer Switch Per Zone | \$150*  |

\*One (1) per zone at no charge if ordered with a universal panel

## SPECIFICATIONS

- Each relay has a max capacity of 9,000 Watts. Do **NOT** mix heater wattages on a single relay.
- Control (3) 3000 Watt heaters per relay. (2) 4000 Watt heaters per relay. (1) 5200 Watt or 6000 Watt heater per relay.
- The relay box is installed as a sub-panel. The heaters are connected to the relay box, then the relay box connects to the main electrical service panel.
- Infratech advertises up to a 6 Relay Control Panel, however the number of relays can be unlimited if the power supply is adequate. (Call for quote.)

# SOLID STATE RELAY CONTROLS & PANEL



## SOLID STATE RELAY

- Infratech's Solid State controls are an ideal solution for commercial properties of all sizes. Enjoy efficient ease of use with a system configured to meet the needs of any space, from restaurants and nightclubs to stadiums and resorts.
- Zone heating capabilities let you control one or more heaters to heat specified target areas within a large-scale space with a single touch.
- An integrated timer function ensures that you never have to remember to turn the heating system off at the end of the day.
- Enjoy the ability to adjust heating intensity, to achieve ideal comfort for any space.
- The Solid State Relay Panel and Zone Analog Controller (with or without optional timer) work together, and are built on a project-specific basis.

Select one Solid State Relay Control and a Solid State Relay Panel to make a complete package.

## SOLID STATE RELAY CONTROLS (Solid State Relay Panel Required)

Must order voltage specific. Compatible with all voltages.

| Item #  | Description                               | Retail  |
|---------|---|---------|
| 30-4045 | 1 Zone Analog Controller w/ Digital Timer | \$779   |
| 30-4046 | 2 Zone Analog Controller w/ Digital Timer | \$979   |
| 30-4047 | 3 Zone Analog Controller w/ Digital Timer | \$1,193 |
| 30-4048 | 4 Zone Analog Controller w/ Digital Timer | \$1,406 |



ZONE ANALOG CONTROLLER W/ DIGITAL TIMER

## SOLID STATE RELAY PANELS (Solid State Relay Controls Required)

Must order voltage specific. Compatible with all voltages.

| Item #  | Description           | Retail  |
|---------|-----------------------|---------|
| 30-4051 | 1 Relay Control Panel | \$1,172 |
| 30-4052 | 2 Relay Control Panel | \$1,531 |
| 30-4053 | 3 Relay Control Panel | \$1,949 |
| 30-4054 | 4 Relay Control Panel | \$2,368 |
| 30-4055 | 5 Relay Control Panel | \$2,849 |
| 30-4056 | 6 Relay Control Panel | \$3,351 |



SOLID STATE RELAY PANEL

## SPECIFICATIONS

- Max capacity of 9,000 Watts per relay. Do NOT mix heater wattages on a single relay.
- Control: (3) 3000 Watt heaters per relay, (2) 4000 Watt heaters per relay, (1) 5200 Watt or 6000 Watt heater per relay.
- Relay box installed as a sub-panel. Heaters are connected to the sub-panel, the sub-panel connects to the main electrical service panel.
- Each Control Knob controls up to 3 Relays.
  - **EXAMPLE:** Control (3) 3,000 Watt heaters from 1 Relay, then Control 3 Relays from 1 Solid State Dial Control - Giving you the ability to control 9 heaters with 1 control knob.



Scan for  
Relay Panel  
Dimensions



## SLIMLINE SERIES (Single Element)

| Item #  | Description               | Retail  |
|---|---------------------------|---------|
| <b>1600 Watts, 29 1/2" in Length, 7.7 Amps</b>  |                           |         |
| 21-4997-SLV                                     | SL-1628, 208 Volts Silver | \$740   |
| 21-4997-BLK                                     | SL-1628, 208 Volts Black  | \$740   |
| <b>2400 Watts, 42 1/2" in Length, 11.5 Amps</b> |                           |         |
| 21-5010-SLV                                     | SL-2428, 208 Volts Silver | \$954   |
| 21-5010-BLK                                     | SL-2428, 208 Volts Black  | \$954   |
| <b>3000 Watts, 63 1/2" in Length, 14.4 Amps</b> |                           |         |
| 21-5050-SLV                                     | SL-3028, 208 Volts Silver | \$1,090 |
| 21-5050-BLK                                     | SL-3028, 208 Volts Black  | \$1,090 |
| <b>4000 Watts, 63 1/2" in Length, 19.2 Amps</b> |                           |         |
| 21-5090-SLV                                     | SL-4028, 208 Volts Silver | \$1,109 |
| 21-5090-BLK                                     | SL-4028, 208 Volts Black  | \$1,109 |

**Note for C & CD Heaters:**

Additional standard colors available, add \$50 per heater.

316 Marine Grade heaters can be custom ordered for installs done near large bodies of salt water, or in humid conditions.

Custom color matching is available for an additional charge.

Call Empire Distributing for a quote.

## C-SERIES (Single Element)

| Item #  | Description                       | Retail |
|---|-----------------------------------|--------|
| <b>1500 Watt, 33" in Length, 7 Amps</b>       |                                   |        |
| 21-3010-SS                                    | C-1528, 208 Volts Stainless Steel | \$641  |
| <b>2000 Watts, 39" in Length, 10 Amps</b>     |                                   |        |
| 21-3020-SS                                    | C-2028, 208 Volts Stainless Steel | \$707  |
| <b>2500 Watts, 39" in Length, 12 Amps</b>     |                                   |        |
| 21-3110-SS**                                  | C-2528, 208 Volts Stainless Steel | \$612  |
| <b>2600 Watts, 48" in Length, 12.5 Amps</b>   |                                   |        |
| 21-3145-SS                                    | C-2628, 208 Volts Stainless Steel | \$785  |
| <b>3000 Watts, 61 1/4" in Length, 14 Amps</b> |                                   |        |
| 21-3220-SS                                    | C-3028, 208 Volts Stainless Steel | \$862  |
| <b>4000 Watts, 61 1/4" in Length, 19 Amps</b> |                                   |        |
| 21-3320-SS                                    | C-4028, 208 Volts Stainless Steel | \$880  |

## CD-SERIES (Dual Element)

| Item #  | Description                        | Retail  |
|---|------------------------------------|---------|
| <b>3000 Watts, 33" in Length, 14 Amps</b>       |                                    |         |
| 21-4010-SS                                      | CD-3028, 208 Volts Stainless Steel | \$839   |
| <b>4000 Watts, 39" in Length, 19 Amps</b>       |                                    |         |
| 21-4110-SS                                      | CD-4028, 208 Volts Stainless Steel | \$856   |
| <b>5000 Watts, 39" in Length, 24 Amps</b>       |                                    |         |
| 21-4210-SS**                                    | CD-5028, 208 Volts Stainless Steel | \$760   |
| <b>5200 Watts, 48" in Length, 25 Amps</b>       |                                    |         |
| 21-4260-SS*                                     | CD-5228, 208 Volts Stainless Steel | \$930   |
| <b>6000 Watts, 61 1/4" in Length, 28.8 Amps</b> |                                    |         |
| 21-4310-SS*                                     | CD-6028, 208 Volts Stainless Steel | \$1,004 |

## REPLACEMENT ELEMENTS - 208V

| Item #   | Description               | Fixtures                         | Retail |
|----------|---------------------------|----------------------------------|--------|
| 10-1060  | 30" 1500 Watt Element     | C-1528, W-1528, CD-3028, WD-3028 | \$138  |
| 10-1095  | 36" 2000 Watt Element     | C-2028, W-2028, CD-4028, WD-4028 | \$189  |
| 10-2020  | 36" 2500 Watt Element     | C-2528, W-2528, CD-5028, WD-5028 | \$189  |
| 10-2028* | 48" 2600 Watt Element     | C-2628, W-2628, CD-5228, WD-5228 | \$219  |
| 10-2040* | 58" 3000 Watt Element     | C-3028, W-3028, CD-6028, WD-6028 | \$249  |
| 10-2065* | 58" 4000 Watt Element     | C-4028, W-4028                   | \$249  |
| 10-7032  | 22 3/8" 1600 Watt Element | SL-1628                          | \$139  |
| 10-7040  | 35 3/8" 2400 Watt Element | SL-2428                          | \$189  |
| 10-7060  | 56 3/8" 3000 Watt Element | SL-3028                          | \$249  |
| 10-7080  | 56 3/8" 4000 Watt Element | SL-4028                          | \$249  |

\*Stocking

\*\*While Supplies Last



## SLIMLINE SERIES (Single Element)

| Item #  | Description               | Retail  |
|---|---------------------------|---------|
| <b>2400 Watts, 42 ½" in Length, 8.7 Amps</b>  |                           |         |
| 21-5030-SLV                                   | SL-2427, 277 Volts Silver | \$954   |
| 21-5030-BLK                                   | SL-2427, 277 Volts Black  | \$954   |
| <b>3000 Watts, 63 ½" in Length, 10.8 Amps</b> |                           |         |
| 21-5070-SLV                                   | SL-3027, 277 Volts Silver | \$1,090 |
| 21-5070-BLK                                   | SL-3027, 277 Volts Black  | \$1,090 |
| <b>4000 Watts, 63 ½" in Length, 14.4 Amps</b> |                           |         |
| 21-5110-SLV                                   | SL-4027, 277 Volts Silver | \$1,109 |
| 21-5110-BLK                                   | SL-4027, 277 Volts Black  | \$1,109 |

**Note for C & CD Heaters:**

Additional standard colors available, add \$50 per heater.

316 Marine Grade heaters can be custom ordered for installs done near large bodies of salt water, or in humid conditions.

Custom color matching is available for an additional charge.

Call Empire Distributing for a quote.

## C-SERIES (Single Element)

| Item #                                      | Description                       | Retail |
|---|-----------------------------------|--------|
| <b>2000 Watts, 39" in Length, 7 Amps</b>    |                                   |        |
| 21-3030-SS                                  | C-2027, 277 Volts Stainless Steel | \$707  |
| <b>2600 Watts, 48" in Length, 9.3 Amps</b>  |                                   |        |
| 21-3155-SS                                  | C-2627, 277 Volts Stainless Steel | \$785  |
| <b>3000 Watts, 61 ¼" in Length, 11 Amps</b> |                                   |        |
| 21-3210-SS                                  | C-3027, 277 Volts Stainless Steel | \$862  |
| <b>4000 Watts, 61 ¼" in Length, 14 Amps</b> |                                   |        |
| 21-3310-SS                                  | C-4027, 277 Volts Stainless Steel | \$880  |

## CD-SERIES (Dual Element)

| Item #  | Description                        | Retail  |
|---|------------------------------------|---------|
| <b>3000 Watts, 33" in Length, 11 Amps</b>     |                                    |         |
| 21-4030-SS                                    | CD-3027, 277 Volts Stainless Steel | \$839   |
| <b>4000 Watts, 39" in Length, 14 Amps</b>     |                                    |         |
| 21-4130-SS                                    | CD-4027, 277 Volts Stainless Steel | \$856   |
| <b>5200 Watts, 48" in Length, 18.7 Amps</b>   |                                    |         |
| 21-4280-SS                                    | CD-5227, 277 Volts Stainless Steel | \$930   |
| <b>6000 Watts, 61 ¼" in Length, 21.7 Amps</b> |                                    |         |
| 21-4330-SS                                    | CD-6027, 277 Volts Stainless Steel | \$1,004 |

## REPLACEMENT ELEMENTS - 277V

| Item #   | Description             | Fixtures                         | Retail |
|----------|-------------------------|----------------------------------|--------|
| 10-1090  | 36" 2000 Watt Element   | C-2027, W-2027, CD-4027, WD-4027 | \$189  |
| 10-2015  | 36" 2500 Watt Element   | C-2527, W-2527, CD-5027, WD-5027 | \$189  |
| 10-2027  | 48" 2600 Watt Element   | C-2627, W-2627, CD-5227, WD-5227 | \$219  |
| 10-2035* | 58" 3000 Watt Element   | C-3027, W-3027, CD-6027, WD-6027 | \$249  |
| 10-2060  | 58" 4000 Watt Element   | C-4027, W-4027                   | \$249  |
| 10-7050  | 35 ⅜" 2400 Watt Element | SL-2427                          | \$189  |
| 10-7070  | 56 ⅜" 3000 Watt Element | SL-3027                          | \$249  |
| 10-7090  | 56 ⅜" 4000 Watt Element | SL-4027                          | \$249  |

\*Stocking



## C-SERIES *(Single Element)*

| Item #                                       | Description                       | Retail |
|--|-----------------------------------|--------|
| <b>2000 Watts, 39" in Length, 4 Amps</b>     |                                   |        |
| 21-3025-SS                                   | C-2048, 480 Volts Stainless Steel | \$707  |
| <b>2600 Watts, 48" in Length, 5.4 Amps</b>   |                                   |        |
| 21-3150-SS                                   | C-2648, 480 Volts Stainless Steel | \$785  |
| <b>3000 Watts, 61 ¼" in Length, 6 Amps</b>   |                                   |        |
| 21-3230-SS                                   | C-3048, 480 Volts Stainless Steel | \$862  |
| <b>4000 Watts, 61 ¼" in Length, 8.3 Amps</b> |                                   |        |
| 21-3330-SS                                   | C-4048, 480 Volts Stainless Steel | \$880  |

## CD-SERIES *(Dual Element)*

| Item #  | Description                        | Retail  |
|---|------------------------------------|---------|
| <b>3000 Watts, 33" in Length, 6 Amps</b>      |                                    |         |
| 21-4020-SS                                    | CD-3048, 480 Volts Stainless Steel | \$839   |
| <b>4000 Watts, 39" in Length, 8.3 Amps</b>    |                                    |         |
| 21-4120-SS                                    | CD-4048, 480 Volts Stainless Steel | \$856   |
| <b>5200 Watts, 48" in Length, 10.8 Amps</b>   |                                    |         |
| 21-4270-SS                                    | CD-5248, 480 Volts Stainless Steel | \$930   |
| <b>6000 Watts, 61 ¼" in Length, 12.5 Amps</b> |                                    |         |
| 21-4320-SS                                    | CD-6048, 480 Volts Stainless Steel | \$1,004 |



**Note for C & CD Heaters:**

*Additional colors available, add \$50 per heater.*

*316 Marine Grade heaters can be custom ordered for installs near large bodies of salt water, or in humid conditions.*

*Custom color matching is available for an additional charge.*

*Call Empire Distributing for a quote.*

## REPLACEMENT ELEMENTS - 480V

| Item #  | Description           | Fixtures                         | Retail |
|---------|-----------------------|----------------------------------|--------|
| 10-2000 | 36" 2000 Watt Element | C-2048, W-2048, CD-4048, WD-4048 | \$189  |
| 10-2029 | 48" 2600 Watt Element | C-2648, W-2648, CD-5248, WD-5248 | \$219  |
| 10-2045 | 58" 3000 Watt Element | C-3048, W-3048, CD-6048, WD-6048 | \$249  |
| 10-2070 | 58" 4000 Watt Element | C-4048, W-4048                   | \$249  |

## SLIMLINE SERIES *(Single Element)*

| Item #  | Description               | Retail  |
|---|---------------------------|---------|
| <b>1600 Watts, 29 1/2" in Length, 6.7 Amps</b>  |                           |         |
| 21-4995-SLV*                                    | SL-1624, 240 Volts Silver | \$740   |
| 21-4995-BLK*                                    | SL-1624, 240 Volts Black  | \$740   |
| <b>2400 Watts, 42 1/2" in Length, 10 Amps</b>   |                           |         |
| 21-5000-SLV*                                    | SL-2424, 240 Volts Silver | \$954   |
| 21-5000-BLK*                                    | SL-2424, 240 Volts Black  | \$954   |
| <b>3000 Watts, 63 1/2" in Length, 12.5 Amps</b> |                           |         |
| 21-5040-SLV*                                    | SL-3024, 240 Volts Silver | \$1,090 |
| 21-5040-BLK*                                    | SL-3024, 240 Volts Black  | \$1,090 |

## C-SERIES *(Single Element)*

| Item #                                      | Description                       | Retail |
|---|-----------------------------------|--------|
| <b>1500 Watts, 33" in Length, 6.3 Amps</b>  |                                   |        |
| 21-3005-SS*                                 | C-1524, 240 Volts Stainless Steel | \$641  |
| <b>2000 Watts, 39" in Length, 8.3 Amps</b>  |                                   |        |
| 21-3015-SS*                                 | C-2024, 240 Volts Stainless Steel | \$707  |
| <b>2600 Watts, 48" in Length, 10.8 Amps</b> |                                   |        |
| 21-3140-SS*                                 | C-2624, 240 Volts Stainless Steel | \$785  |

# REPLACEMENT ELEMENTS/POLE MOUNTS

## REPLACEMENT ELEMENTS 240V

| Item #   | Description               | Fixtures | Retail |
|----------|---------------------------|----------|--------|
| 10-7030* | 22 3/8" 1600 Watt Element | SL-1624  | \$139  |
| 10-7035  | 35 3/8" 2400 Watt Element | SL-2424  | \$189  |
| 10-7055  | 56 3/8" 3000 Watt Element | SL-3024  | \$249  |
| 10-7075  | 56 3/8" 4000 Watt Element | SL-4024  | \$249  |

## REPLACEMENT ELEMENTS 240V

| Item #   | Description           | Fixtures                         | Retail |
|----------|-----------------------|----------------------------------|--------|
| 10-1055* | 30" 1500 Watt Element | C-1524, W-1524, CD-3024, WD-3024 | \$138  |
| 10-1085  | 36" 2000 Watt Element | C-2024, W-2024, CD-4024, WD-4024 | \$189  |
| 10-2010  | 36" 2500 Watt Element | C-2524, W-2524, CD-5024, WD-5024 | \$189  |
| 10-2026  | 48" 2600 Watt Element | C-2624, W-2624, CD-5224, WD-5224 | \$219  |
| 10-2030  | 58" 3000 Watt Element | C-3024, W-3024, CD-6024, WD-6024 | \$249  |
| 10-2055  | 58" 4000 Watt Element | C-4024, W-4024                   | \$249  |

## POLE MOUNT OPTIONS *(For C & CD Series Heaters Only)*

Note: Pole Mount for Slimline Series - Call for details

| Item #   | Description  | Color            | Retail  |
|----------|--|------------------|---------|
| 22-1250* | W39 Pole Mount for 39" Length Heater (96.5"H) (Comes with Cross Bar)     | White (Standard) | \$1,290 |
| 22-1255* | W61 Pole Mount for 61 1/4" Length Heater (96.5"H) (Comes with Cross Bar) | White (Standard) | \$1,290 |

\*Special Order

Answer these questions to help plan your Infratech Heating Project.

1) How big is the space you are looking to heat? (LxW)

2) What are you trying to heat?  Entire space  Focus on a few areas

3) Can you supply plans, pictures, or drawings of the space?  Yes  No

4) Is your space covered or open?

**COVERED**

Ceiling Type:  Pitched/Vaulted  Flat

Ceiling Height:

Ceiling Material:

**OPEN**

What are you mounting to?

5) Select Heat Type (Electric) and Mounting/Controls:

**ELECTRIC**

Voltage Supply:  208  240  277

Phase:  Single Phase (1PH)  Three Phase

Mounting:  Surface → If Surface, choose:  Wall  Ceiling

Recessed → If Recessed, specify color:

Is there a home automation system present?  Yes  No

Controls:  On/Off  On/Off with Digital Timer  Solid State Relay

Universal Control  Home Management System

Contact Name:

Contact E-mail:

Contact Phone:

Project Name:



# LANDSCAPE LIGHTING

## BRASS | ALUMINUM

REV: 09/22/25

### TABLE OF CONTENTS



**BRASS**

- Path Lights ..... 2
- Spot Lights ..... 3
- Down Lights ..... 3
- Flood Lights..... 4

**HARDSCAPE**

- Brass & Aluminum ..... 5

**ALUMINUM**

- Path Lights ..... 6
- Spot Lights ..... 8
- Down Lights ..... 9
- Flood Lights..... 10
- Accessories ..... 11
- Pendent & Wall Lights..... 12
- ARC Lighting..... 13
- Step & In-Ground Lights..... 14

**TRANSFORMERS**

- Transformers..... 14

# PATH LIGHTS



Solid Brass

Choose a Hat and Stem to make a complete light fixture.

## Hats

(Requires Stem)

**\$85.26**



2-Tiered Hat  
**LAB-038**



Triangle Hat  
**LAB-039**



Flat Dome Hat  
**LAB-040**



Bollard Hat  
**LAB-042**



Stem

Stems include 8" Spike

(Requires Hat)

### LumienCORE

4 Watts  
190 Lumens  
Adjustable Beam Spread

**\$244**

**A6B1-4W-27-A**  
**A6B1-4W-30-A**

8 Watts  
380 Lumens  
Adjustable Beam Spread

**\$244**

**A6B1-8W-27-A**  
**A6B1-8W-30-A**

### LumienPRO

(Requires PRO Remote)



7 Watts  
245 Lumens  
Adjustable Beam Spread  
WW Temp Change 2700K-5000K

**\$268.51**

**A7B1-7W-A**

7 Watts  
245 Lumens  
Adjustable Beam Spread  
Temp Change 2700K-5000K  
RGBWW Color Changing

**\$285.86**

**A9B1-7W-A**

## Spikes

(Requires Hat and Stem)

|                |               |                |
|----------------|---------------|----------------|
| <b>LAP-001</b> | <b>12"</b>    | <b>\$15.05</b> |
| <b>LAP-005</b> | <b>16"</b>    | <b>\$71.96</b> |
| <b>LAS-002</b> | <b>12" SS</b> | <b>\$85.49</b> |



## Risers

(Optional) Increases the length of the stem.

|                |            |                |
|----------------|------------|----------------|
| <b>LAB-058</b> | <b>4"</b>  | <b>\$31.48</b> |
| <b>LAB-051</b> | <b>8"</b>  | <b>\$45.00</b> |
| <b>LAB-052</b> | <b>16"</b> | <b>\$63.02</b> |
| <b>LAB-053</b> | <b>24"</b> | <b>\$90.00</b> |



Riser



Lumien PRO  
Remote Control

**\$119.66**

**LP-REMOTE**

# SPOT & DOWN LIGHTS



Solid Brass



Spot Light,  
Up Light

## Spot Light LumienCORE

Includes Ground Spike, 6' Lead Wire, and Beam Spread Lenses: 15°, 38° and 60°.

D6B1-5W: Volt Amps 6.99  
D6B1-10W: Volt Amps 14.09

MR16 Required  
No lamp included.

5 Watts  
375 Lumens

10 Watts  
700 Lumens

**D1B1-A \$125.22**

**D6B1-5W-27-A \$281.97**  
**D6B1-5W-30-A \$281.97**

**D6B1-10W-27-A \$281.97**  
**D6B1-10W-30-A \$281.97**



Spot Light,  
Up Light

## Spot Light LumienPRO (Requires LP-REMOTE)

Includes Ground Spike, 6' Lead Wire, and Beam Spread Lenses: 15°, 38° and 60°.

D7B1: Volt Amps 14.31  
D9B1: Volt Amps 13.86



10 Watts  
550 Lumens  
WW Temp Change 2700K-5700K



10 Watts  
Adjustable Lumens  
Temp Change 2700K-5700K  
RGBWW Color Changing



Lumien PRO  
Remote Control

**D7B1-10W-A \$316.22**

**D9B1-10W-A \$367.47**

**LP-REMOTE \$119.66**

## Down Light LumienCORE

Includes Single Point Mount, 30' Lead Wire, and Beam Spread Lenses: 15°, 38° and 60°.

D6B2-5W: Volt Amps 6.99  
D6B2-10W: Volt Amps 14.09

MR16 Required  
No lamp included.  
D1B2-A includes LAB-001  
D1B3-A includes LAB-002

5 Watts  
375 Lumens

10 Watts  
700 Lumens

**D1B2-A \$138.16**  
**D1B3-A\* \$138.16**

**D6B2-5W-27-A \$335.93**  
**D6B2-5W-30-A \$335.93**

**D6B2-10W-27-A \$335.93**  
**D6B2-10W-30-A \$335.93**



Spot Light,  
Down Light

## Down Light LumienPRO (Requires LP-REMOTE)

Includes Single Point Mount, 30' Lead Wire, and Beam Spread Lenses: 15°, 38° and 60°.

D7B2: Volt Amps 14.24  
D9B1: Volt Amps 13.86



10 Watts  
480 Lumens  
WW Temp Change 2700K-5000K



10 Watts  
Adjustable Lumens  
Temp Change 2700K-5000K  
RGBWW Color Changing



Lumien PRO  
Remote Control

**D7B2-10W-A \$367.47**

**D9B2-10W-A \$418.76**

**LP-REMOTE \$119.66**



Spot Light,  
Down Light

\*While Supplies Last

# FLOOD LIGHTS & ACCESSORIES



Solid Brass



Flood Light

## Flood Light LumienCORE

Includes Ground Spike, 10' Lead Wire, and Beam Spread Lenses: 15°, 38°, 60°.

F6B1-5W: Volt Amps 6.98  
F6B1-10W: Volt Amps 14.09

|                      |                       |  |                        |                 |
|----------------------|-----------------------|--|------------------------|-----------------|
|                      | 5 Watts<br>320 Lumens |  | 10 Watts<br>500 Lumens |                 |
| <b>F6B1-5W-27-A*</b> | <b>\$335.93</b>       |  | <b>F6B1-10W-27-A*</b>  | <b>\$335.93</b> |
| <b>F6B1-5W-30-A</b>  | <b>\$335.93</b>       |  | <b>F6B1-10W-30-A</b>   | <b>\$335.93</b> |



Flood Light

## Flood Light LumienPRO (Requires LP-REMOTE)

Includes Ground Spike, 10' Lead Wire, and Beam Spread Lenses: 15°, 38°, 60°.

F7B1: Volt Amps 14.26  
F9B1: Volt Amps 13.86

|                   |   |  |   |
|-------------------|---|--|---|
|                   |  |  |  |
|                   | 10 Watts<br>460 Lumens<br>WW Temp Change 2700K-5000K                                | 10 Watts<br>Adjustable Lumens<br>Temp Change 2700K-5000K<br>RGBWW Color Changing     | Lumien PRO<br>Remote Control  |
| <b>F7B1-10W-A</b> | <b>\$367.47</b>   | <b>F9B1-10W-A</b>  | <b>\$418.76</b>   |
|                   |   | <b>LP-REMOTE</b>   | <b>\$119.66</b>   |

## Brass Accessories



Tree Mount  
Single Point

LAB-001 \$33.88



Tree Mount  
Bracket

LAB-002 \$33.88



T-Mount

LAB-050 \$58.49



L-Mount

LAB-049 \$45.00



Threaded Cap

LAB-037\* \$24.57

\*Special Order

# HARDSCAPE LIGHTS

Brass & Aluminum



## Aluminum LumienPRO (Requires LP-REMOTE)

Replaceable light module. Includes: 6' Lead Wire.



Hardscape Aluminum Wall Light



3.5 Watts  
Temp Change 2700K – 5000K

**W7A5-3.5W-BK \$141.29**  
**W7A5-3.5W-BZ \$141.29**



3.5 Watts  
Adjustable Lumens  
Temp Change 2700K – 5000K  
RGBWW Color Changing

**W9A5-3.5W-BK \$154.43**  
**W9A5-3.5W-BZ \$154.43**



Lumien PRO Remote Control

**LP-REMOTE \$119.66**



Wall Mount Bracket

|                   |                           |               |                |
|-------------------|---------------------------|---------------|----------------|
| <b>LAA-009</b>    | <b>Wall Mount Bracket</b> | <b>Bronze</b> | <b>\$11.29</b> |
| <b>LAA-009-BK</b> | <b>Wall Mount Bracket</b> | <b>Black</b>  | <b>\$11.29</b> |

## Brass

Replaceable light module. Includes: 6' Lead Wire.



Hardscape Brass Wall Light

### LumienCORE

2.5 Watts  
130 Lumens

**W4B4-2.5W-27-A \$153.37**  
**W4B4-2.5W-30-A \$153.37**



### LumienPRO

(Requires LP-REMOTE)

2.5 Watts  
Adjustable Lumens  
Temp Change 2700K-5000K  
RGBWW Color Changing

**W9B4-2.5W-A \$194.37**



Lumien PRO Remote Control

**LP-REMOTE \$119.66**



# PATH LIGHTS

Aluminum

LUMIEN 

## Hats with Stems

*Includes: 6' Lead Wire and Ground Spike with wire exit. 4 Watts. 210 Lumens. Available in 2700K and 3000K color temp.*



Bubble Hat, Bronze

**A5A2-4W-27-BZ\*** \$150.74  
**A5A2-4W-30-BZ** \$150.74



Rounded Hat, Bronze

**A5A3-4W-30-BZ\*** \$150.74



Flat Top Dome Hat, Black

**A5A4-4W-27-BK** \$150.74  
**A5A4-4W-30-BK** \$150.74



Flat Top Dome Hat, Bronze

**A5A4-4W-27-BZ\*** \$150.74  
**A5A4-4W-30-BZ** \$150.74

## Features

- Stem is 18" long with a 3/4" long thread for stability
- 6' Lead Wire
- Spike with cutout wire extension
- 210 Lumens
- Adjustable shroud allowing you to modify the spread of light from 1.6- 6.6ft
- Removable stem with options for different heights

See page 11 for all accessories.

\*While Supplies Last



# PATH LIGHTS

Aluminum



L-Shaped

## L-Shaped

*Includes: 6' Lead Wire and Ground Spike with wire exit. 6 Watt. 450 Lumens. Available in 2700K and 3000K color temp.*

**\$186.29**

- A3A3-6W-27-BK      **Black**
- A3A3-6W-30-BK      **Black**
- A3A3-6W-27-BZ      **Bronze**
- A3A3-6W-30-BZ      **Bronze**



Puck Light

## Puck

*Includes: 6' Lead Wire and Ground Spike with wire exit. 12 Watt. 800 Lumens. Available in 2700K and 3000K color temp.*

**\$127.57**

- A3A4-12W-27-BZ      **Bronze**
- A3A4-12W-30-BZ\*      **Bronze**



See page 11 for all accessories.

\*Special Order



# SPOT LIGHTS

Aluminum



## Spot Light LumienCORE

Includes Ground Spike, 6' Lead Wire. D3 series includes Honeycomb Louver.

MR11 Required  
No lamp included.

**\$63.02**

D1A2-BZ Bronze

5 Watts  
375 Lumens

**\$128.08**

D3A2-5W-27-BK Black  
D3A2-5W-30-BK Black  
D3A2-5W-27-BZ Bronze  
D3A2-5W-30-BZ Bronze

12 Watts  
900 Lumens

**\$144.69**

D3A1-12W-27-BK Black  
D3A1-12W-30-BK Black  
D3A1-12W-27-BZ Bronze  
D3A1-12W-30-BZ Bronze



MR16 Required  
No lamp included.

**\$73.76**

D1A1-BZ Bronze

8 Watts  
600 Lumens

**\$237.94**

D5A1-8W-27-BK Black  
D5A1-8W-30-BK Black  
D5A1-8W-27-BZ Bronze  
D5A1-8W-30-BZ Bronze

15 Watts  
1000 Lumens

**\$246.13**

D5A1-15W-27-BK Black  
D5A1-15W-30-BK Black  
D5A1-15W-27-BZ Bronze  
D5A1-15W-30-BZ Bronze



## Spot Light LumienPRO (Requires LP-REMOTE)

Includes Ground Spike, 6' Lead Wire and Honeycomb Louver.



12 Watts  
840 Lumens  
WW Temp Change 2700K-5000K

**\$273.49**

D7A1-12W-BK Black  
D7A1-12W-BZ Bronze



12 Watts  
Adjustable Lumens  
Temp Change 2700K-5000K  
RGBWW Color Changing

**\$324.76**

D9A1-12W-BK Black  
D9A1-12W-BZ Bronze



Lumien PRO  
Remote Control

**\$119.66**

LP-REMOTE

See additional mounting options and accessories on page 11.

# DOWN LIGHTS

Aluminum



## Down Light LumienCORE

*Includes Single Point Mount, 30' Lead Wire, and Honeycomb Louver.*



8 Watts  
600 Lumens

**\$249.37**

- D5A2-8W-27-BK      Black
- D5A2-8W-30-BK      Black
- D5A2-8W-27-BZ      Bronze
- D5A2-8W-30-BZ      Bronze

15 Watts  
1000 Lumens

**\$263.25**

- D5A2-15W-27-BK      Black
- D5A2-15W-30-BK      Black
- D5A2-15W-27-BZ      Bronze
- D5A2-15W-30-BZ      Bronze

## Down Light LumienPRO

*(Requires LP-REMOTE)*

*Includes Single Point Mount, 30' Lead Wire, and Honeycomb Louver.*



12 Watts  
760 Lumens  
WW Temp Change 2700K-5000K

**\$290.57**

- D7A2-12W-BK      Black
- D7A2-12W-BZ      Bronze



12 Watts  
Adjustable Lumens  
Temp Change 2700K-5000K  
RGBWW Color Changing

**\$341.85**

- D9A2-12W-BK      Black
- D9A2-12W-BZ      Bronze



Lumien PRO  
Remote Control

**\$119.66**

LP-REMOTE

See additional mounting options and accessories on page 11.



# FLOOD LIGHTS

Aluminum



## Flood Light LumienCORE

*Includes Ground Spike, 6' Lead Wire, and Honeycomb Louver.*

8 Watts  
450 Lumens

**\$263.25**

- F5A1-8W-27-BK Black
- F5A1-8W-30-BK Black
- F5A1-8W-27-BZ Bronze
- F5A1-8W-30-BZ Bronze

15 Watts  
800 Lumens

**\$263.25**

- F5A1-15W-27-BK Black
- F5A1-15W-30-BK Black
- F5A1-15W-27-BZ\* Bronze
- F5A1-15W-30-BZ Bronze



## Flood Light LumienPRO (Requires LP-REMOTE)

*Includes Ground Spike, 6' Lead Wire, and Honeycomb Louver.*



15 Watts  
1200 Lumens

WW Temp Change 2700K-5000K

**\$290.57**

- F7A1-12W-BK Black
- F7A1-12W-BZ\* Bronze



12 Watts  
Adjustable Lumens  
Temp Change 2700K-5000K  
RGBWW Color Changing

**\$341.85**

- F9A1-12W-BK Black
- F9A1-12W-BZ Bronze



Lumien PRO  
Remote Control

**\$119.66**

LP-REMOTE

See additional mounting options and accessories on page 11.



## Aluminum Accessories



Base  
\$25.06

LAA-001-BK    Black  
LAA-001        Bronze



J-Box  
\$17.09

LAA-002-BK    Black  
LAA-002        Bronze



Single Point Tree Mount  
\$23.94

LAA-025-BK    Black  
LAA-025        Bronze



L-Mount  
\$20.57

LAA-003-BK    Black  
LAA-003        Bronze



T-Mount  
\$28.31

LAA-004-BK    Black  
LAA-004        Bronze



Gutter Mount Bracket  
\$18.03

LAA-021-BK    Black  
LAA-021        Bronze



Ground Spikes

|         |        |         |
|---------|--------|---------|
| LAP-002 | 8"     | \$12.45 |
| LAP-001 | 12"    | \$15.05 |
| LAP-005 | 16"    | \$71.96 |
| LAS-002 | 12" SS | \$85.49 |

## Risers

*Increases the length of the stem.*



16"-25" Adj Risers  
\$71.96

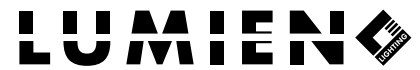
LAA-008-BK    Black  
LAA-008        Bronze



|            |     |        |         |
|------------|-----|--------|---------|
| LAA-020-BK | 4"  | Black  | \$19.80 |
| LAA-020    | 4"  | Bronze | \$19.80 |
| LAA-005-BK | 8"  | Black  | \$26.37 |
| LAA-005    | 8"  | Bronze | \$26.37 |
| LAA-006-BK | 16" | Black  | \$35.77 |
| LAA-006    | 16" | Bronze | \$35.77 |
| LAA-007-BK | 24" | Black  | \$45.17 |
| LAA-007    | 24" | Bronze | \$45.17 |



# PENDANT & WALL LIGHTS



Aluminum/Brass

## Pendant

Includes: 6' Lead Wire. 5 Watts. 3000K Color Temp.



Down Light  
Aluminum  
5 Watts  
400 Lumens

**P3A1-5W-30-BZ \$116.74**



Down Light,  
Long Shroud  
Aluminum  
95 Lumens

**P3A2-5W-30-BZ\* \$95.23**

## Wall

Includes: 6' Lead Wire.



Sconce,  
Down Light  
Aluminum  
10 Watts  
900 Lumens

**W3A2-10W-30-BZ \$115.54**



Sconce,  
Up/Down Light  
Aluminum  
(2) 10 Watts  
900 Lumens each

**W3A3-10W-30-BZ \$154.03**



Wall Light, Hooded  
Brass

**W3B1-3.5W-27-A \$187.61**  
**W3B1-3.5W-30-A \$187.61**



Hooded Surface Mount  
Brass

**W3B2-2.5W-27-A \$187.61**  
**W3B2-2.5W-30-A \$187.61**

\*While Supplies Last

# ARC LIGHTS

Flexible



## LumienARC

Includes: End sealing kit



### Features:

- IP67 Rated
- 5 Year Warranty
- 120 degree Beam Angle
- UV Resistant
- Saltwater Resistant
- Horizontal Bending
- With matte treatment, smooth surface and resistant to dust
- Cuttable to required length.
- End sealing kit included

| Item #            | Description     | Length | Connectors  | Wattage Per Foot | Lumens Per Foot | Kelvin | Retail   |
|-------------------|-----------------|--------|-------------|------------------|-----------------|--------|----------|
| L3S1-1-2W-27-WH   | 1' Length, 2W   | 1'     | Single Lead | 2W               | 72              | 2700K  | \$35.19  |
| L3S1-3-6W-27-WH   | 3' Length, 6W   | 3'     | Single Lead | 2W               | 72              | 2700K  | \$95.54  |
| L3S1-5-10W-27-WH  | 5' Length, 10W  | 5'     | Double Lead | 2W               | 72              | 2700K  | \$150.81 |
| L3S1-10-20W-27-WH | 10' Length, 20W | 10'    | Double Lead | 2W               | 72              | 2700K  | \$301.63 |
| L3S1-15-30W-27-WH | 15' Length, 30W | 15'    | Double Lead | 2W               | 72              | 2700K  | \$452.44 |
| L3S1-20-40W-27-WH | 20' Length, 40W | 20'    | Double Lead | 2W               | 72              | 2700K  | \$603.26 |
| L3S1-30-60W-27-WH | 30' Length, 60W | 30'    | Double Lead | 2W               | 76              | 2700K  | \$904.89 |
| L3S1-1-2W-30-WH   | 1' Length, 2W   | 1'     | Single Lead | 2W               | 76              | 3000K  | \$35.19  |
| L3S1-3-6W-30-WH   | 3' Length, 6W   | 3'     | Single Lead | 2W               | 76              | 3000K  | \$95.54  |
| L3S1-5-10W-30-WH  | 5' Length, 10W  | 5'     | Double Lead | 2W               | 76              | 3000K  | \$150.81 |
| L3S1-10-20W-30-WH | 10' Length, 20W | 10'    | Double Lead | 2W               | 76              | 3000K  | \$301.63 |
| L3S1-15-30W-30-WH | 15' Length, 30W | 15'    | Double Lead | 2W               | 76              | 3000K  | \$452.44 |
| L3S1-20-40W-30-WH | 20' Length, 40W | 20'    | Double Lead | 2W               | 76              | 3000K  | \$603.26 |
| L3S1-30-60W-30-WH | 30' Length, 60W | 30'    | Double Lead | 2W               | 76              | 3000K  | \$904.89 |

## ARC Wall Channels

| Item #  | Description       | Length   | Glare Shield | Retail  |
|---------|-------------------|----------|--------------|---------|
| LAA-027 | ARC Wall Channel  | 5' Rigid | No           | \$30.16 |
| LAA-028 | ARC Wall Channel  | 5' Rigid | Yes          | \$40.22 |
| LAA-029 | ARC Wall Channel  | 5' Flex  | No           | \$50.27 |
| LAA-030 | ARC Wall Channel  | 5' Flex  | Yes          | \$60.34 |
| LAS-006 | ARC Channel Spike | -        | -            | \$20.11 |

# STEP & IN-GROUND LIGHTS



## Aluminum

### Step

Includes: 6' Lead Wire. 3000K Color Temp.



Step Light, Shielded  
Surface Mount  
3W | 50 LM

**S3A1-3W-27-BZ \$135.14**  
**S3A1-3W-30-BZ \$135.14**



Step Light,  
Horizontal Louver  
3W | 15 LM

**S3A2-3W-30-BZ\* \$102.48**



Step Light, Shielded  
Surface Mount  
6W | 100 LM

**S3A4-6W-30-BZ \$166.31**

## TRANSFORMERS

### Transformer

TR-150-S & TR-300-S  
Standard Transformers  
Timer and photocells can be  
purchased locally to upgrade either  
transformer.

TR-IQ400 & TR-IQ600  
IQ technology that allows lighting to be turned on/off from an  
internal timer or GPS coordinates turning lights on/off using  
“dusk to dawn” or “dusk to pre-set off time” features

| Item #   | Description          | Wattage Input | Voltage Output | Zones | Retail   |
|----------|----------------------|---------------|----------------|-------|----------|
| TR-150-S | Standard Transformer | 150w          | 12/15V         | 1     | \$427.14 |
| TR-300-S | Standard Transformer | 300w          | 12/15V         | 1     | \$492.86 |

\*While Supplies Last



Scan QR Code for current pricing.

## DESIGNER LANDSCAPE LIGHTING

BRASS | ALUMINUM

REV: 09/22/25

Lumien Lighting has made it their mission to provide the first complete modular lighting product line.

Introducing The Quick Connect System! Offering three patented modules you can create unlimited variations for Directional, Area, Pendant, Recessed, Well, and any other application you and your customers want to create.



NANO



MICRO



MACRO

## TABLE OF CONTENTS

### BRASS

|            |    |
|------------|----|
| Nano ..... | 2  |
| Micro..... | 12 |
| Macro..... | 22 |

### ALUMINUM

|            |    |
|------------|----|
| Micro..... | 26 |
|------------|----|

### ACCESSORIES

|                    |    |
|--------------------|----|
| Transformers.....  | 28 |
| Vibe Speaker ..... | 28 |

### LITERATURE

| Item #   | Description            | Retail |
|----------|------------------------|--------|
| LUM-ALUM | Snapshot Aluminum      | N/C    |
| LUM-BRS  | Snapshot Brass         | N/C    |
| LUM-QC   | Snapshot Quick Connect | N/C    |

Visit: <https://go.empiredistributing.net/outdoor-catalog> for current pricing.

# NANO

## Spot, Down & Flood Lights

Select Nano Knuckle, Shroud, and Mount to make a complete light.



### Nano Knuckle LumienCORE



Nano Knuckle  
3 Watts  
175-275 Lumens  
15° Beam Spread

**\$119.66**

**N4B3-3W-27-15-A**  
**N4B3-3W-30-15-A**

Nano Knuckle  
3 Watts  
175-275 Lumens  
30° Beam Spread

**\$119.66**

**N4B3-3W-27-30-A**  
**N4B3-3W-30-30-A**

### Nano Knuckle LumienPRO



Nano  
3 Watts  
110 Lumens  
30° Beam Spread  
WW Temp Change 2700K-5000K

**\$140.17**

**N7B3-3W-30-A**



Nano  
3 Watts  
Adjustable Lumens  
30° Beam Spread  
RGBWW Color Changing

**\$153.86**

**N8B3-3W-27-30-A**  
**N8B3-3W-30-30-A**



Lumien PRO  
Remote Control

**\$119.66**

**LP-REMOTE**



## Spot, Down & Flood Light Accessories

Accessories Require Nano Knuckle.

### Shrouds



60° Uplight Shroud  
**LAB-118 \$51.31**



Short Solid Shroud  
**LAB-115 \$44.46**



Downlight Shroud  
**LAB-146 \$61.54**



Flood Shroud  
**LAB-119 \$61.54**

### Riser Quick Connects



4" Riser  
**LAB-078 \$51.97**



8" Riser  
**LAB-079 \$67.00**



12" Riser  
**LAB-080 \$75.23**



16" Riser  
**LAB-081 \$95.71**



24" Riser  
**LAB-082 \$129.94**

### Mounting/Accessories



6" Stainless Spike  
w/Quick Connect  
**LAS-004 \$36.89**



8" Spike  
w/Quick Connect  
**LAP-006 \$64.96**



L-Mount  
w/Quick Connect  
**LAB-083 \$61.54**



T-Mount  
w/Quick Connect  
**LAB-084 \$82.04**



Junction Box  
w/Quick Connect  
**LAB-075 \$63.60**



In-Ground Surface  
Mount  
**LAB-153 \$85.49**



Soffit Bracket  
**LAB-121 \$13.26**



Threading Ring  
**LAB-152 \$20.50**  
(Used to hold lenses in place)



Hexagon Lens  
**LAB-127 \$11.50**

# NANO

## Path Lights

Select Half Nano or Nano Light, Adapter, Micro Cap, Riser, and Mount to make a complete light.



### Half Nano LumienCORE *(Includes lead wire.)*



Half Nano  
2 Watts  
186 Lumens  
30° Beam Spread

**\$89.77**

**N4B2-2W-27-30-A**  
**N4B2-2W-30-30-A**

### Nano LumienCORE *(Includes lead wire.)*



Nano  
1.5 Watts  
117-127 Lumens  
15° Beam Spread

**\$89.77**

**N4B1-1.5W-27-15-A**  
**N4B1-1.5W-30-15-A**

Nano  
1.5 Watts  
117-127 Lumens  
30° Beam Spread

**\$89.77**

**N4B1-1.5W-27-30-A**  
**N4B1-1.5W-30-30-A**

Nano  
2.5 Watts  
175-207 Lumens  
15° Beam Spread

**\$104.14**

**N4B1-2.5W-27-15-A**  
**N4B1-2.5W-30-15-A**

Nano  
2.5 Watts  
175-207 Lumens  
30° Beam Spread

**\$104.14**

**N4B1-2.5W-27-30-A**  
**N4B1-2.5W-30-30-A**

### Nano LumienPRO *(Includes lead wire.)*



Nano  
2.5 Watts  
100 Lumens  
30° Beam Spread  
WW Temp Change 2700K-5000K

**\$123.05**

**N7B1-2.5W-30-A**



Nano  
2.5 Watts  
Adjustable Lumens  
30° Beam Spread  
RGBWW Color Changing

**\$136.77**

**N8B1-2.5W-27-30-A**  
**N8B1-2.5W-30-30-A**



Lumien PRO  
Remote Control

**\$119.66**

**LP-REMOTE**

# NANO

## Path Light Accessories

Accessories Require Half Nano or Nano Light.

### Caps & Adapter



Micro Path Light Cap  
2-Tiered  
**LAB-043 \$63.17**



Micro Path Light Cap  
Flat Top Dome  
**LAB-044 \$63.17**



Micro Path Light  
Rounded Top  
**LAB-045 \$63.17**



Adapter  
For Micro Caps  
(Required for all caps with  
Nano lights)  
**LAB-155 \$41.03**

### Riser Quick Connects



4" Riser  
**LAB-078 \$51.97**



8" Riser  
**LAB-079 \$67.00**



12" Riser  
**LAB-080 \$75.23**



16" Riser  
**LAB-081 \$95.71**



24" Riser  
**LAB-082 \$129.94**

### Mounting/Accessories



6" Stainless Spike  
w/Quick Connect  
**LAS-004 \$36.89**



8" Spike  
w/Quick Connect  
**LAP-006 \$64.96**



L-Mount  
w/Quick Connect  
**LAB-083 \$61.54**



T-Mount  
w/Quick Connect  
**LAB-084 \$82.04**



Junction Box  
w/Quick Connect  
**LAB-075 \$63.60**



In-Ground Surface  
Mount  
**LAB-153 \$85.49**



Hexagon Lens  
**LAB-127 \$11.50**

# NANO



## Bollard/Area/Pendant - Brass

Select Half Nano or Nano Light, Shroud and Mount to make a complete light.

### Half Nano LumienCORE *(Includes lead wire.)*



Half Nano  
2 Watts  
186 Lumens  
30° Beam Spread

**\$89.77**

**N4B2-2W-27-30-A**  
**N4B2-2W-30-30-A**

### Nano LumienCORE *(Includes lead wire.)*



Nano  
1.5 Watts  
117-127 Lumens  
15° Beam Spread

**\$89.77**

**N4B1-1.5W-27-15-A**  
**N4B1-1.5W-30-15-A**

Nano  
1.5 Watts  
117-127 Lumens  
30° Beam Spread

**\$89.77**

**N4B1-1.5W-27-30-A**  
**N4B1-1.5W-30-30-A**

Nano  
2.5 Watts  
175-207 Lumens  
15° Beam Spread

**\$104.14**

**N4B1-2.5W-27-15-A**  
**N4B1-2.5W-30-15-A**

Nano  
2.5 Watts  
175-207 Lumens  
30° Beam Spread

**\$104.14**

**N4B1-2.5W-27-30-A**  
**N4B1-2.5W-30-30-A**

### Nano LumienPRO *(Includes lead wire.)*



Nano  
2.5 Watts  
100 Lumens  
30° Beam Spread  
WW Temp Change 2700K-5000K

**\$123.05**

**N7B1-2.5W-30-A**



Nano  
2.5 Watts  
Adjustable Lumens  
30° Beam Spread  
RGBWW Color Changing

**\$136.77**

**N8B1-2.5W-27-30-A**  
**N8B1-2.5W-30-30-A**



Lumien PRO  
Remote Control

**\$119.66**

**LP-REMOTE**

## Bollard/Area/Pendant - Brass Accessories

Accessories Require Half Nano or Nano Light.

### Shroud - Brass



90° Opening  
LAB-123 \$78.63



2 - 90° Opening  
LAB-122 \$78.63



180° Louvered  
LAB-125 \$78.63



360° Louvered  
LAB-124 \$78.63



5" Twilight  
LAB-117 \$112.80



5" Perforated Shroud  
LAB-116 \$68.40



12" Perforated  
LAB-154 \$123.05

### Riser Quick Connects



4" Riser  
LAB-078 \$51.97



8" Riser  
LAB-079 \$67.00



12" Riser  
LAB-080 \$75.23



16" Riser  
LAB-081 \$95.71



24" Riser  
LAB-082 \$129.94

### Mounting/Accessories



6" Stainless Spike  
w/Quick Connect  
LAS-004 \$36.89



8" Spike  
w/Quick Connect  
LAP-006 \$64.96



L-Mount  
w/Quick Connect  
LAB-083 \$61.54



T-Mount  
w/Quick Connect  
LAB-084 \$82.04



Junction Box  
w/Quick Connect  
LAB-075 \$63.60



In-Ground Surface  
Mount  
LAB-153 \$85.49



Threading Ring  
LAB-152 \$20.50  
(Used to hold lenses in place)



Hexagon Lens  
LAB-127 \$11.50



Threaded Flat Closure  
LAB-160 \$27.34  
(Used to close in the open end of any shroud)



Hanging Mount  
LAB-035 \$24.48

# NANO



## Bollard/Area/Pendant - Glass

Select Half Nano or Nano Light, Shroud and Mount to make a complete light.

### Half Nano LumienCORE *(Includes lead wire.)*



Half Nano  
2 Watts  
186 Lumens  
30° Beam Spread

**\$89.77**

**N4B2-2W-27-30-A**  
**N4B2-2W-30-30-A**

### Nano LumienCORE *(Includes lead wire.)*



Nano  
1.5 Watts  
117-127 Lumens  
15° Beam Spread

**\$89.77**

**N4B1-1.5W-27-15-A**  
**N4B1-1.5W-30-15-A**

Nano  
1.5 Watts  
117-127 Lumens  
30° Beam Spread

**\$89.77**

**N4B1-1.5W-27-30-A**  
**N4B1-1.5W-30-30-A**

Nano  
2.5 Watts  
175-207 Lumens  
15° Beam Spread

**\$104.14**

**N4B1-2.5W-27-15-A**  
**N4B1-2.5W-30-15-A**

Nano  
2.5 Watts  
175-207 Lumens  
30° Beam Spread

**\$104.14**

**N4B1-2.5W-27-30-A**  
**N4B1-2.5W-30-30-A**

### Nano LumienPRO



Nano  
2.5 Watts  
100 Lumens  
30° Beam Spread  
WW Temp Change 2700K-5000K

**\$123.05**

**N7B1-2.5W-30-A**



Nano  
2.5 Watts  
Adjustable Lumens  
30° Beam Spread  
RGBWW Color Changing

**\$136.77**

**N8B1-2.5W-27-30-A**  
**N8B1-2.5W-30-30-A**



Lumien PRO  
Remote Control

**\$119.66**

**LP-REMOTE**

## Bollard/Area/Pendant - Glass Accessories

*Accessories Require Half Nano or Nano Light.*

### Shroud - Glass



Glass Shroud  
**LAB-120 \$51.31**



360° Frosted Glass  
**LAB-150 \$64.96**



360° Frosted Glass  
w/ Brass Topper  
**LAB-126 \$78.63**



6" Frosted Glass Rod  
**LAG-003 \$82.04**



6" Clear Glass Rod  
w/ Bubbles  
**LAG-004 \$82.04**

### Riser Quick Connects



4" Riser  
**LAB-078 \$51.97**



8" Riser  
**LAB-079 \$67.00**



12" Riser  
**LAB-080 \$75.23**



16" Riser  
**LAB-081 \$95.71**



24" Riser  
**LAB-082 \$129.94**

### Mounting/Accessories



6" Stainless Spike  
w/Quick Connect  
**LAS-004 \$36.89**



8" Spike  
w/Quick Connect  
**LAP-006 \$64.96**



L-Mount  
w/Quick Connect  
**LAB-083 \$61.54**



T-Mount  
w/Quick Connect  
**LAB-084 \$82.04**



Junction Box  
w/Quick Connect  
**LAB-075 \$63.60**



In-Ground Surface  
Mount  
**LAB-153 \$85.49**



Threading Ring  
**LAB-152 \$20.50**  
(Used to hold lenses in place)



Hexagon Lens  
**LAB-127 \$11.50**



Frosted Glass End Cap  
**LAB-170 \$11.96**



Brass End Cap  
**LAB-166 \$20.50**  
(Used to close in the open  
end of any shroud)



Hanging Mount  
**LAB-035 \$24.48**

# NANO

## Recessed



Select Half Nano or Nano Light, Shroud and PVC Tube or In-Ground Surface Mount to make a complete light.

### Half Nano LumienCORE *(Includes lead wire.)*



Half Nano  
2 Watts  
186 Lumens  
30° Beam Spread

**\$89.77**

**N4B2-2W-27-30-A**  
**N4B2-2W-30-30-A**

### Nano LumienCORE *(Includes lead wire.)*



Nano  
1.5 Watts  
117-127 Lumens  
15° Beam Spread

**\$89.77**

**N4B1-1.5W-27-15-A**  
**N4B1-1.5W-30-15-A**

Nano  
1.5 Watts  
117-127 Lumens  
30° Beam Spread

**\$89.77**

**N4B1-1.5W-27-30-A**  
**N4B1-1.5W-30-30-A**

Nano  
2.5 Watts  
175-207 Lumens  
15° Beam Spread

**\$104.14**

**N4B1-2.5W-27-15-A**  
**N4B1-2.5W-30-15-A**

Nano  
2.5 Watts  
175-207 Lumens  
30° Beam Spread

**\$104.14**

**N4B1-2.5W-27-30-A**  
**N4B1-2.5W-30-30-A**

### Nano LumienPRO *(Includes lead wire.)*



Nano  
2.5 Watts  
100 Lumens  
30° Beam Spread  
WW Temp Change 2700K-5000K

**\$123.05**

**N7B1-2.5W-30-A**



Nano  
2.5 Watts  
Adjustable Lumens  
30° Beam Spread  
RGBWW Color Changing

**\$136.77**

**N8B1-2.5W-27-30-A**  
**N8B1-2.5W-30-30-A**



Lumien PRO  
Remote Control

**\$119.66**

**LP-REMOTE**

# NANO

## Recessed Accessories

Accessories Require Half Nano or Nano Light.

### Circular Recessed

---



Circular Flush  
**LAB-106 \$41.03**



Circular Shroud  
**LAB-107 \$44.46**



Circular 180°  
**LAB-108 \$47.87**



Circular 360°  
**LAB-109 \$54.71**



Circular Half-Moon  
**LAB-110 \$44.46**

### Square Recessed

---



Square Flush  
**LAB-112 \$41.03**



Square Half Moon  
**LAB-111 \$68.40**



Square 90° 2-Sided  
**LAB-113 \$82.04**



Square 1-Sided  
**LAB-114 \$75.23**

### Mounting/Accessories

---



In-Ground Surface Mount  
**LAB-153 \$85.49**



Hexagon Lens  
**LAB-127 \$11.50**



PVC Tube  
**LAP-007 \$10.25**

# MICRO



## Spot, Down & Flood Light

Select Micro Light, Quick Connect Knuckle, Shroud, and a Mount to make a complete light.




### Micro LumienCORE *(Includes lead wire.)*



|  |  |   |   |
|--|--|---|---|
| <p>Micro<br/>3.5 Watts<br/>325 Lumens<br/>40° Beam Spread</p> <p><b>\$89.77</b></p> <p>M4B1-3.5W-27-40-A<br/>M4B1-3.5W-30-40-A</p> | <p>Micro<br/>3.5 Watts<br/>325 Lumens<br/>60° Beam Spread</p> <p><b>\$89.77</b></p> <p>M4B1-3.5W-27-60-A<br/>M4B1-3.5W-30-60-A</p> | <p>Micro<br/>5.5 Watts<br/>435 Lumens<br/>40° Beam Spread</p> <p><b>\$104.14</b></p> <p>M4B1-5.5W-27-40-A<br/>M4B1-5.5W-30-40-A</p> | <p>Micro<br/>5.5 Watts<br/>435 Lumens<br/>60° Beam Spread</p> <p><b>\$104.14</b></p> <p>M4B1-5.5W-27-60-A<br/>M4B1-5.5W-30-60-A</p> |
|--|--|---|---|








### Micro LumienPRO *(Includes lead wire.)*



|   |  |   |
|---|--|---|
|  <p>Micro<br/>4.5 Watts<br/>350 Lumens<br/>40° Beam Spread<br/>WW Temp Change 2700K-5000K</p> <p><b>\$123.05</b></p> <p>M7B1-4.5W-40-A</p> |  <p>Micro<br/>3 Watts<br/>Adjustable Lumens<br/>40° Beam Spread<br/>RGBWW Color Changing</p> <p><b>\$136.77</b></p> <p>M8B1-3W-27-40-A<br/>M8B1-3W-30-40-A</p> |  <p>Lumien PRO<br/>Remote Control</p> <p><b>\$119.66</b></p> <p>LP-REMOTE</p> |
|---|--|---|

Accessories Require Micro Light.

## Shrouds

|  |   |   |   |  |
|--|---|---|---|--|
|  <p>Quick Connect Knuckle<br/>LAB-164 \$85.49</p> |  <p>60° Uplight Shroud<br/>LAB-031 \$51.26</p> |  <p>Short Solid Shroud<br/>LAB-027 \$54.08</p> |  <p>37° Downlight Shroud<br/>LAB-032 \$55.71</p> |  <p>37° Long Downlight Shroud<br/>LAB-071 \$58.14</p> |
|  <p>Flood Shroud<br/>LAB-072 \$68.40</p>          |  <p>Flood Shroud<br/>LAB-033 \$67.74</p>       |   |   |  |

## Spot, Down & Flood Light Accessories

Accessories Require Micro Light.

### Riser Quick Connects



4" Riser

LAB-078 \$51.97



8" Riser

LAB-079 \$67.00



12" Riser

LAB-080 \$75.23



16" Riser

LAB-081 \$95.71



24" Riser

LAB-082 \$129.94

### Mounting/Accessories



6" Stainless Spike  
w/Quick Connect

LAS-004 \$36.89



8" Spike  
w/Quick Connect

LAP-006 \$64.96



L-Mount  
w/Quick Connect

LAB-083 \$61.54



T-Mount  
w/Quick Connect

LAB-084 \$82.04



Junction Box  
LAB-076 \$85.49



Soffit Bracket  
LAB-017 \$13.26



Stake Attachment  
LAB-018 \$28.26

Turns Standard 8" Spike to  
Quick Connect Stake



Surface Mount  
LAB-034 \$31.05

### Lenses



Hexagon Filter  
LAB-016 \$11.50



Diffuser Lens w/  
Silicone "o" Ring  
LAB-054 \$15.05



Clear Glass  
LAB-056 \$12.49



Frosted Glass  
LAB-057 \$12.49



Diffuser Lens  
LAB-065 \$5.14



Lense Holder  
LAB-157 \$27.34  
(Used to hold lenses in place)

# MICRO

## Path Light

Select Micro Light, Micro Cap, and a Mount to make a complete light.




### Micro LumienCORE *(Includes lead wire.)*



|  |  |   |   |
|--|--|---|---|
| <p>Micro<br/>3.5 Watts<br/>325 Lumens<br/>40° Beam Spread</p> <p><b>\$89.77</b></p> <p>M4B1-3.5W-27-40-A<br/>M4B1-3.5W-30-40-A</p> | <p>Micro<br/>3.5 Watts<br/>325 Lumens<br/>60° Beam Spread</p> <p><b>\$89.77</b></p> <p>M4B1-3.5W-27-60-A<br/>M4B1-3.5W-30-60-A</p> | <p>Micro<br/>5.5 Watts<br/>435 Lumens<br/>40° Beam Spread</p> <p><b>\$104.14</b></p> <p>M4B1-5.5W-27-40-A<br/>M4B1-5.5W-30-40-A</p> | <p>Micro<br/>5.5 Watts<br/>435 Lumens<br/>60° Beam Spread</p> <p><b>\$104.14</b></p> <p>M4B1-5.5W-27-60-A<br/>M4B1-5.5W-30-60-A</p> |
|--|--|---|---|

### Micro LumienPRO *(Includes lead wire.)*



|  |   |   |
|--|---|---|
|  <p>Micro<br/>4.5 Watts<br/>350 Lumens<br/>40° Beam Spread<br/>WW Temp Change 2700K-5000K</p> <p><b>\$123.05</b></p> <p>M7B1-4.5W-40-A</p> |  <p>Micro<br/>3 Watts<br/>Adjustable Lumens<br/>40° Beam Spread<br/>RGBWW Color Changing</p> <p><b>\$136.77</b></p> <p>M8B1-3W-27-40-A<br/>M8B1-3W-30-40-A</p> |  <p>Lumien PRO<br/>Remote Control</p> <p><b>\$119.66</b></p> <p>LP-REMOTE</p> |
|--|---|---|



# MICRO

## Path Light Accessories

Accessories Require Micro Light.

### Caps & Adapter



Micro Path Light Cap  
2-Tiered  
**LAB-043 \$63.17**



Micro Path Light Cap  
Flat Top Dome  
**LAB-044 \$63.17**



Micro Path Light  
Rounded Top  
**LAB-045 \$63.17**

### Riser Quick Connects



4" Riser  
**LAB-078 \$51.97**



8" Riser  
**LAB-079 \$67.00**



12" Riser  
**LAB-080 \$75.23**



16" Riser  
**LAB-081 \$95.71**



24" Riser  
**LAB-082 \$129.94**

### Mounting/Accessories



8" Spike  
w/Quick Connect  
**LAP-006 \$64.96**



Stake Attachment  
**LAB-018 \$28.26**

Turns Standard 8" Spike to  
Quick Connect Stake

### Lenses



Hexagon Filter  
**LAB-016 \$11.50**



Diffuser Lens w/  
Silicone "o" Ring  
**LAB-054 \$15.05**



Clear Glass  
**LAB-056 \$12.49**



Frosted Glass  
**LAB-057 \$12.49**



Diffuser Lens  
**LAB-065 \$5.14**



Lens Holder  
**LAB-157 \$27.34**  
(Used to hold lenses in place)

# MICRO

## Bollard/Area/Pendant - Brass

Select Micro Light, Shroud, and a Mount to make a complete light.




### Micro LumienCORE *(Includes lead wire.)*



|   |   |  |  |
|---|---|--|--|
| Micro<br>3.5 Watts<br>325 Lumens<br>40° Beam Spread<br><b>\$89.77</b><br>M4B1-3.5W-27-40-A<br>M4B1-3.5W-30-40-A | Micro<br>3.5 Watts<br>325 Lumens<br>60° Beam Spread<br><b>\$89.77</b><br>M4B1-3.5W-27-60-A<br>M4B1-3.5W-30-60-A | Micro<br>5.5 Watts<br>435 Lumens<br>40° Beam Spread<br><b>\$104.14</b><br>M4B1-5.5W-27-40-A<br>M4B1-5.5W-30-40-A | Micro<br>5.5 Watts<br>435 Lumens<br>60° Beam Spread<br><b>\$104.14</b><br>M4B1-5.5W-27-60-A<br>M4B1-5.5W-30-60-A |
|---|---|--|--|

### Micro LumienPRO *(Includes lead wire.)*



|  |  |   |
|--|--|---|
|  Micro<br>4.5 Watts<br>350 Lumens<br>40° Beam Spread<br>WW Temp Change 2700K-5000K<br><b>\$123.05</b><br>M7B1-4.5W-40-A |  Micro<br>3 Watts<br>Adjustable Lumens<br>40° Beam Spread<br>RGBWW Color Changing<br><b>\$136.77</b><br>M8B1-3W-27-40-A<br>M8B1-3W-30-40-A |  Lumien PRO<br>Remote Control<br><b>\$119.66</b><br>LP-REMOTE |
|--|--|---|

Accessories Require Micro Light.

## Shrouds - Brass



Bollard Cap 1-90°  
Opening  
LAB-088 \$85.49



Bollard Cap 2-90°  
Opening  
LAB-087 \$85.49



Bollard Cap 180°  
Louvered  
LAB-090 \$85.49



Bollard Cap 360°  
Louvered  
LAB-089 \$85.49



Long Perforated  
Shroud  
LAB-029 \$71.06



Extra-Long Perforated  
Shroud  
LAB-047 \$80.00



5" Twilight Shroud  
LAB-095 \$129.54



Threaded Flat Closure  
LAB-161 \$34.17



Brass End Cap  
LAB-167 \$20.11

*(Used to close open end of shroud)*

## Bollard/Area/Pendant - Brass Accessories

*Accessories Require Micro Light.*

### Risers/Mounts



4" Bollard Riser  
Quick Connect  
**LAB-085 \$68.40**



14" Bollard Riser  
Quick Connect  
**LAB-086 \$136.77**

### Accessories



8" Spike  
w/Quick Connect  
**LAP-006 \$64.96**



Hanging Mount  
**LAB-035 \$24.48**



Bollard L-Mount  
**LAB-101 \$61.54**



Bollard T-Mount  
**LAB-102 \$82.04**

### Pendant Packages

*Includes hanging mount and shroud. Requires Micro Light.*



Hanging Glass Shroud  
**LAB-005\* \$75.34**



Hanging Solid Short  
Shroud  
**LAB-006\* \$70.28**



Hanging Solid  
Long Shroud  
**LAB-008\* \$75.74**

### Surface Packages

*Includes surface mount and shroud. Requires Micro Light.*



Glass Shroud  
**LAB-009\* \$81.22**



Short Solid Shroud  
**LAB-010\* \$76.16**



Long Solid Shroud  
**LAB-012\* \$81.65**

### Lenses



Hexagon Filter  
**LAB-016 \$11.50**



Diffuser Lens w/  
Silicone "o" Ring  
**LAB-054 \$15.05**



Clear Glass  
**LAB-056 \$12.49**



Frosted Glass  
**LAB-057 \$12.49**



Diffuser Lens  
**LAB-065 \$5.14**



Lens Holder  
**LAB-157 \$27.34**

# MICRO



## Bollard/Area/Pendant - Glass

Select Micro Light, Shroud, and a Mount to make a complete light.




### Micro LumienCORE *(Includes lead wire.)*



|  |  |   |   |
|--|--|---|---|
| <p>Micro<br/>3.5 Watts<br/>325 Lumens<br/>40° Beam Spread</p> <p><b>\$89.77</b></p> <p>M4B1-3.5W-27-40-A<br/>M4B1-3.5W-30-40-A</p> | <p>Micro<br/>3.5 Watts<br/>325 Lumens<br/>60° Beam Spread</p> <p><b>\$89.77</b></p> <p>M4B1-3.5W-27-60-A<br/>M4B1-3.5W-30-60-A</p> | <p>Micro<br/>5.5 Watts<br/>435 Lumens<br/>40° Beam Spread</p> <p><b>\$104.14</b></p> <p>M4B1-5.5W-27-40-A<br/>M4B1-5.5W-30-40-A</p> | <p>Micro<br/>5.5 Watts<br/>435 Lumens<br/>60° Beam Spread</p> <p><b>\$104.14</b></p> <p>M4B1-5.5W-27-60-A<br/>M4B1-5.5W-30-60-A</p> |
|--|--|---|---|

### Micro LumienPRO *(Includes lead wire.)*



|   |  |  |
|---|--|--|
|  <p>Micro<br/>4.5 Watts<br/>350 Lumens<br/>40° Beam Spread<br/>WW Temp Change 2700K-5000K</p> <p><b>\$123.05</b></p> <p>M7B1-4.5W-40-A</p> |  <p>Micro<br/>3 Watts<br/>Adjustable Lumens<br/>40° Beam Spread<br/>RGBWW Color Changing</p> <p><b>\$136.77</b></p> <p>M8B1-3W-27-40-A<br/>M8B1-3W-30-40-A</p> |  <p>Lumien PRO<br/>Remote Control</p> <p><b>\$119.66</b></p> <p>LP-REMOTE</p> |
|---|--|--|

Accessories Require Micro Light.

## Shrouds - Glass



Glass Shroud  
LAB-126 \$78.63



360° Frosted Glass  
LAB-104 \$71.79



360° Frosted Glass  
w/ Brass Topper  
LAB-103 \$85.49



13" Frosted Glass Rod  
LAG-001 \$110.76



13" Clear Glass Rod  
w/Bubbles  
LAG-002 \$110.76

## Bollard/Area/Pendant - Glass Accessories

Accessories Require Micro Light.

### Riser Quick Connect



4" Bollard Riser  
Quick Connect

**LAB-085 \$68.40**



14" Bollard Riser  
Quick Connect

**LAB-086 \$136.77**

### Mounting/Accessories



8" Spike  
w/Quick Connect  
**LAP-006 \$64.96**



Bollard L-Mount  
**LAB-101 \$61.54**



Bollard T-Mount  
**LAB-102 \$82.04**



Junction Box  
w/Quick Connect  
**LAB-075 \$63.60**



Junction Box  
w/Quick Connect  
**LAB-076 \$85.49**



Hanging Mount  
**LAB-035 \$24.48**



Surface Mount  
**LAB-034 \$31.05**



Brass End Cap  
**LAB-167 \$20.11**  
(Used to close open end of  
shroud)

### Lenses



Hexagon Filter  
**LAB-016 \$11.50**



Diffuser Lens w/  
Silicone "o" Ring  
**LAB-054 \$15.05**



Clear Glass  
**LAB-056 \$12.49**



Frosted Glass  
**LAB-057 \$12.49**



Diffuser Lens  
**LAB-065 \$5.14**



Lense Holder  
**LAB-157 \$27.34**

# MICRO

## Recessed

Select Micro Light, Recessed Shroud, and a PVC Tube or In-Ground Surface Mount to make a complete light.




### Micro LumienCORE *(Includes lead wire.)*



|   |   |  |  |
|---|---|--|--|
| Micro<br>3.5 Watts<br>325 Lumens<br>40° Beam Spread<br><b>\$89.77</b><br>M4B1-3.5W-27-40-A<br>M4B1-3.5W-30-40-A | Micro<br>3.5 Watts<br>325 Lumens<br>60° Beam Spread<br><b>\$89.77</b><br>M4B1-3.5W-27-60-A<br>M4B1-3.5W-30-60-A | Micro<br>5.5 Watts<br>435 Lumens<br>40° Beam Spread<br><b>\$104.14</b><br>M4B1-5.5W-27-40-A<br>M4B1-5.5W-30-40-A | Micro<br>5.5 Watts<br>435 Lumens<br>60° Beam Spread<br><b>\$104.14</b><br>M4B1-5.5W-27-60-A<br>M4B1-5.5W-30-60-A |
|---|---|--|--|

### Micro LumienPRO *(Includes lead wire.)*



|   |   |   |
|---|---|---|
|  Micro<br>4.5 Watts<br>350 Lumens<br>40° Beam Spread<br>WW Temp Change 2700K-5000K<br><b>\$123.05</b><br>M7B1-4.5W-40-A |  Micro<br>3 Watts<br>Adjustable Lumens<br>40° Beam Spread<br>RGBWW Color Changing<br><b>\$136.77</b><br>M8B1-3W-27-40-A<br>M8B1-3W-30-40-A |  Lumien PRO<br>Remote Control<br><b>\$119.66</b><br>LP-REMOTE |
|---|---|---|

Accessories Require Micro Light.

## Circular Recessed

|   |  |  |  |   |
|---|--|--|--|---|
|  Circular Flush<br>LAB-024 \$44.62 |  Circular Shroud<br>LAB-059 \$50.91 |  Circular 180°<br>LAB-099 \$58.14 |  Circular 360°<br>LAB-100 \$64.96 |  Circular Half-Moon<br>LAB-025 \$50.93 |
|---|--|--|--|---|

## Recessed Accessories

Accessories Require Micro Light.

### Square Recessed



Square Flush  
LAB-023 \$50.93



Square Half Moon  
LAB-022 \$76.62



Square 90° 2-Sided  
LAB-093 \$92.59



Square 1-Sided  
LAB-019 \$84.86



Square 2-Sided  
LAB-021 \$92.59



Square 3-Sided  
LAB-094 \$102.57



Square 4-Sided  
LAB-020 \$109.41

### Accessories/Lenses



Soffit Bracket  
LAB-017 \$13.26



6" Single Hole  
Ground Cover Plate  
LAB-055 \$41.03



6" Offset Single Hole  
Ground Cover Plate  
LAB-147\* \$41.03



8" Ground Cover  
Plate Double Hole  
LAB-148\* \$54.71



Well Light w/PVC Tube  
LAB-156 \$274.54



Hex Cover  
Well Light  
LAB-144 \$68.40



Louver Cover  
Well Light  
LAB-165 \$68.40



Glass For Well Light  
LAG-006 \$27.34



Hexagon Filter  
LAB-016 \$11.50



Diffuser Lens w/  
Silicone "o" Ring  
LAB-054 \$15.05



Clear Glass  
LAB-056 \$12.49



Frosted Glass  
LAB-057 \$12.49



Diffuser Lens  
LAB-065 \$5.14

# MACRO

## Bollard/Area/Pendant


Select Macro Light, Shroud, and a Mount to make a complete light.

### Macro LumienCORE *(Includes lead wire.)*



Macro  
 10 Watts  
 800 Lumens  
 40° Beam Spread  
**\$188.03**  
 Z4B1-10W-27-A  
 Z4B1-10W-30-A

### Macro LumienPRO *(Includes lead wire.)*

Macro  
 10 Watts  
 610 Lumens  
 40° Beam Spread  
 WW Temp Change 2700K-5000K  
**\$215.40**  
 Z7B1-10W-A



Macro  
 10 Watts  
 Adjustable Lumens  
 40° Beam Spread  
 RGBWW Color Changing  
**\$266.66**  
 Z9B1-10W-A



Lumien PRO  
 Remote Control  
**\$119.66**  
 LP-REMOTE

# MACRO ACCESSORIES



## Bollard/Area/Pendant Accessories

Accessories Require Macro Light.

### Shrouds



Glass Shroud  
LAB-142 \$107.71



6" Perforated Shroud  
LAB-139 \$164.94



6" Twilight Shroud  
LAB-140 \$209.40



Solid Shroud Short  
LAB-143 \$75.23

### Riser Quick Connect



4" Bollard Riser  
Quick Connect  
LAB-085 \$68.40



14" Bollard Riser  
Quick Connect  
LAB-086 \$136.77

### Mounting/Accessories



8" Spike  
w/Quick Connect  
LAP-006 \$64.96



Bollard L-Mount  
LAB-101 \$61.54



Bollard T-Mount  
LAB-102 \$82.04



Hanging Mount  
LAB-035 \$24.48



Threaded Flat Closure  
LAB-162 \$41.03



Hexagon Filter  
LAB-145 \$16.29



15° Optic  
LAP-010 \$20.50



60° Optic  
LAP-012 \$20.50



Lens Holder  
LAB-159 \$34.17

# MACRO

## Recessed

Select Macro Light, Recessed Shroud, and a Mount to make a complete light.



### Macro LumienCORE *(Includes lead wire.)*



Macro  
10 Watts  
800 Lumens  
40° Beam Spread

**\$188.03**

Z4B1-10W-27-A  
Z4B1-10W-30-A

### Macro LumienPRO *(Includes lead wire.)*



Macro  
10 Watts  
610 Lumens  
40° Beam Spread  
WW Temp Change 2700K-5000K

**\$215.40**

Z7B1-10W-A



Macro  
10 Watts  
Adjustable Lumens  
40° Beam Spread  
RGBWW Color Changing

**\$266.66**

Z9B1-10W-A



Lumien PRO  
Remote Control

**\$119.66**

LP-REMOTE



# MACRO ACCESSORIES



## Recessed Accessories

Accessories Require Macro Light.

### Circular Recessed



Circular Flush  
LAB-128 \$89.77



Circular Shroud  
LAB-129 \$102.57



Circular 180°  
LAB-131 \$123.05



Circular 360°  
LAB-132 \$129.94



Circular Half-Moon  
LAB-130 \$102.57

### Square Recessed



Square Flush  
LAB-134 \$109.40



Square Half Moon  
LAB-133 \$133.33



Square 90° 2-Sided  
LAB-135 \$163.94



Square 1-Sided  
LAB-136 \$153.86



Square 3-Sided  
LAB-137 \$153.86

### Mount/Accessories



Adjustable Well Light  
w/ PVC Tube  
LAB-158 \$290.94



Hex Cover  
Well Light  
LAB-144 \$68.40



Louver Cover  
Well Light  
LAB-165 \$68.40



Glass For Well Light  
LAG-006 \$27.34



Macro PVC Tube  
LAP-009 \$20.50



10" Ground Cover  
Plate  
LAB-138 \$112.80



Hexagon Filter  
LAB-145 \$16.29



15° Optic  
LAP-010 \$20.50



60° Optic  
LAP-012 \$20.50

# MICRO ALUMINUM



## Bollard/Area & Spot/Down/Flood

Select Micro Light, Shroud, and a Mount to make a complete light.

### Micro Aluminum LumienCORE *(Includes lead wire.)*



|  |  |  |  |
|--|--|--|--|
| Micro Aluminum<br>3.5 Watts<br>325 Lumens<br>40° Beam Spread<br><b>\$79.48</b><br>M4A1-3.5W-27-40-BK<br>M4A1-3.5W-30-40-BK | Micro Aluminum<br>3.5 Watts<br>325 Lumens<br>60° Beam Spread<br><b>\$79.48</b><br>M4A1-3.5W-27-60-BK<br>M4A1-3.5W-30-60-BK | Micro Aluminum<br>5.5 Watts<br>435 Lumens<br>40° Beam Spread<br><b>\$93.87</b><br>M4A1-5.5W-27-40-BK<br>M4A1-5.5W-30-40-BK | Micro Aluminum<br>5.5 Watts<br>435 Lumens<br>60° Beam Spread<br><b>\$93.87</b><br>M4A1-5.5W-27-60-BK<br>M4A1-5.5W-30-60-BK |
|--|--|--|--|

Accessories Require Micro Aluminum Light.

### Bollard/Area Shroud *(Includes lead wire and 8" Spike.)*



**\$104.19**  
 A2A1-BK Black  
 A2A1-BZ Bronze

### Spot/Down/Flood Shrouds *(Includes lead wire and 8" Spike.)*



60° Spot Light Knuckle  
**\$86.71**  
 LAA-068-BK Black  
 LAA-068 Bronze



37° Down Light Knuckle  
**\$114.63**  
 LAA-069-BK Black  
 LAA-069 Bronze



Flood Light Knuckle  
**\$102.45**  
 LAA-070-BK Black  
 LAA-070 Bronze

# MICRO ALUMINUM ACCESSORIES

## Bollard/Area & Spot/Down/Flood

Accessories Require Micro Aluminum Light.

### Risers

Increases the length of the stem.



16"-25" Adj Riser  
**\$71.96**

|            |        |
|------------|--------|
| LAA-008-BK | Black  |
| LAA-008    | Bronze |



|            |     |        |         |
|------------|-----|--------|---------|
| LAA-020-BK | 4"  | Black  | \$19.80 |
| LAA-020    | 4"  | Bronze | \$19.80 |
| LAA-005-BK | 8"  | Black  | \$26.37 |
| LAA-005    | 8"  | Bronze | \$26.37 |
| LAA-006-BK | 16" | Black  | \$35.77 |
| LAA-006    | 16" | Bronze | \$35.77 |
| LAA-007-BK | 24" | Black  | \$45.17 |
| LAA-007    | 24" | Bronze | \$45.17 |

### Spikes



Ground Spikes

|          |        |         |
|----------|--------|---------|
| LAP-002  | 8"     | \$12.45 |
| LAP-001  | 12"    | \$15.05 |
| LAP-005  | 16"    | \$71.96 |
| LAS-002* | 12" SS | \$85.49 |

### Accessories



Single Point Tree Mount  
**\$23.94**

|            |        |
|------------|--------|
| LAA-025-BK | Black  |
| LAA-025    | Bronze |



Gutter Mount Bracket  
**\$18.03**

|            |        |
|------------|--------|
| LAA-021-BK | Black  |
| LAA-021    | Bronze |



Base  
**\$25.06**

|            |        |
|------------|--------|
| LAA-001-BK | Black  |
| LAA-001    | Bronze |



J-Box  
**\$17.09**

|            |        |
|------------|--------|
| LAA-002-BK | Black  |
| LAA-002    | Bronze |



L-Mount  
**\$20.57**

|            |        |
|------------|--------|
| LAA-003-BK | Black  |
| LAA-003    | Bronze |



T-Mount  
**\$28.31**

|            |        |
|------------|--------|
| LAA-004-BK | Black  |
| LAA-004    | Bronze |

# TRANSFORMERS / VIBE SPEAKER



## Transformers

TR-150-S & TR-300-S  
Standard Transformers  
Timer and photocells can be purchased locally to upgrade either transformer.

TR-IQ400 & TR-IQ600  
IQ technology that allows lighting to be turned on/off from an internal timer or GPS coordinates turning lights on/off using "dusk to dawn" or "dusk to pre-set off time" features

| Item #   | Description          | Wattage Input | Voltage Output | Zones | Retail   |
|----------|----------------------|---------------|----------------|-------|----------|
| TR-150-S | Standard Transformer | 150w          | 12/15V         | 1     | \$427.14 |
| TR-300-S | Standard Transformer | 300w          | 12/15V         | 1     | \$492.86 |

## Vibe Speaker

### Lumien VIBE



#### Features

Bluetooth Mesh  
Connect up to 100 Speakers  
Brass Construction  
IP65 Rating  
Powered by Lumien Low Voltage Transformer

Speaker, Antique Brass  
12 Volts  
40 Watts  
360° Sound

**\$804.34**

Item #: LV-40W-A





# OUTDOOR *living*

IGNITE THE MEMORIES



**P: 585.492.2780**

**F: 585.492.2785**

7406 Route 98, Arcade NY 14009  
[www.empiredistributing.net](http://www.empiredistributing.net)



CATALOG OLC 7/2025

©2025 Empire Distributing